

**E** BEST VAN IN CLASS

# MALIBU VAN 2022



**malibu**  
a company of carthago

<b>The Malibu Premium Van</b>	Page 3
Malibu Van model range comparison	Page 6
Malibu Van model overview	Page 8

## Models in detail

 <b>first class – two rooms</b> – Unique and innovative	Page 14
---	---------

 <b>diversity</b> – All-rounder with XL kitchen comfort	Page 22
---	---------

 <b>comfort</b> – The master of self-sufficiency	Page 26
--	---------

 <b>charming</b> – Exclusive models as coupé or GT skyview	Page 32
--	---------

Living	Page 36
--------	---------

Washroom	Page 38
----------	---------

Sleeping	Page 40
----------	---------

 <b>compact</b> – Everyday companion with compact vehicle lengths	Page 44
---	---------

Living	Page 46
--------	---------

Kitchen	Page 47
---------	---------

Washroom	Page 48
----------	---------


Sleeping	Page 49
----------	---------


 <b>family-for-4</b> – With hybrid pop-up roof	Page 50
--	---------

<b>Malibu Van added value</b>	Page 52
-------------------------------	---------

<b>Malibu Van interior and exterior</b>	Page 62
---	---------


# WWW.MALIBU-VANS.COM

 Interactive 360° views

 Detailed Information

 You can also register for our newsletter and never miss any of the news!

There's a lot more to say about our vans than we can fit in the catalogue! This is why we provide you with lots of additional information on our web site. Get some inspiration and navigate through your dream Malibu at your leisure from home or on the move! Look out for the icons in our catalogue.

 **Registered for patent approval - leading by means of innovation!**  
Registrations for patent approval are specific to the model and country.  
The designations can differ.



# THE PREMIUM VAN FROM MALIBU: IF YOU'D LIKE A LITTLE MORE



Malibu can look back on a unique success story spanning more than four decades. Karl-Heinz Schuler, the founder of the Carthago Group, developed the first Malibu vans back in 1979 – at the highest level with regard to innovation and quality. Embedded in the owner-operated Carthago Group, every Malibu Van now benefits from the innovative strength, top class technology and quality claim of the motorhome premium class. You can see the unique holiday quality of the Malibu Van for yourself at the Malibu Van sales exhibition in Aulendorf or at one of our dealers. Even better: Put your dream van to the test with our Test & Rent programme. Do you want more? More travel comfort, more quality, more sophistication? If so, the Malibu van is your perfect holiday companion. It combines the compact dimensions of a van with the comfort of a large motorhome.

There are many vans, but only one Malibu van. It is the van full of innovation. Be it in the concept or the detail – the experience of more than 40 years of motorhome construction and the ingenuity of its developers can be found in every Malibu van. The product of many years of work. You can feel it on every day of your holiday. For example, in the unique living and sleeping comfort, the unbelievably large and functional storage areas which have been worked out to the last detail, in the elaborate and comprehensive main body insulation for travelling 365 days of the year or in the extremely stable furniture construction with long-lasting quality. The carefully selected materials and high quality craftsmanship are the basis of an exceptionally exclusive design. This all results in a clearly formulated premium claim: Malibu Van means “best van in class”.

Headquarters of the Carthago Group in Aulendorf, Upper Swabia



comfort 640 LE | Exterior colour white



# A UNIQUE SUCCESS STORY

## 1979

“We can do better than that” thought Karl-Heinz Schuler after seeing a camping bus. No sooner said than done: On 1<sup>st</sup> July 1979, he established his own Carthago motorhome brand.



## 1991

When the change to the VW T4 took place, different wheelbases and layouts were added, and there was even an initial version with a washroom.



## 2019 & 2020

Malibu wins the “Camper vans with washroom” category of the promobil reader’s vote. The top favourite is the Malibu Van Charming GT skyview, which gives you a completely new feeling of spaciousness and ride comfort.



## 2022

The Malibu Van family continues to grow. The new Malibu Van diversity is more diverse than ever, and is the perfect complement for the product range.



## 1985

Carthago starts its rapid growth by specialising in VW bus conversions. Solid design, practical and inventive interior, individual special features – even back then, this was already the successful concept.



## 2013

The Malibu Van is back! The modern interpretation of the feel-good camping bus is quickly becoming a favourite among motorhome enthusiasts. The inauguration of Carthago City also took place in Aulendorf in southern Germany with a large sales showroom.



## 2021

Two new models presented! The innovative Malibu Van first class – two rooms with the two-room concept and generous feeling of spaciousness and the family-for-4 models with the unique hybrid pop-up roof and four fully-fledged sleeping berths. We were particularly pleased about the first place in the European Innovation Awards in the “Overall Van Concept” category for this model.



# BEST VAN IN CLASS – MALIBU IMPRESSES

“You can see straight away that the Malibu vans are stylish box-type vans with high quality equipment from top to bottom.”

Reisemobil International, 03/2020 & Camper Vans, 02/2020 (Test drive: Malibu Van charming coupé 600 DB)

“Malibu has once again used high-quality motorhome technology in this model. The hybrid pop-up roof is very light yet extremely stable, with excellent insulating characteristics.”

Camping, 05/2021 (Introduction: Malibu Van family-for-4)

“First impression: It’s unbelievable what you can put into a Malibu. Surf board, stand-up paddle board, chairs, umbrella, clothes – and a feeling of freedom that we’ve never seen before.”

AutoBild Reisemobil, 11/2020 (Endurance test: Malibu Van charming 640 LE)

“The editors praised the outstanding sleeping comfort and the practical washroom concept with swivelling toilet. [...] The Malibu carried out the evasive manoeuvres and braking tests on our test site, and also excelled in the noise measurement.”

Autobild Reisemobil, 05/2021 (Endurance test completion: Malibu Van charming 640 LE)

“Access to the various storage compartments has been provided in a clever way.”

Reisemobil International, 06/2021 (Professional Test: Malibu Van charming coupé 640 RB)

“The “integrated driver’s cabin” provides a huge amount of space”. Just like the Charming GT, the Coupé does away with an overhead storage cabinet above the cockpit – creating lots room above the seating area, just like a motorhome.”

promobil online, 06/2020 (Introduction: Malibu Van charming coupé)

“The Malibu Van is a practical camper with a luxurious living area. In spite of having powerful engines, the Van is economical in terms of petrol consumption, provides plenty of room and storage space, and is still very manoeuvrable. There's no need to drive to a camp site because of the wet cell with toilet.”








Firmenwagen (Company Car), 04/2021 (Introduction: Malibu Van comfort 640 LE)

## AWARDS



# MALIBU VAN MODEL RANGE COMPARISON

The right solution for every Van enthusiast – get some inspiration from the wide range of Malibu Vans. Discover the highlights now in a short overview.

	FIRST CLASS – TWO ROOMS	DIVERSITY	COMFORT
 <b>MODELS</b>	Innovative layout with unique two-room concept and generous feeling of spaciousness	All-rounder with XL kitchen comfort and generous feeling of spaciousness	The master of self-sufficiency with the exclusive absorber fridge and flexible energy selection – gas, 12 V or 230 V
 <b>VARIANTS</b>	<ul style="list-style-type: none"> <li>charming GT skyview or charming coupé</li> <li>family-for-4 with pop-up roof</li> </ul>	<ul style="list-style-type: none"> <li>charming GT skyview or charming coupé</li> <li>family-for-4 with pop-up roof</li> </ul>	<ul style="list-style-type: none"> <li>charming GT skyview or charming coupé</li> </ul>
 <b>LIVING</b>	<ul style="list-style-type: none"> <li><b>Extra-generous feeling of spaciousness</b> with considerable amount of room for movement and free field of view through to the rear</li> <li><b>“Maxi 4” XL lounge seating area</b> with wide passage and extra-large living area table</li> <li><b>Two-room concept</b> with room partitioning door for separation from the living area and the changing room</li> </ul>	<ul style="list-style-type: none"> <li><b>Extra-generous feeling of spaciousness</b> with considerable amount of room for movement, free field of view through to the rear and space-saving washroom sliding door</li> <li><b>“Maxi 4” XL lounge seating area</b> with wide passage and extra-large living room table</li> </ul>	<ul style="list-style-type: none"> <li><b>Wide living area passage</b> between lounge seating area and kitchen, space-saving washroom sliding door</li> <li><b>“Maxi 4” XL lounge seating area</b> with wide passage and extra-large living area table</li> </ul>
 <b>KITCHEN</b>	<ul style="list-style-type: none"> <li><b>Premium kitchen</b>, 84 l compressor fridge in front of kitchen facing entrance area, therefore accessible from the inside and the outside</li> </ul>	<ul style="list-style-type: none"> <li><b>XL comfort kitchen</b> with large worktop, worktop extension, sink cover and additional working and storage area above the fridge</li> <li><b>84 l compressor fridge</b>, located in the bottom of a separate universal combination cabinet</li> <li><b>Extra-wide and extra-deep kitchen drawers</b> with double locking</li> </ul>	<ul style="list-style-type: none"> <li><b>Comfort kitchen</b> with large work surface, work surface extension and multifunctional sink cover incl. wall bracket</li> <li><b>80 l absorber fridge</b> in separate combination cabinet, positioned at hand height, with automatic energy source selection for gas, 230 V and 12 V, therefore significantly less power consumption and greater self-sufficiency</li> <li><b>Extra-wide and extra-deep kitchen drawers</b> with double locking</li> </ul>
 <b>WASHROOM</b>	<ul style="list-style-type: none"> <li><b>XL flexi-washroom “1000+ with changing room function”</b> with room dividing door including swivelling element for separating living area and changing room</li> </ul>	<ul style="list-style-type: none"> <li><b>XL flexi-washroom “1000”</b> with space-saving, two-part sliding door for unrestricted movement in living area and extra-wide washroom access</li> </ul>	<ul style="list-style-type: none"> <li><b>XL flexi-washroom “1000”</b> with space-saving, two-part sliding door for unrestricted movement in living area and extra-wide washroom access</li> </ul>
 <b>SLEEPING</b>	<ul style="list-style-type: none"> <li><b>Lengthways single bed “200+”</b></li> </ul>	<ul style="list-style-type: none"> <li><b>Lengthways single bed “200+”</b> (640 LE K)</li> <li><b>Transverse rear bed “B160+”</b> (600 DB K)</li> </ul>	<ul style="list-style-type: none"> <li><b>Lengthways single bed “200+”</b> (640 LE)</li> <li><b>Transverse rear bed “B160+”</b> (600 DB)</li> </ul>
 <b>STORAGE SPACE</b>	<ul style="list-style-type: none"> <li><b>The universal tall cabinet</b> can be used individually as a kitchen cabinet, a linen cupboard or an extra-high wardrobe</li> <li><b>Large wardrobe</b> accessible from the front and above thanks to the lift function and <b>large linen cupboard</b> with easy access from above thanks to “One touch access”</li> </ul>	<ul style="list-style-type: none"> <li><b>The universal tall cabinet above the fridge</b> can be used as a kitchen cabinet or a linen cupboard</li> <li><b>Large wardrobe</b> accessible from the front and above thanks to the lift function and <b>large linen cupboard</b> with easy access from above thanks to “One touch access” (640 LE K)</li> <li><b>Two separate wardrobes</b> conveniently accessible from above (600 DB K)</li> </ul>	<ul style="list-style-type: none"> <li><b>Floor-to-ceiling combination cabinet with large wardrobe</b> above fridge, interior height 100 cm</li> <li><b>Additional large wardrobe</b> accessible from the front and above thanks to the lift function and <b>large linen cupboard</b> with easy access from above thanks to “One touch access” (640 LE)</li> <li><b>Two separate wardrobes</b> conveniently accessible from above (600 DB)</li> </ul>



## COMPACT

Everyday companion with compact vehicle lengths of less than 6 metres, ideal for urban areas and perfect for use as a second vehicle

- family-for-4 with pop-up roof
- **Maximum room for movement** with compact vehicle length at same time thanks to well thought-out, compact space allocation and field of view through to the rear
- **Compact lounge seating area**, configured for compact vehicle length and living area table with swivel-out table top extension
- **Compact side kitchen** with large work surface, work surface extension and sink cover
- **84 l compressor fridge integrated** in galley kitchen
- **Convenient fridge access** due to considerable amount of room for movement, thanks to open washroom access and continuous one-level floor as far as the washroom
- **Compact washroom** with space-saving drop-down washbasin, swivelling toilet and completely separate shower with sturdy articulated door
- **Lengthways single bed "200+"** (600 LE)
- **Transverse rear bed** (540 DB)
- **Large wardrobe** accessible from the front and above thanks to the lift function and **large linen cupboard** with easy access from above thanks to "One touch access" (600 LE)
- **Large wardrobe and linen cupboard** above transverse rear bed (540 DB)

## CHARMING

Exclusive models in coupé or GT skyview versions

- Models: first class – two rooms, diversity, comfort
- family-for-4 with pop-up roof

The extended interior height in the driver's cabin and the living area creates a completely new feeling of spaciousness and ride comfort

**GT skyview:** Omission of overhead storage compartment above driver's cabin, replaced with panoramic skylight with leather-covered interior headliner from driver's cabin to above the lounge seating area

**coupé:** Omission of overhead storage compartment above driver's cabin, replaced with continuous ceiling canopy with indirect ambient lighting all the way to the driver's cabin

Exclusive "charming" standard equipment:

- Extended exterior decor with globe symbol and "charming" lettering
- Leather steering wheel and gear knob
- 16" Fiat Ducato alloy wheels
- Radiator grille in high gloss black
- Headlight frames in black
- Colour coded bumpers
- Additional storage compartment in overhead storage compartment in entrance area
- LED ambient lighting upgrade: indirect ambient lighting at driver and passenger sides, and LED ambient lighting in double floor of lounge seating area
- Technical panel in entrance area

## FAMILY-FOR-4

Malibu Van with four fully-fledged sleeping berths and pop-up roof with unique hybrid construction

- Models: first class – two rooms, diversity, compact
- charming GT skyview or charming coupé

**Pop-up roof highlights:**

- Four fully-fledged sleeping berths with a sleeping area of 200 x 135 cm in the pop-up roof
- GRP roof covering "Protect" to protect the pop-up roof from hailstones and external damage
- Light weight of just 105 kg
- Consisting of a high-stability sandwich and side plastic design elements
- Premium window in washroom wall for sufficient ventilation and light (not in compact models)
- Rooftop spoiler for minimising wind noise (not GT skyview models)



Malibu Van  
first class – two rooms

from  
pg. 14



Malibu Van diversity –  
All-rounder with XL kitchen comfort

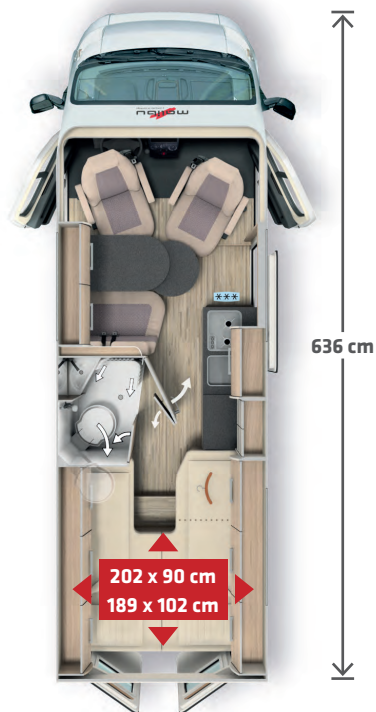
from pg. 22



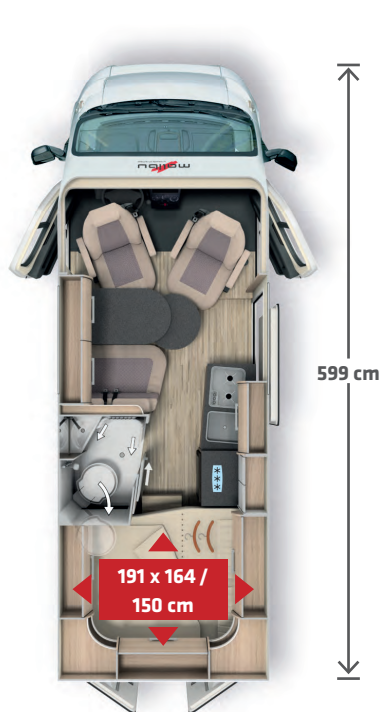
Malibu Van comfort –

205 cm

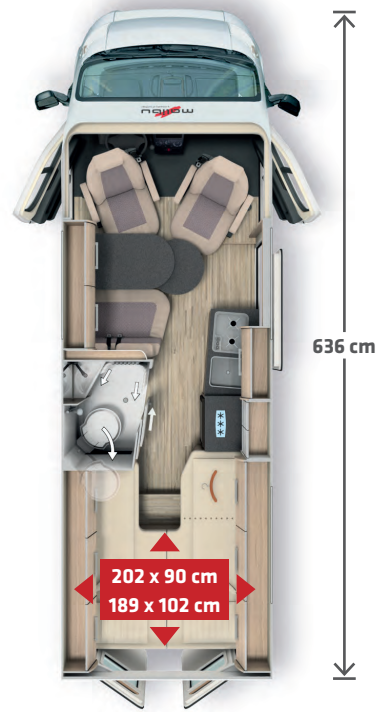
UNIQUE  
INNOVATIVE



205 cm



205 cm



205 cm



Gas  
2 x 11 kg



640 LE RB



Gas  
2 x 11 kg



600 DB K



Gas  
2 x 11 kg



640 LE K



Gas  
2 x 11 kg



600 DB



Also available as a Malibu Van family-for-4 with hybrid pop-up roof







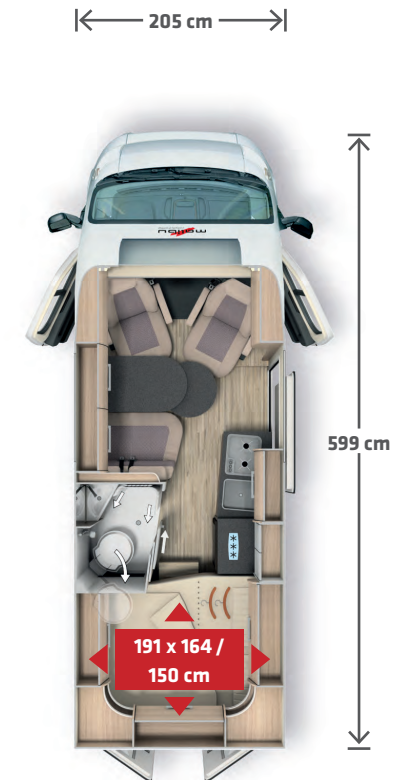
**640 LE**



**600 DB  
coupé or GT skyview**



**640 LE  
coupé or GT skyview**



**600 DB K  
coupé or GT skyview**



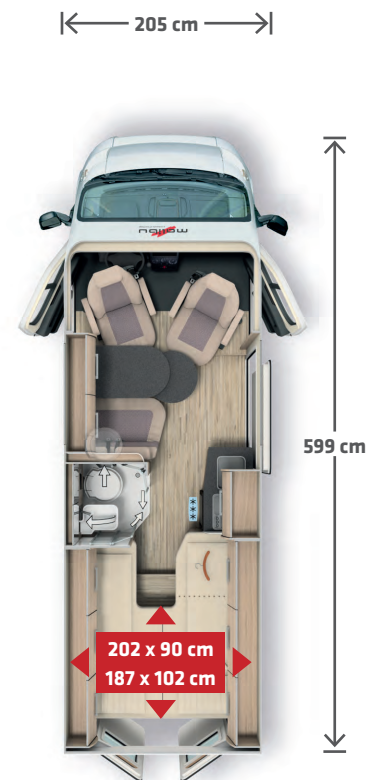
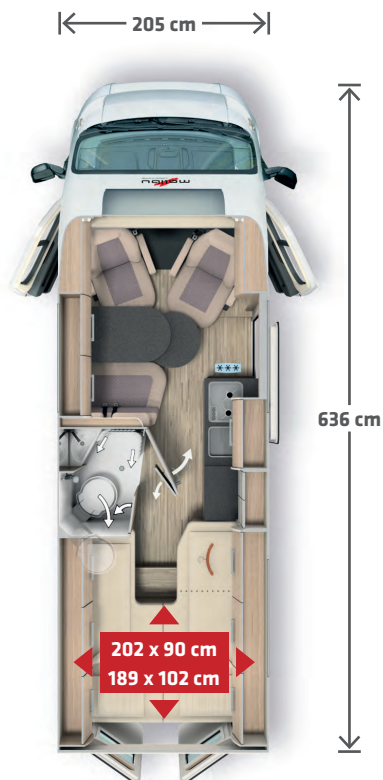
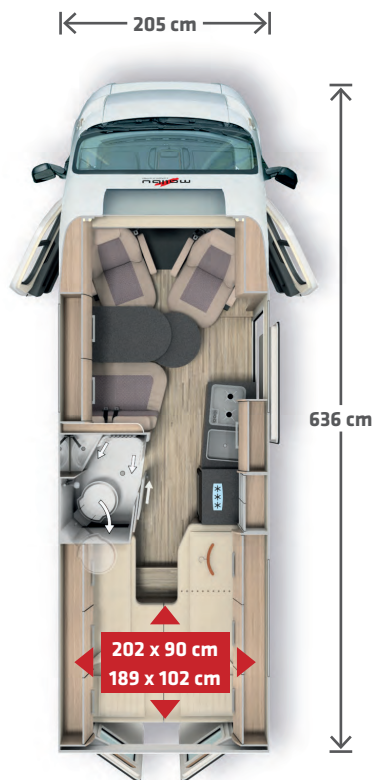
Also available as a Malibu Van family-for-4 with hybrid pop-up roof

from pg. 32



Malibu Van compact – everyday companion with compact vehicle lengths of less than 6 metres

from pg. 44



**640 LE K**  
coupé or GT skyview

**640 LE RB**  
coupé or GT skyview

**540 DB**

**600 LE**

Also available as a Malibu Van family-for-4 with hybrid pop-up roof







comfort 600 DB | Exterior colour white





charming GT skyview 640 LE | Exterior colour aluminium grey metallic





family-for-4 GT skyview 640 LE K | Exterior colour aluminium grey metallic



# MALIBU VAN

## FIRST CLASS – TWO ROOMS

### INNOVATIVE LAYOUT WITH UNIQUE TWO-ROOM CONCEPT AND GENEROUS FEELING OF SPACIOUSNESS

Unbelievably open feeling of spaciousness with considerable freedom of movement. Multi-functional washroom with room partitioning door from living area and changing room function. Changing room extension thanks to the washroom wall, which swivels inwards.

#### Model 640 LE RB

#### STANDARD EQUIPMENT:



Large lounge seating area



Two-room concept with room partitioning door



84 l compressor fridge in front of kitchen area



Universal tall cabinet



XL flexi-washroom "1000+ function changing room"



Large wardrobe / linen cabinet beneath rear bed

#### OPTIONS:



Two worlds of style



charming GT skyview / coupé



family-for-4 with hybrid pop-up roof

first class – two rooms 640 LE RB | Cherry Style world of style | Paris world of living







Washroom not shown in image




# PREMIUM KITCHEN

1 first class – two rooms 640 LE RB | Premium kitchen with large work surface







### The advantages of the premium kitchen:

- 1 Large kitchen work surface and three deep roller-mounted kitchen drawers with self and soft closing mechanism and integrated wooden cutlery insert
- 2 Powerful 84 l compressor fridge integrated in the entrance area at the front of the kitchen, and therefore convenient access from the inside and the outside
- 3 Large storage drawer for kitchen provisions with pull-out, integrated waste bin (in separate hygiene area) at front of seat bench
- 4 Convenient access to the seat bench storage compartment from above without having to remove the upholstery using "One touch access"
- 5 Two-ring gas cooker with electric igniter and practical glass cover
- 6 Integrated sink cover for additional work and storage area
- 7 The universal tall cabinet can be used either as a kitchen cabinet, a linen cupboard or an extra-high wardrobe



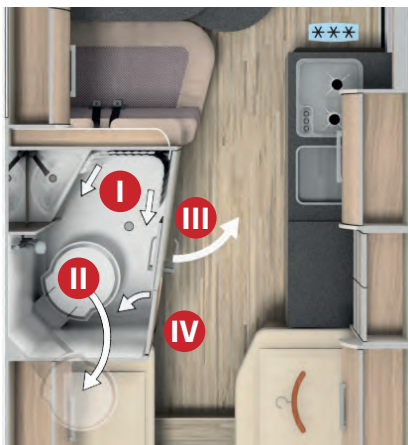
## CHANGING ROOM - UNIQUE IN THE VAN CLASS

1 first class - two rooms 640 LE RB | Two-room concept with changing room thanks to partitioning from the living area





## Driving and living configuration



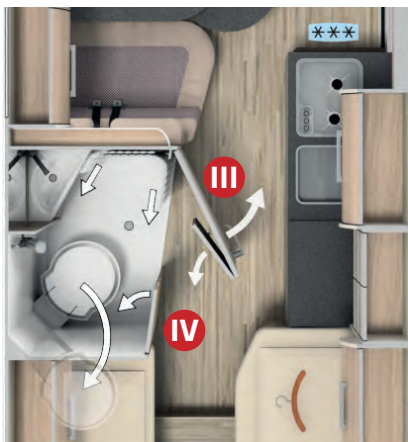
The **I** two sectional louvre doors provide partitioning of the washroom, toilet or shower cabinet from the changing room.

The **II** swivelling toilet makes perfect use of space.

The **III** room dividing door including swivelling element is used to separate the living area from the changing room.

The **IV** hinged washroom wall provides maximum freedom of movement in the shoulder area.

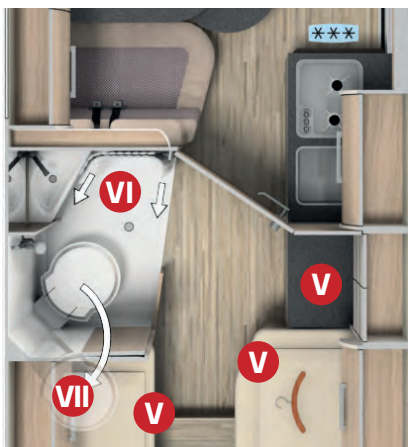
## Room partitioning



Separation from the living area and therefore the changing room is provided with just two manual operations by opening the **III** room dividing door and folding out the swivelling element.

Thanks to the washroom wall which swivels inwards into the washroom, **IV** maximum freedom of movement is provided, particularly in the shoulder area.

## Changing room



The finished changing room with room partitioning from the living area, the extended room for movement as far as the washroom and access from the changing room to the **V** separate wardrobes and linen cupboards beneath the lengthways single beds and the universal tall cabinet.

The **VI** two sectional louvre doors: with dual function:

- Shower partitioning
- Simultaneous partitioning of the washroom and the toilet from the changing room

The **VII** swivelling toilet in the parked position.



### The advantages of the changing room:

- 1** The changing room is created thanks to partitioning from the living area by the room dividing door with swivel element
- 1** More freedom of movement is provided thanks to the swivelling washroom wall
- 2** Two sectional louvre doors can be used as an alternative for closing off the washroom
- 3** The separate wardrobes and linen cupboards beneath the lengthways single beds and the universal tall cabinet can be accessed from the changing room

# WARDROBES

1 Universal tall cabinet



2 Extra-large wardrobe with access from the front and above





3 Large linen cupboard with "One touch access"



### The advantages of the storage space and the wardrobes:

- 1 The universal tall cabinet can be used either as a kitchen cabinet, linen cupboard or extra-high wardrobe
- 2 Extra-large wardrobe beneath lengthways single bed at the driver side, conveniently accessible from above and the front thanks to the lift function and the separate mattress section
- 3 Large linen cupboard with two separate storage compartments beneath the lengthways single bed at the passenger side, conveniently accessible from above via the flap mechanism and "One touch access"



# MALIBU VAN

## DIVERSITY

### ALL-ROUNDER WITH XL KITCHEN COMFORT AND GENEROUS FEELING OF SPACIOUSNESS

Open feeling of spaciousness with a tremendous amount of freedom of movement and free field of view. XL comfort kitchen with powerful 84 l compressor fridge in a separate universal combination cabinet, extra large working and storage areas as well as extra-wide and tall kitchen drawers and a perfect storage space concept.

**Models 600 DB K, 640 LE K**

#### STANDARD EQUIPMENT:



Large lounge seating area



More freedom of movement



XL comfort kitchen with extra-large work surface



84 l compressor fridge in universal cabinet



XL flexible washroom "1000"



Large wardrobe beneath rear bed

#### OPTIONS:



Two worlds of style



charming GT skyview / coupé



family-for-4 with hybrid pop-up roof

diversity 640 LE K | Cherry Classic world of style | London world of living







Washroom not shown in image



# XL COMFORT KITCHEN

1 Universal combination cabinet and 84 l compressor fridge



2 Flush work surface extension



3 Extra-wide kitchen drawers



4 Storage drawer and storage compartment in seat bench



## The advantages of the XL comfort kitchen:

- 1 Universal combination cabinet with powerful 84 l compressor fridge beneath
- 2 Extra-large work surface thanks to flush work surface extension with one-handed operation in the entrance area, multifunctional sink cover and additional work and storage surface above the fridge
- 3 Three extra-wide and extra-deep roller-mounted kitchen drawers with double locking, self and soft closing mechanism and integrated wooden cutlery insert
- 4 Large storage drawer at the front of the seat bench, behind which the seat bench storage compartment can be conveniently accessed from above without having to remove the upholstery using "One touch access"
- 5 Pull-out waste bin integrated in seat bench (in separate hygiene area)
- 6 Two-ring gas cooker with electrical ignition and practical glass cover



# WARDROBES


1 diversity 640 LE K | Wardrobe with access from the front and above



2 diversity 640 LE K | Linen cupboard with "One touch access"



3 diversity 600 DB K | Two wardrobes beneath transverse rear bed



## The advantages of wardrobes:

- 1 Extra-large wardrobe beneath lengthways single bed at driver side, conveniently accessible from above and the front thanks to the lift function and the separate mattress section (640 LE K)
- 2 Large linen cupboard with two separate storage compartments beneath the lengthways single bed at the passenger side, conveniently accessible from above via the flap mechanism and "One touch access" (640 LE K)
- 3 Two separate wardrobes beneath the transverse rear bed, conveniently accessible from above at the driver side, front wardrobe also accessible from the front, rear wardrobe extendible as far as rear storage compartment (600 DB K)



# MALIBU VAN

## COMFORT

### THE MASTER OF SELF-SUFFICIENCY

More self-sufficiency thanks to the exclusive 80 l absorber fridge with automatic energy source selection: Gas, 230 V, 12 V and therefore low energy consumption. Maximum kitchen comfort with additional working / storage area and extra-wide kitchen drawers. Fridge in separate floor-to-ceiling combination cabinet. Below this there is a wardrobe, with additional wardrobes beneath the rear bed.

**Models 600 DB, 640 LE**

#### STANDARD EQUIPMENT:



Large lounge seating area



Comfort kitchen including work surface extension



More self-sufficiency thanks to the 80 l absorber fridge



XL flexible washroom "1000"



Wardrobes with interior height of up to 100 cm



Large variable rear storage compartment

#### OPTIONS:



Three worlds of style



charming  
GT skyview /  
coupé

comfort 640 LE | Cherry Style world of style | London world of living









# COMFORT KITCHEN

1 comfort 640 LE | Cherry Style world of style



Washroom not shown in image



2 80 l freezer compartment at hand height



4 Storage compartment in seat bench



3 Extra-wide kitchen drawers



5 Large storage drawer



### The advantages of the comfort kitchen:

- 1 Extra large work surface thanks to flush worktop extension with one-handed operation in the entrance area
- 2 Maximum self-sufficiency thanks to exclusively developed 80 l absorber fridge, ergonomically positioned at hand height, with automatic energy source selection for gas, electricity and battery and therefore significantly lower energy consumption
- 3 Three extra-wide and extra-deep roller-mounted kitchen drawers with double locking, self and soft closing mechanism and integrated wooden cutlery insert
- 4 Convenient access to the seat bench storage compartment from above without having to remove the upholstery using "One touch access"
- 5 Large storage drawer for kitchen provisions with pull-out, integrated waste bin (in separate hygiene area) at front of seat bench
- 6 Multifunctional sink cover with wall holder, usable as chopping board, extended surface or flush work surface
- 7 Two-ring gas cooker with electrical ignition and practical glass cover



# WARDROBES

1

Extra-high, clothes hanger deep wardrobe



2

comfort 640 LE | Wardrobe with access from the front and above






**3** comfort 640 LE | Linen cupboard with "One touch access"



**4** comfort 600 DB I | Two additional wardrobes beneath transverse rear bed



### The advantages of wardrobes:

- 1** Illuminated wardrobe beneath the fridge, three internal drawers on the left and a separate wardrobe with interior height of 100 cm on the right
- 2** Additional extra-large wardrobe beneath lengthways single bed at driver side, conveniently accessible from above and the front thanks to the lift function and the separate mattress section (640 LE)
- 3** Large linen cupboard with two separate storage compartments beneath the lengthways single bed at the passenger side, conveniently accessible from above via the flap mechanism and "One touch access" (640 LE)
- 4** Two additional wardrobes beneath the transverse rear bed, conveniently accessible from above at the driver side, front wardrobe also accessible from the front, rear wardrobe extendible as far as rear storage compartment (600 DB)



# MALIBU VAN

## charming

### EXCLUSIVE MODELS IN COUPÉ OR GT SKYVIEW VERSION

The extended interior height in the driver's cabin and the living area creates a complete feeling of spaciousness and ride comfort. With exclusive "charming" standard equipment.

**Models 600 DB, 640 LE,  
600 DB K, 640 LE K, 640 LE RB**

#### STANDARD EQUIPMENT:



Choose between  
coupé or GT  
skyview



Extended interior  
height in driver's  
cabin



Exclusive  
equipment



Sporty  
exterior  
design



Indirect  
ambient  
lighting

#### OPTIONS:



Three worlds  
of style



family-for-4  
with hybrid  
pop-up roof

1 charming GT skyview 640 LE | Cherry Classic world of style | Rome world of living








### The advantages of charming:

**Two driver's cabin designs with extended interior height in the driver's cabin, selectable via the lounge seating area:**

- 1 GT skyview:** omission of overhead storage compartment, replaced with panoramic skylight with leather-covered interior headliner from driver's cabin to above the lounge seating area
  - 2 coupé:** omission of overhead storage cabinet, replaced with ceiling canopy with indirect ambient lighting which runs all the way through to the driver's cabin and practical storage area above the driver's cabin
- Unique feeling of spaciousness and ride comfort
  - Tremendous amount of headroom
  - Driver's cabin integrated in living area
  - Real motorhome comfort
  - Convenient access to driver's cabin and the driver's cabin seats rotated into the living position
  - Continuous overhead storage cabinets at the sides as far as the driver's cabin
  - Exclusive "charming" standard equipment



# EXCLUSIVE “CHARMING” STANDARD EQUIPMENT





4 Leather steering wheel and gear lever



5 Extended exterior decoration



6 Fiat Ducato alloy wheels 16"



7 Radiator grille and headlight frames in black, bumpers in same colour as vehicle



### Exclusive "charming" standard equipment:

- 1 LED ambient lighting upgrade: Indirect ambient lighting at driver and passenger sides, and LED ambient lighting in double floor of lounge seating area
- 2 Additional storage compartment in overhead storage compartment in entrance area
- 3 Technical panel above control panel in entrance area
- 4 Leather steering wheel and gear knob
- 5 Extended exterior decor with globe symbol and "charming" lettering
- 6 Fiat Ducato alloy wheels 16"
- 7 Radiator grille in high gloss black, headlight frames in black, bumpers painted in same colour as vehicle




# LIVING

## FIRST CLASS – TWO ROOMS | DIVERSITY | COMFORT | CHARMING

1 comfort 600 DB | Cherry Style world of style | Paris world of living | Large seating area "Maxi 4", overhead storage compartment above driver's cabin as standard



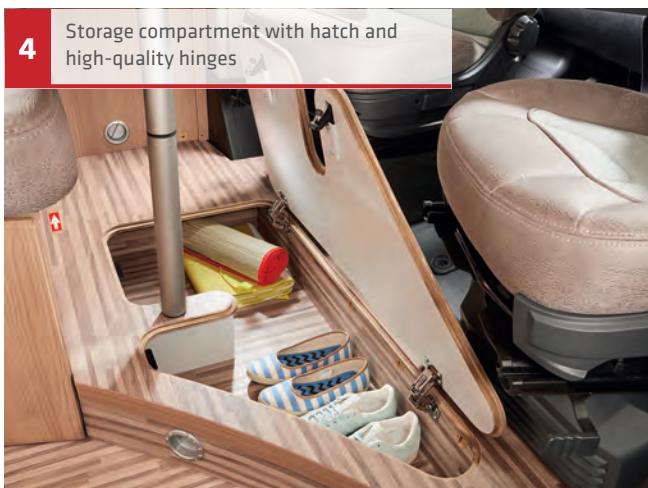




**2** Designer shelves above lounge seating area



**3** Optional: 24" LED flat screen



**4** Storage compartment with hatch and high-quality hinges



**5** Washroom sliding door for free passage from front to rear and access to washroom at same time



**6** Elegant entrance area



### The advantages of living:

- 1** Large lounge seating area "Maxi 4" for four persons with perfect integration of the rotating driver's cabin seats and living area table with swivel-out table extension
- 1** Overhead storage cabinet above driver's cabin with front locker door (not charming models)
- 2** Two designer shelves above the lounge seating area (unless LED flat screen option is chosen)
- 3** Optional: 24" LED flat screen above lounge seating area
- 4** Large storage compartment in double floor of lounge seating area with hatch and high quality hinges, quick and easy to access thanks to "One touch access"
- 5** Feeling of space from front to rear and considerable amount of freedom of movement thanks to washroom sliding door (not 640 LE RB)
- 6** Elegant entrance area with Malibu branding in chrome and indirect accent lighting
- 7** New lounge seating area opening geometry for extending the passage width in the kitchen / living area
- 8** The ambient lighting can be switched on and off separately from the main lighting
- 9** Perfect feeling of space thanks to the open plan layout (not 600 DB, 640 LE)



# XL FLEXI-WASHROOM "1000"

FIRST CLASS – TWO ROOMS | DIVERSITY | COMFORT | CHARMING



Toilet can be swivelled away

1 XL flexi-washroom "1000" | More comfort and lots of room



2 Huge shower room





**3** Washroom mirror and practical wall shelf



**4** Large wash stand base unit



**5** Sliding door and extra-wide washroom access



### The advantages of the XL flexi-washroom "1000":

- 1** Toilet can be swivelled away for maximum space utilisation, plenty of room for washing hands and showering, toilet disappears into the parked position beneath the rear bed
- 2** Completely separate shower room, with sectional louvres, an advantage over washrooms with a clinging shower curtain
- 3** Generous amount of headroom above washbasin, large mirror and practical wall shelf
- 4** Large washbasin cupboard for bathroom utensils

### XL flexi-washroom "1000"

(600 DB, 640 LE, 600 DB K, 640 LE K)

- 5** Space-saving, two-piece sliding door for extra-wide washroom access

### XL flexi-washroom "1000+ function changing room" (640 LE RB)

- 6** Room dividing door including swivelling element for separating the living area from the changing room



# SLEEPING – LENGTHWAYS SINGLE BED “200+”

Models: 640 LE, 640 LE K, 640 LE RB

1 first class – two rooms 640 LE RB | Cherry Classic world of style | “200+” lengthways single bed with large, side overhead storage cabinets



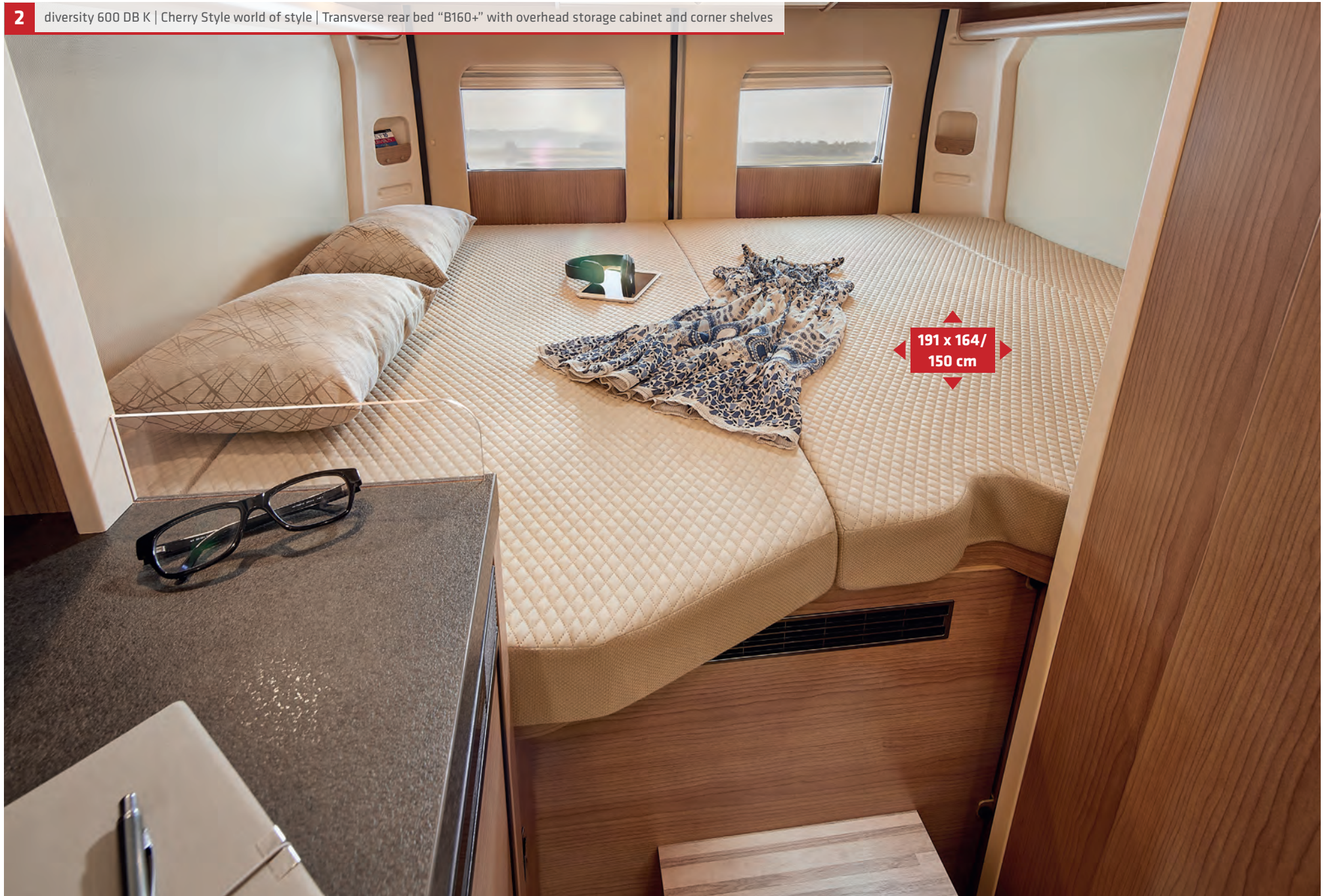
202 x 90 cm  
189 x 102 cm



# SLEEPING – TRANSVERSE REAR BED “B160+”

Models: 600 DB, 600 DB K


2 diversity 600 DB K | Cherry Style world of style | Transverse rear bed “B160+” with overhead storage cabinet and corner shelves





# SLEEPING – BED ACCESS, STORAGE SPACE, COMFORT

**3** Access steps with additional storage compartment | 640 LE, 640 LE K, 640 LE RB



**4** Storage cabinets and corner shelves in rear | 640 LE, 640 LE K, 640 LE RB



**5** Flexibly removable step tread | 600 DB, 600 DB K




**6** All-round overhead storage cabinets in rear | 600 DB, 600 DB K






7 Ventilated slatted frame and 7-zone cold foam mattress



8 Rear windows with headboards fitted in the rear windows



### The advantages of sleeping:

- 1 Lengthways single bed “200+” with sleeping length of more than 200 cm at passenger side (640 LE, 640 LE K, 640 LE RB)
- 2 Transverse rear bed “B160+” with extra-large sleeping area (600 DB, 600 DB K)
- 3 Convenient access to the bed via completely removable entrance steps with storage compartment (640 LE, 640 LE K, 640 LE RB)
- 4 Overhead storage cabinets and corner shelves at the driver and passenger sides with generous seat height (640 LE, 640 LE K, 640 LE RB)
- 5 Flexibly removal step tread for convenient bed access (600 DB, 600 DB K)
- 6 All-round overhead storage cabinets with open corner shelves (600 DB, 600 DB K)
- 7 Ventilated slatted frame and 7-zone cold foam mattress for excellent lying comfort
- 8 Headboards fitted at the rear windows
- 9 Roof and wall inner panelling with exclusive microfibre climate-enhancing covering
- 10 Optional: sleeping area extension with extra mattress between the lengthways single beds (640 LE, 640 LE K, 640 LE RB)



# MALIBU VAN

## COMPACT

### THE EVERYDAY COMPANION WITH COMPACT VEHICLE LENGTHS OF LESS THAN 6 METRES

Flexible all-rounder, particularly suitable for urban areas and ideal for use as a second vehicle. Maximum comfort with extra-short vehicle lengths thanks to well thought-out, compact room layout.

**Models 540 DB, 600 LE**

#### STANDARD EQUIPMENT:



Compact lounge seating area



Compact kitchen



84 l compressor fridge in galley kitchen



Space-saving compact washroom



Bed access height just 64 cm (540 DB)



Large linen cupboard / wardrobe

#### OPTIONS:



Two worlds of style



family-for-4 with hybrid pop-up roof

compact 600 LE | Exterior colour iron grey metallic









# LIVING

1

compact 540 DB | Cherry Style world of style | Palermo 21 world of living | Lounge seating area



4

Driver's cabin overhead cabinet with front locker door



2

Two designer shelves



3

Optional: 24" LED flat screen



5

Storage compartment in the double floor with hatch



## The advantages of living:

- 1 Lounge seating area for four persons with perfect integration of the rotating driver's cabin seats and living area table with swivel-out table top extension
- 2 Two designer shelves above the lounge seating area (unless LED flat screen option is chosen)
- 3 Optional: 24" LED flat screen above lounge seating area
- 4 Overhead storage cabinets above driver's cabin with front locker door in which the living area table can also be stored when travelling
- 5 Large storage compartment in double floor of lounge seating area with hatch and high quality hinges, quick and easy to access thanks to "One touch access"
- 6 Elegant entrance area with Malibu branding in chrome and indirect accent lighting
- 7 The ambient lighting can be switched on and off separately from the main lighting
- 8 Large Midi-Heki skylight above lounge seating area



# COMPACT KITCHEN

1 Fully equipped kitchen with large work surface, with integrated fridge



1 Flush work surface extension



2 Convenient access to fridge



3 Large storage drawer



4 Three spacious kitchen drawers



## The advantages of the compact kitchen:

- 1 Large work surface thanks to flush work surface extension and multifunctional sink cover
- 2 Convenient access to the powerful 84 l compressor fridge thanks to continuous, one-level floor as far as the open washroom without trip hazards
- 3 Large storage drawer for kitchen provisions
- 4 Three wide roller-mounted kitchen drawers with double locking, self and soft closing mechanism and integrated wooden cutlery insert
- 5 Two-ring gas cooker with electrical ignition and practical glass cover



# COMPACT WASHROOM

1 Toilet can be swivelled away



2 Folding washbasin – space-saving and practical



3 Completely separate shower



## The advantages of the compact washroom:

- 1 The swivelling toilet provides maximum comfort in a very small space
- 2 The practical, space-saving washbasin is simply swivelled out of the wall when it is needed
- 3 The shower is completely separable thanks to the sectional door, and keeps the surroundings reliably dry
- 3 A stable sectional door creates a domestic style shower with plenty of room in no time – unlike the shower curtains which are often used
- 4 All functions are available with just one manual operation



# SLEEPING



## The advantages of sleeping:

- 1 Transverse rear bed with large sleeping area and extra-low bed access of just 64 cm (540 DB)
- 2 Large linen cupboard and wardrobe above transverse rear bed (540 DB)
- 3 Lengthways single bed "200+" with sleeping length of more than 200 cm at the driver side and convenient bed access thanks to the removable entrance steps with storage compartment (600 LE)
- 4 Extra-large wardrobe beneath lengthways single bed at driver side, conveniently accessible from above and the front thanks to the lift function and the separate mattress section (600 LE)
- 5 Large linen cupboard with two separate storage compartments beneath the lengthways single bed at the passenger side, conveniently accessible from above via the flap mechanism and "One touch access" (600 LE)
- 6 All-round overhead storage cabinets with open corner shelves (540 DB)
- 7 Overhead storage cabinets and corner shelves at driver and passenger side (600 LE)
- 8 Ventilated slatted frame and 7-zone cold foam mattress
- 9 Headboards fitted at the rear windows



# MALIBU VAN

## FAMILY-FOR-4

### POP-UP ROOF WITH UNIQUE HYBRID CONSTRUCTION

Four fully-fledged sleeping berths with hybrid pop-up roof, consisting of highly stable sandwich and plastic design elements at the sides. "Protect" GRP roof covering for providing protection from hailstones and damage, with light weight of just 105 kg.

**Models 540 DB, 600 LE,  
600 DB K, 640 LE K, 640 LE RB**

#### STANDARD EQUIPMENT:



Hybrid pop-up roof



Sleeping roof sleeping dimensions 200 x 135 cm



Protection from hailstones thanks to "Protect" GRP roof covering



Best insulation in the class



Front roof spoiler (not GT skyview)



Lightweight pop-up roof: 105 kg

#### OPTIONS:



charming GT skyview / coupé



Premium window in washroom wall

family-for-4 GT skyview 640 LE K | Exterior colour iron grey metallic








1 Large access area



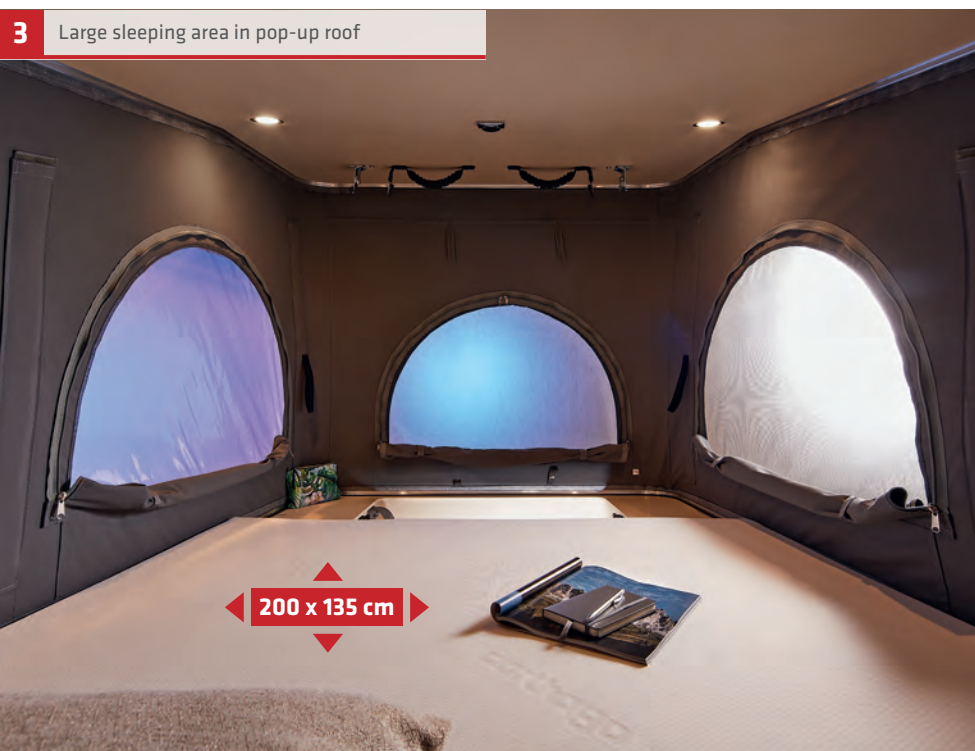
2 Stable access ladder



4 Premium window in washroom wall



5 Rainwater channel above sliding door as standard



3 Large sleeping area in pop-up roof

200 x 135 cm



### Advantages of the pop-up roof with unique hybrid construction:

- 1 Convenient and large access area with artificial leather edging
- 2 Stable ladder for convenient and safe access
- 3 Four fully-fledged sleeping berths thanks to large sleeping area in pop-up roof
- 4 Premium windows in washroom side wall for good ventilation (not compact models)
- 5 Rainwater channel above sliding door as standard
- 6 Also as coupé or GT skyview
- 7 Best insulation in the class: 30 mm sandwich construction (GFK/RTM hard foam/aluminium)
- 8 Light weight of just 105 kg
- 9 Extra-high pop-up angle for sufficient sitting height
- 10 Extra-easy opening and closing thanks to dual mechanism
- 11 Front roof spoiler as standard (not GT skyview)
- 12 Two spotlights inside the pop-up roof including light switch
- 13 GRP roof covering "Protect" to protect the pop-up roof from hailstones and external damage



# MORE VAN. MORE VALUE. MORE HOLIDAY.

A Malibu Van has unique characteristics and advantages which you will not find in any other van on the market. This added value which is typical of the brand can be felt and experienced every time on every tour that you make with your Malibu Van: with additional functionality, additional comfort, additional storage space and additional sense of well-being. That is our added value promise to you!

”  
My major passion is to develop ideas through to product maturity. The most important thing when doing this is for these ideas to always provide real customer benefit. [...] We want to have satisfied customers.

”  
Karl-Heinz Schuler,  
founder and owner of the Carthago Group







**Huge storage space  
with easy access**



**Motorhome  
technology in  
the Van class**



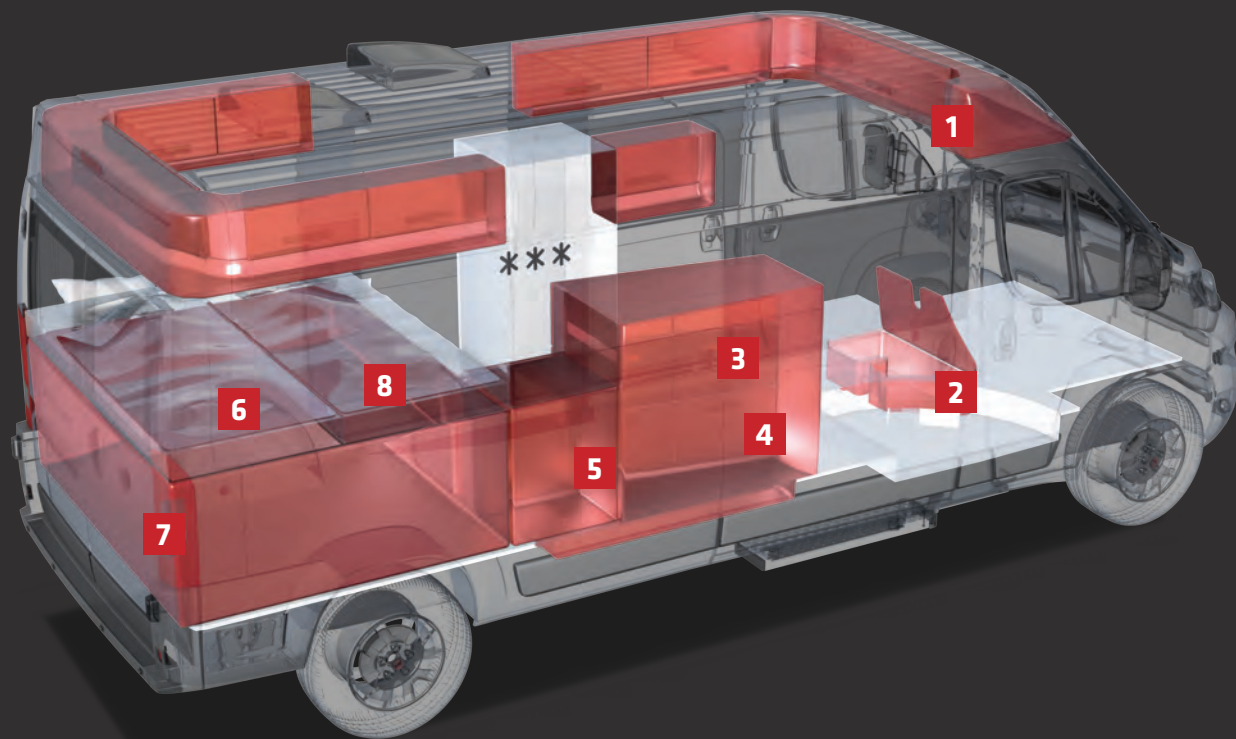
**Best travel comfort  
in the Van class**



**High quality furniture  
construction with double  
connection technology**



# HUGE AMOUNT OF STORAGE SPACE WITH CONVENIENT ACCESS





**6** Barrier-free rear storage compartment



**7** Removable double floor



**8** Removable step tread | 600 DB, 600 DB K



### Storage space highlights:

- 1 Overhead storage cabinet above driver's cabin with front locker door (except charming)
- 2 Large storage compartment in double floor of lounge seating area with hatch and high quality hinges, quick and easy to access thanks to "One touch access"
- 3 Large storage compartment in seat bench accessible from above without having to remove the upholstery thanks to "One touch access"
- 4 Large storage drawer at front of seat bench, opposite the kitchen
- 5 Illuminated wardrobe beneath the fridge, three internal drawers on the left and a separate wardrobe with interior height of 100 cm on the right (600 DB, 640 LE)
- 6 Accessible rear storage compartment thanks to beds which fold up at both sides
- 7 Optional: removable double floor in rear storage compartment on two levels
- 8 Through-loading storage compartment with continuous floor without technology channel thanks to completely removable step tread (600 DB, 600 DB K) or completely removable entrance steps (640 LE, 640 LE K, 640 LE RB)

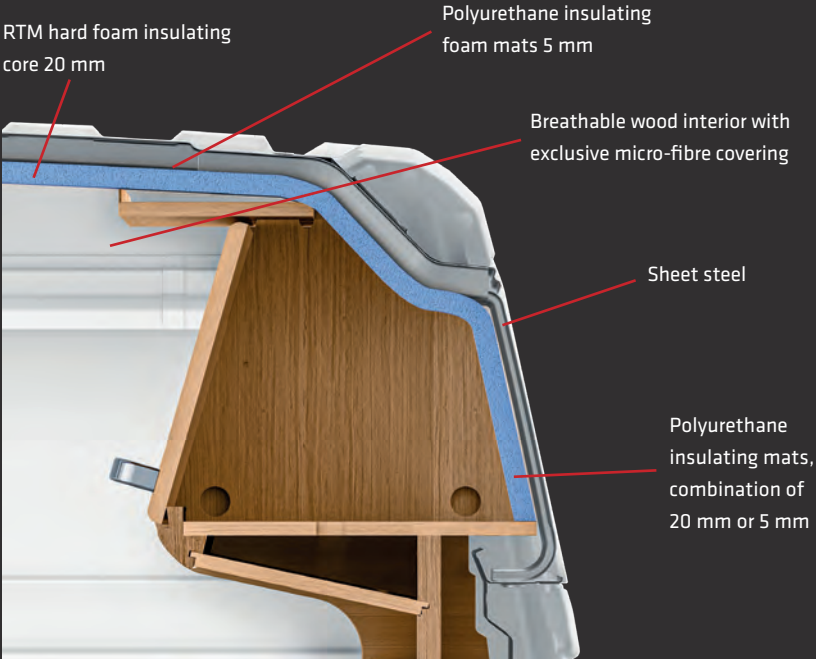
All details are model-dependent



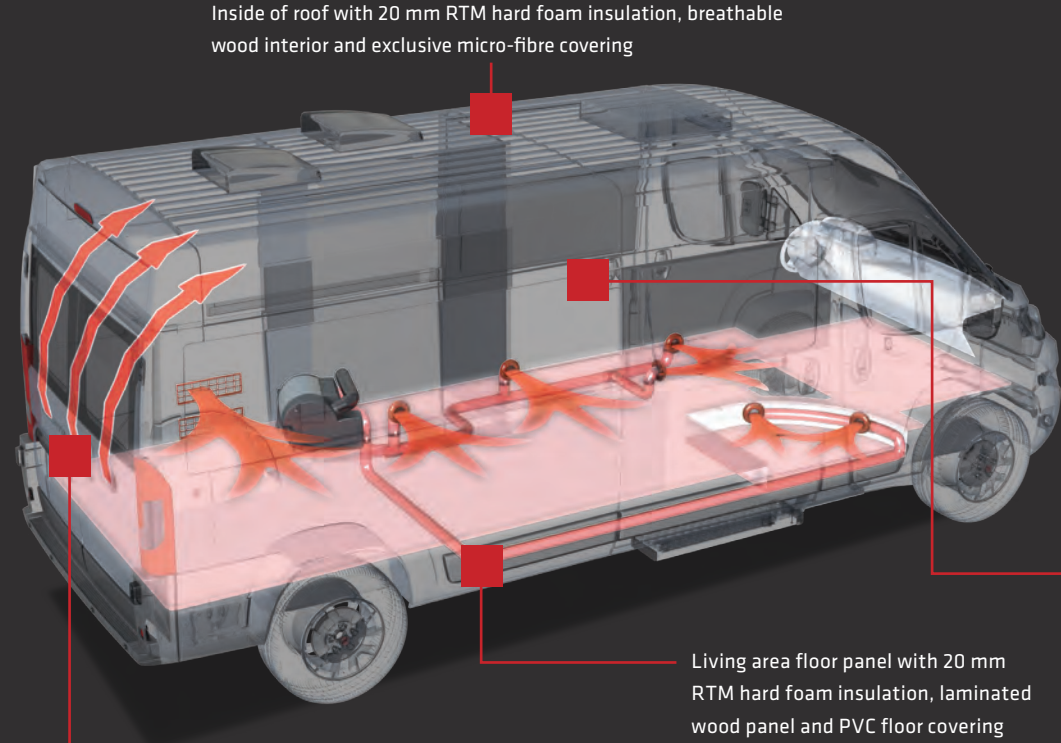
# MOTORHOME TECHNOLOGY IN THE VAN CLASS



Malibu premium windows with surrounding frames and double sealing system for protection from rain and splash water, additional break-in protection and less driving noise (not with rear windows and porthole windows)



Malibu Van: Elaborate main body insulation measures

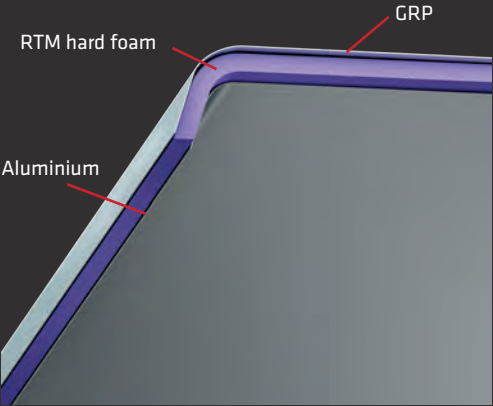


Inside of roof with 20 mm RTM hard foam insulation, breathable wood interior and exclusive micro-fibre covering

Rear wall / rear doors: Cold bridge-free, lined with 20 mm polyurethane insulating mats

Living area floor panel with 20 mm RTM hard foam insulation, laminated wood panel and PVC floor covering

Side walls and main body frame members: Cold bridge-free, lined with polyurethane insulating mats



Malibu Van hybrid pop-up roof with the best insulation concept in its class in sandwich construction with light weight



## PERFECTLY INSULATED

All Malibu vans are insulated on the inside of the roof and the living area floor panel with a 20 mm thick RTM hard foam core. The material provides lifetime insulation, since it is water repelling and therefore does not absorb moisture. The RTM hard foam has a high degree of heat insulating capability. It therefore provides protection from heat in summer temperatures, and insulates against the cold in winter. The side walls and main body frame members are also elaborately lined with polyurethane insulating mats in the Malibu Van in order to prevent cold bridges. It is therefore hardly surprising that the Malibu vans are among the best-insulated vans in their class.



### Highlights of motorhome technology in the Van class:

- 1 Elaborate main body insulating measures:  
Floor panel and ceiling panel with RTM hard foam insulation core. Protection from heat and cold, and road noise
- 2 Side walls and main body frame members lined with polyurethane insulating mats to prevent cold bridges
- 3 Micro-fibre climate-enhancing covering on interior walls and ceiling – for optimum insulation and avoiding creaking noises while driving
- 4 6-year leak-proof guarantee as standard <sup>1</sup>


1 Elaborate body insulation measures



2 Side walls and main body frame members lined to prevent cold bridges





3 Micro-fibre climate-enhancing covering





# BEST TRAVEL COMFORT IN THE VAN CLASS





**4** Space-saving, two-piece sliding door



**5** Mechanical closing aid



**6** Elaborate ambient lighting



### Highlights of the best travel comfort:


- 1** XL flexi-washroom "1000" with two sectional louvre doors for variable partitioning of the washroom, the toilet or the completely separate shower cabin
- 2** Large lounge seating area and unique feeling of spaciousness with the exclusive coupé and GT skyview models with extended interior height
- 3** The extra-long bed and sleeping lengths for maximum sleeping comfort, protection from impacts and cold at the top end of the beds, ventilated slatted frame and 7-zone cold foam mattress for excellent sleeping comfort
- 4** Space-saving, two-piece sliding door for extra-wide washroom access and living area passage without restrictions with washroom door open
- 5** Smooth and silent sliding door closing thanks to the mechanical self-closing mechanism
- 6** Elaborate ambient lighting with indirect accent lighting in entrance area and lounge seating area (ambient lighting controllable separately)

All details are model-dependent




# HIGH QUALITY FURNITURE CONSTRUCTION WITH DOUBLE CONNECTION TECHNOLOGY

1 Double connection technology



2 High quality, robust metal hinges



3 Fold-out extension to kitchen worktop




4 Roller-mounted kitchen drawers with self and soft closing mechanism






**5** Spacious overhead storage cabinets lined with micro-fibre covering



**6** Clear furniture shapes and modern design with bicolor look



**7** Two elegant designer shelves



### Highlights of the high-quality furniture design:

- 1 Double connection technology: The furniture is screwed together and also mortised – for maximum stability and longevity
- 2 High quality, robust metal hinges and fittings
- 3 Swing-out extension to kitchen worktop – flush, no height difference
- 4 High quality, roller-mounted kitchen drawers with self and soft closing mechanism
- 5 Spacious overhead storage cabinets lined with micro-fibre covering for reducing the noise level while driving
- 6 Clear furniture shapes and modern design with two-tone look
- 7 Two elegant designer shelves above the lounge seating area

All details are model-dependent



# WORLDS OF LIVING

## London (standard)

Fabric combination



## Paris (standard)

Quilted fabric combination



## Lisbon (standard)

Antara fabric combination



## Rome (standard)

Antara fabric combination



## Santorin (standard)

Antara fabric combination



## Ancona 21 (optional)

Textile leather/fabric combination




## Kairo (optional)

Textile leather/fabric combination \*



## Palermo 21 (optional)

Textile leather/fabric combination





### Athen (optional)

Antara fabric combination with micro-leather structure




### Ivory part leather (optional)

Leather fabric combination




### Ivory 21 leather (optional)




### Marone part leather (optional)

Leather fabric combination



### Macchiato 21 leather (optional)



**Optional:** Malibu world of sleeping & decoration set consisting of up to three decorative cushions (depending on model), a Jacquard house blanket with woven-in Malibu logo and a fitted sheet set to match the respective floor plan



#### Advantages of the Malibu world of living:

- Highly effective stain protection: fluids do not penetrate into the fabric. The majority of stains can be easily wiped off with a damp cloth
- Excellent anti-fade properties
- Hard-wearing and easy-care
- Washable curtains and decorative cushion covers
- Antibacterial mattress cover



# WORLDS OF STYLE


Cherry Style



Cherry Classic



Turin\*





# EXTERNAL COLOURS AND ALLOY WHEELS



white



aluminium grey metallic



expedition grey



artense grey metallic



iron grey metallic



black metallic



Optional: 16" alloy wheels for  
Fiat Ducato f35 light chassis



Optional: 16" alloy wheels for  
Fiat Ducato f40 heavy Chassis / f35  
light Chassis in conjunction with  
automatic transmission



Discover our Malibu Vans  
on our social media channels:



More information about Malibu can be found at  
[www.malibu-vans.com](http://www.malibu-vans.com)

© Malibu GmbH & Co. KG | Carthago Ring 1 | 88326 Aulendorf | Germany  
Tel. +49 (0)7525 / 9200-0

Changes may occur during the model year after the editorial deadline for this printed document in July 2021. The manufacturer reserves the right to make structural and design changes that become necessary, provided they are in the interest of technical progress and are reasonable for the customer, plus changes to equipment, differences in colour combinations or individual colour shades, material quality differences and changes to the scope of delivery on the part of the manufacturer. This also applies to colour differences on basic vehicles, insofar as they are a result of changes made by the basic vehicle manufacturer. Please consult your dealer for detailed advice concerning the status of the current product or series.

The information about the scope of delivery, appearance, performance, dimensions and weights of the vehicles (differences within the scope of the factory tolerances ( $\pm 5\%$  max.) are possible and permissible) corresponds to the state of knowledge at the time of going to print. Please note that some of the vehicles are depicted with special equipment for which an additional charge applies. In some cases they are shown with equipment features that do not correspond to the series production version and are also not available as special equipment. The decoration depicted in the catalogue is not a constituent of the scope of delivery. More technical information can be found in the price list.

Reprinting of this document, or even extracts thereof, is only permitted if written authorisation is obtained from Malibu GmbH & Co. KG beforehand. The information in this publication is compliant with the German StVO and StVZO (road traffic and road traffic licensing regulations). No liability accepted for errors and/or misprints.

<sup>1</sup> Please note the Malibu warranty conditions

Printed in Germany



**malibu**  
a company of carthago