

! BEST VAN IN CLASS

MALIBU VAN 2019



Price list
2019.1 EN

malibu
a company of carthago

Basic vehicle

- Fiat Ducato 33/35 light Chassis, high roof box-type van
- Engine: diesel 2.3 l Multi-Jet, 130 HP (96 kW), 4 cylinders, 320 Nm, Euro 6, 6-speed gearbox, front-wheel drive
- Driver's airbag
- Safety equipment ESP, ABS, ASR, electronic immobiliser, central locking via remote control, hill holder, Traction Plus, Hill Descent Control
- Cup holder (cup holder for 2 bottles) in driver's cabin
- Electric windows on driver and passenger sides
- Driver's cabin interior lighting
- Daytime running light integrated into the headlight
- Fuel tank 90 l

Main cabin

- Extended exterior decor "exclusive line" Malibu
- Extra wide, electrically operated entrance step with warning buzzer
- Entrance lighting/reading spotlight at passenger side in entrance area
- Quality window with insect screen roller blind, pleated blackout blind and stay: two windows in living area, two windows in rear area (rear doors), models 640 LE: additional window in the rear area of the passenger side
- Fully insulated floor panel, wall and ceiling insulation with water-repellent RTM hard foam and full-area main body insulation with Polyurethane mats

Driver's cabin

- Driver and passenger pilot seats with armrests with adjustable tilt at both sides, seats will rotate by 180° for integration in the lounge seating group
- Driver's cabin overhead storage cabinet with front flap
- Charming GT model variant: with panoramic skylight instead of driver's cabin overhead cabinet

Interior design

- Malibu Van: wild pear furniture decor
- Malibu Van Charming/Charming GT: furniture surface in Noble Cherry decor and light floor covering, kitchen front panels and kitchen overhead cabinet front panels in pearl white, ceiling canopy with indirect ambient lighting in LED lighting technology

Living area

- Double floor in the area of the lounge seating group with bilge storage compartment
- Driver's cabin seat can be completely integrated into the lounge seating group

- Living area seat upholstery with premium multi-layer foam core
- Living room table with lower table that can be swivelled to extend the table surface and optimum integration of all seats
- Multi-bonded, sturdy wood
- Double-connection technology: furniture parts bolted and mortised = durable connection and quiet operation without annoying furniture rattling noise while travelling (motorhome level), maximum stability
- Solid metal, household-quality holder rods, hinges and rails
- Extra-deep and extra-high wardrobe: clothes hanger depth, position beneath fridge (model 540, 600, LE: wardrobe / clothing cabinet integrated in overhead storage compartment)
- "Ergo" furniture doors with handles, easy to use and more securely closed during travel
- Large storage drawer – additional storage compartment access via seat bench cover with special fitting –without removing the upholstery (not models 540, 600 LE)
- Design switch elements for operating the lights
- Elaborate lighting system with LED light technology: several spots and LED strips for ideal illumination and for creating homely mood lighting
- Midi-Heki skylight above lounge seating group

Kitchen

- Worktop with sturdy surface with shale look and ABS front edge
- Spacious kitchen drawers, roller-mounted with self and soft close mechanism with household quality
- Absorber fridge (80 l) specially manufactured for Malibu for maximum self-sufficiency by means of flexible energy source selection (12V / 230V / gas, models 600 DB, 600 DSB 4, 640 LE)
- 90 litre compressor fridge in the kitchen (models 540 & 600 LE), additional battery option recommended
- 2-burner gas hob with glass cover for additional surface space, stainless steel version with glass surface and electric igniter
- Stainless steel sink integrated flush into the work surface
- Hinges and rails made of solid metal, household quality
- High design water fittings, high-quality ceramic seal

Bathroom

3-in-1 flexi-bathroom (models 600 DB, 600 DSB 4, 640 LE)

- Biggest washroom in its class: the room size is increased for washing and showering by swivelling the toilet away
- Shower room which can be partitioned off completely using a linked door and a pivoting element
- Chrome shower head
- Single mixer tap with high-quality ceramic sealing
- Mini Heki skylight

Compact bathroom (models 540, 600 LE)

- On-level floor with level transition, open linked shower door creates additional room for movement
- Flexible washroom: the toilet that can swivelled away and the swivel-out washbasin increase the amount of space for washing, showering or toilet use
- When the linked shower door is open, there is additional room for movement in front of the kitchen area
- Mini Heki skylight

Sleeping









- Rear beds with extra-spacious lying area: two-part heated and ventilated slatted frame
- Adjustable rear beds for using the rear storage compartment
- Additional storage compartments under the rear beds
- Rear area equipped with 4 all-round overhead storage cabinets including front flaps (not model 600 DSB 4)
- Easy access to the rear bed via the wide access steps (model 600 DB: extendible, model 640 LE: can be removed flexibly when using the rear area as a storage compartment, models 540, 600 LE, 600 DB low-bed, 600 DSB 4: no steps, since narrow entry)
- Additional shelf beneath the overhead storage cabinets at the driver and passenger sides
- Mini Heki skylight above rear bed

Technology

- Water drain cocks protected from frost and in an easily accessible location
- Water supply via immersion pump system
- Gas box easily accessible via the rear door, models 600 DB, 640 LE: 2 x 11 kg, models 540, 600 LE, 600 DB low-bed, 600 DSB 4: 2 x 5 kg
- Gas taps easily accessible in kitchen area
- Electrics centre easily accessible beneath the driver's seat
- Exterior 230 V electric feed via exterior socket
- 16 A automatic charger, electronic regulation, automatic switch off when voltage too low, includes starter battery charging function
- 80 Ah Gel main cabin battery
- Multi-function panel, easy to operate, above the entrance door
- Several LED spotlights in the entire living area
- High-performance heating Truma Combi 4

Malibu Van

Technical data

	Malibu Van – Compact models		Malibu Van – Comfort models				Malibu Van Charming – Exclusive models	
								
	540	600 LE	600 DB	600 DB low-bed	600 DSB 4	640 LE	600 DB Charming	640 LE Charming
Basic vehicle	Fiat Ducato 33 light	Fiat Ducato 33 light	Fiat Ducato 33 light	Fiat Ducato 33 light	Fiat Ducato 33 light	Fiat Ducato 35 light	Fiat Ducato 33 light	Fiat Ducato 35 light
Basic motorisation	Diesel 2.3 l (130 PS/96 kW)	Diesel 2.3 l (130 PS/96 kW)	Diesel 2.3 l (130 PS/96 kW)	Diesel 2.3 l (130 PS/96 kW)	Diesel 2.3 l (130 PS/96 kW)	Diesel 2.3 l (130 PS/96 kW)	Diesel 2.3 l (130 PS/96 kW)	Diesel 2.3 l (130 PS/96 kW)
Length/Width/Height (in mm) ¹⁾²⁾³⁾	5410/2050/2590	5998/2050/2590	5998/2050/2590	5998/2050/2590	5998/2050/2590	6358/2050/2590	5998/2050/2590	6358/2050/2590
Wheelbase (in mm)	3450	4035	4035	4035	4035	4035	4035	4035
Standing height in living area (in mm)	1900	1900	1900	1900	1900	1900	1900	1900
Tech. permissible gross vehicle weight (in kg) ⁶⁾	3,300	3,300	3,300	3,300	3,300	3,500	3,300	3,500
Weight in drivable condition (kg) ^{6) 7) 9)}	2,615	2,705	2,735	2,735	2,755	2,755	2,740	2,760
Unladen weight in finished factory condition (in kg)	2,430	2,520	2,550	2,550	2,570	2,570	2,555	2,575
Max. towed load (in kg) ¹⁰⁾	2,500	2,500	2,500	2,500	2,500	2,500	2,500	2,500
Maximum number of seats with three-point safety belt while driving ⁵⁾	4	4	4	4	4	4	4	4
Rear bed dimensions (in mm)	1930 x 1370 / 1260	1960 x 1020 / 1850 x 900	1930 x 1580 / 1430	1930 x 1580 / 1400	1930 x 1580 / 1400 / 1830 x 1320	1960 x 900 / 1830 x 1020	1930 x 1580 / 1430	1960 x 900 / 1830 x 1020
Seating group bed conversion dimensions (in mm)	-	-	1650 x 1145	1650 x 1145	1650 x 1145	1650 x 1145	1650 x 1145	1650 x 1145
Bed access height (in mm)	640	640	900	640	640/1380	900	900	900
Fridge volume/of which freezer compartment (in l)	90/10	90/10	80/5	80/5	80/5	80/5	80/5	80/5
Heating system	Truma Combi 4	Truma Combi 4	Truma Combi 4	Truma Combi 4	Truma Combi 4	Truma Combi 4	Truma Combi 4	Truma Combi 4
Fresh water volume (in l)	80	80	100	80	80	100	100	100
Waste water tank volume (in l)	92	92	92	92	92	92	92	92
Battery capacity (in Ah Gel)	80	80	80	80	80	80	80	80
230 V/12 V/USB sockets	2/1/1 (SA)	2/1/1 (SA)	2/1/1 (SA)	2/1/1 (SA)	2/1/1 (SA)	2/1/1 (SA)	2/1/1 (SA)	2/1/1 (SA)
Article no.	160540	160650	160600	160620	160610	160630	160601	160631

Malibu Van Charming GT – the new van class



	600 DB	640 LE
Basic vehicle	Fiat Ducato 33 light	Fiat Ducato 35 light
Basic motorisation	Diesel 2.3 l (130 PS/96 kW)	Diesel 2.3 l (130 PS/96 kW)
Length/Width/Height (in mm) ^{1) 2) 3)}	5998/2050/2590	6358/2050/2590
Wheelbase (in mm)	4035	4035
Standing height in living area (in mm)	1900	1900
Tech. permissible gross vehicle weight (in kg) ⁶⁾	3,300	3,500
Weight in drivable condition (kg) ^{6) 7) 9)}	2,740	2,760
Unladen weight in finished factory condition (in kg)	2,555	2,575
Max. towed load (in kg) ¹⁰⁾	2,500	2,500
Maximum number of seats with three-point safety belt while driving ⁵⁾	4	4
Rear bed dimensions (in mm)	1930 x 1580 / 1430	1960 x 900/1830 x 1020
Seating group bed conversion dimensions (in mm)	1650 x 1145	1650 x 1145
Bed access height (in mm)	900	900
Fridge volume/of which freezer compartment (in l)	80/5	80/5
Heating system	Truma Combi 4	Truma Combi 4
Fresh water volume (in l)	100	100
Waste water tank volume (in l)	92	92
Battery capacity (in Ah Gel)	80	80
230 V/12 V/USB sockets	2/1/1 (SA)	2/1/1 (SA)
Article no.	160661	160671

Malibu Van Charming GT

- With real motorhome comfort due to unique space and ride feeling thanks to large panoramic skylight from driver's cab to lounge seating group
- Open driver's cabin area with continuous, side overhead storage cabinet for additional headroom and freedom of movement instead of driver's cabin overhead cabinet
- Charming World of Style with Noble Cherry furniture decor, light floor covering, ceiling canopy with indirect ambient lighting with LED lighting technology



Article no.		kg	£
212102	Chassis package	63	2,385
	Your savings		2,390
	120 litre fuel tank		130
	Driver's cabin air conditioning system, manual		1,240
	Passenger airbag for standard driver airbag		315
	Cruise control		270
	Dashboard finish: ventilation grille in silver		195
	Electrically adjustable and heated outer mirror		240
	Driver's cabin blackout system at windscreen and side windows		550
	Passenger seat with height adjusting facility (standard driver's seat)		110
	Driver's cabin seat covers in same fabric as living area		500
	Insect screen behind sliding door		500
	Parking aid with rear sensors		280
	Radio wiring with roof antenna and DAB+, speakers in driver's cabin (2x) and lounge seating group (2x), DVB-T2 reception		445
	Overall price of individual options		4,775
212103	SURCHARGE Driver's cabin automatic air conditioning		395

212104	Main cabin package	10	1,020
	Your savings		515
	Truma Combi 6 instead of Truma Combi 4		170
	Truma CP Plus digital control panel		75
	Ceiling lining with microfibre climate-enhancing covering		240
	Waste water tank surrounded by and insulated in a housing		215
	Lashing system in luggage compartment		110
	LED ambient lighting in living area		300
	Kitchen centre upgrade: front panels in mother-of-pearl white, work surface extension, split sink cover with cutting board and wall holder ⁴⁾		170
	Rear bed mattresses with 7-zone quality		255
	Overall price of individual options		1,535
210391	SURCHARGE Truma Combi 6E (gas / electric operation)	2	340
210370	SURCHARGE Truma Combi 6 D+E (diesel / electric operation)	2	795

211108	Winter Package	17	1,195
	Your savings		130
	Insulating mats for windscreen and side windows in driver's cabin		165
	Insulating mats for rear door		215
	Additional heating of the waste water tank and waste water pipes		645
	Removable carpet in the living area and driver's cabin		300
	Overall price of individual options		1,325

211109	Style package *	5	590
	Your savings		195
	Leather steering wheel and gear knob		240
	16" steel wheels including Malibu wheel trim		210
	Radiator grille in high-gloss black		80
	Painted bumper		255
	Overall price of individual options		785
211119	SURCHARGE 16 Inch aluminium wheels	-8	335

* only with exterior colour white, metallic and chassis variant 35 light, not with special colour new batic orange

Malibu Van

Special equipment

Article No.		not in conjunction with option	£ incl. 20 % VAT	Added weight kg	540	600 LE	600 DB	600 DB low-bed	600 DSB 4	640 LE	600 DB Charming	640 LE Charming	600 DB	640 LE
											Charming	Charming GT		
Fiat Ducato chassis														
310180	Fiat Ducato version f35 instead of 33, 3,500 kg permissible gross weight		430	-	○	○	○	○	○	X	○	X	○	X
310181	Fiat Ducato version f40 instead of 33, 4,000 kg permissible gross weight ⁵⁾		855	40	○	○	○	○	○	-	○	-	○	-
310182	Fiat Ducato version f40 instead of 35, 4,000 kg permissible gross weight ⁵⁾		430	40	-	-	-	-	-	○	-	○	-	○
310201	Engine version 150 HP (109 kW), Euro 6, 2.3 litre capacity, 4-cylinder, 380 Nm		1.525	-	○	○	○	○	○	○	○	○	○	○
310221	Engine version 177 HP (130 kW), Euro 6, 2.3 l capacity, 4 cylinders, 400 Nm		3.755	-	○	○	○	○	○	○	○	○	○	○
310400	6-speed automatic manual gearbox		1.850	25	○	○	○	○	○	○	○	○	○	○
310630	Leather steering wheel and gear knob		240	-	●	●	●	●	●	●	●	●	●	●
310632	Multi-function steering wheel: radio remote control via control buttons on steering wheel (only in combination with radio or media centre)		170	-	○	○	○	○	○	○	○	○	○	○
310675	LED daytime driving light instead of the standard daytime driving light		265	-	○	○	○	○	○	○	○	○	○	○
310670	Fog light		155	2	○	○	○	○	○	○	○	○	○	○
310685	Removable trailer coupling ³⁾		850	32	○	○	○	○	○	○	○	○	○	○
310690	Mud flaps, front and rear		115	4	○	○	○	○	○	○	○	○	○	○
310800	Webasto auxiliary heater with engine pre-heating function		1.705	6	○	○	○	○	○	○	○	○	○	○
330326	16 inch steel rims Fiat for f35 light chassis, including Malibu wheel trims ⁵⁾		210	4	●	●	●	●	●	●	●	●	●	●
330330	16 inch alloy rims Fiat for f35 light chassis		680	-8	○	○	○	○	○	○	○	○	○	○
330340	16 inch alloy rims Fiat for f40 heavy chassis		505	-10	○	○	○	○	○	○	○	○	○	○
310305	Double leaf spring rear axle with f33 or f35 light chassis		215	17	-	-	○	○	○	○	○	○	○	○
Main cabin exterior														
4102..	Series production painting: exterior colour white (33), Tizian red (24), blueline (27), imperial blue (28)		Standard	-	X	X	X	X	X	X	X	X	X	X
4102..	Metallic painting: exterior colour black (25), aluminium grey (23), iron grey (26), golden white (29), profundo red (31), lago blue (22)		510	3	○	○	○	○	○	○	○	○	○	○
410234	Metallic painting: exterior colour new batic orange ⁶⁾		645	3	○	○	○	○	○	○	○	○	○	○
410215	Bumper painted (only in combination with metallic painting or exterior colour white)		255	-	●	●	●	●	●	●	●	●	●	●
410216	Bumper painted for exterior colour new batic orange		340	-	○	○	○	○	○	○	○	○	○	○
410400	Hinged window at passenger side in rear bed area		225	5	-	○	○	-	-	X	○	X	○	X
410410	Porthole window in rear area, 2 each at driver side and passenger side (passenger side, for opening)		420	12	-	-	○	-	-	○	○	○	○	○
410510	Insulation mat for the rear doors		165	8	●	●	●	●	●	●	●	●	●	●
410515	Insulating mat for windscreen and side windows in driver's cabin		215	10	●	●	●	●	●	●	●	●	●	●
410522	Awning, length 325 cm, anthracite aluminium housing		850	25	○	-	-	-	-	-	-	-	-	-
410525	Awning, length 370 cm, anthracite aluminium housing		910	30	-	○	○	○	○	-	○	-	○	-
410535	Awning, length 400 cm, anthracite aluminium housing		935	35	-	-	-	-	-	○	-	○	-	○
410915	Bicycle carrier for two bicycles		365	8	○	○	○	○	○	○	○	○	○	○

○ = special equipment X = standard equipment
 - = not possible ● = included in package

Article No.		not in conjunction with option	£ incl. 20 % VAT	Added weight kg	540	600 LE	600 DB	600 DB low-bed	600 DSB 4	640 LE	600 DB Charming	640 LE Charming	600 DB	640 LE
											Charming		GT	
Electrical system														
510270	USB/230 V socket package: USB socket on underside of rear bed overhead storage compartment and in storage compartment beneath rear bed		130	3	○	○	○	○	○	○	○	○	○	○
510251	Extra socket: 230 V in seat bench		80	0,5	○	○	○	○	○	○	○	○	○	○
510010	Additional on-board battery 80 Ah gel, installation location beneath passenger seat, recommended with models 540, 600 LE and compressor fridge and diesel heating functions		340	20	○	○	○	○	○	○	○	○	○	○
510150	Wiring for solar		170	2	○	○	○	○	○	○	○	○	○	○
Gas / water / heating														
610355	Extra heating of the waste water tank and waste water pipes		645	2	●	●	●	●	●	●	●	●	●	●
610021	Gas filter for Truma Duo Control CS with crash sensor/de-icing function (only in combination with Truma Duo Control CS)		230	1	○	○	○	○	○	○	○	○	○	○
650125	Truma Duo Control CS with crash sensor, automatic changeover and de-icing function		270	5	○	○	○	○	○	○	○	○	○	○
650145	Truma Combi 6 E (gas/electric operation)		505	2	○	○	○	○	○	○	○	○	○	○
650136	Truma Combi 6 D+E (diesel / electric operation), additional battery recommended		1.070	2	○	○	○	○	○	○	○	○	○	○
Kitchen / Appliances														
550076	90-litre compressor fridge (instead of 80-litre absorber fridge), additional battery recommended		215	7	X	X	○	○	○	○	○	○	○	○
Radio / Multimedia / TV / Sat														
710051	Radio/DVD Double DIN with DAB+, Bluetooth, USB, Music Connect with touch screen in driver's cabin (with reversing camera option with reversing camera monitor function)		480	3	○	○	○	○	○	○	○	○	○	○
710085	Driver's cabin media centre with DAB+, navigation function and motorhome route guidance		1.155	12	○	○	○	○	○	○	○	○	○	○
710240	Wiring for reversing camera (for single lens camera)		255	2	○	○	○	○	○	○	○	○	○	○
710230	Reversing camera single lens (only in combination with radio or media centre)		815	3	○	○	○	○	○	○	○	○	○	○
710150	Wiring for satellite system		130	2	○	○	○	○	○	○	○	○	○	○
750031	Teleco Flatsat 65 satellite system		2.260	25	○	○	○	○	○	○	○	○	○	○
710521	22" LED flat screen with TV holder above lounge seating group at bathroom wall		1.020	9	○	○	○	○	○	○	○	○	○	○
Interior/Worlds of living/Worlds of sleeping														
810028	Cherry Shining World of Style		0	-	○	○	○	○	-	○	-	-	-	-
810690	Conversion kit for converting seating group to sleeping location with additional upholstery		255	5	-	-	○	○	○	○	○	○	○	○
810710	Additional attachment strip for the table in the outdoor area, assembly on the back of the kitchen		85	-	○	○	○	○	○	○	○	○	○	○
810110	Removable carpet in the driver's cabin and living area		300	10	●	●	●	●	●	●	●	●	●	●
610530	Safe		375	10	-	-	○	○	○	○	○	○	○	○

○ = special equipment X = standard equipment
 - = not possible ● = included in package

Article No.		not in conjunction with option	£ incl. 20 % VAT	Added weight kg	classic	cherry shining	Charming	Charming GT
Living area fabrics/Worlds of Living								
850040	Venezia – Antara / fabric combination		Standard	-	X	–	–	–
850060	Barcelona – Antara / fabric combination		Standard	-	X	X	X	X
850100	Toulouse – Antara / fabric combination		Standard	-	X	X	X	X
850420	Lyon – textile leather/fabric combination		Standard	-	–	X	X	X
850146	Ancona – textile leather fabric combination		310	2	O	–	–	–
850030	Malaga – textile leather fabric combination		310	2	O	–	–	–
850400	Palermo – textile leather/fabric combination		310	2	–	O	O	O
850410	Bordeaux – textile leather fabric combination		310	2	–	O	O	O
850185	Macchiato part leather – leather / fabric combination		1,105	5	O	O	O	O
850190	Savannah part leather – leather / fabric combination		1,105	5	O	–	–	–
850225	Cream part leather – leather / fabric combination		1,105	5	O	–	–	–
850250	Cream leather		1,705	7	O	–	–	–
850290	Sand leather		1,705	7	O	O	O	O
850295	Macchiato leather		1,705	7	O	O	O	O
850264	Bicolour leather Stone		1,705	7	O	O	O	O
850502	Malibu world of sleep & deco-set consisting of: one or three decorative cushions (depending on floor plan), a Jacquard house blanket with woven-in Malibu logo and a fitted sheet set to match the respective floor plan		300		O	O	O	O

¹⁾ Media centre with touch screen, DVD drive, 2 USB ports, hands-free phone system via Bluetooth / monitor function for optional reversing camera

²⁾ Top Line SL television with receiver and DVB-T2 tuner

³⁾ Cost of retrofitting significantly higher

⁴⁾ Models 540, 600 LE: without wall holder

⁵⁾ With versions f40 including 16" steel rims

O = special equipment X = standard equipment

– = not possible ● = included in package

www.malibu-carthago.com

Notes to the details in this price list: since the compilation of this catalogue in July 2018, changes may have been made to products. Construction and design changes, differences in shade, as well as changes in the scope of supply on the part of the manufacturer remain subject to change during the delivery period. Differences in colour may be related to printing technicalities. Please note that the vehicles in the catalogue are sometimes pictured with special equipment that are subject to extra costs. This price list replaces all previous ones and is valid for orders from 01/08/2018.