

# Premium class **Integrated** **2019**

**Price list 19.1 EN**



**c-compactline** „Super-Lightweight”

**c-tourer** „Lightweight”

**chic c-line**

**chic e-line**

**chic s-plus**

**liner for two**

**carthago**<sup>®</sup>

Das Reisemobil.

# Table of Contents

---

## LIGHTWEIGHT PREMIUM CLASS



<b>c-compactline Super lightweight</b>	<b>4</b>
The lightest motorhome of the integrated 3.5 t Premium Class, suitable for remote areas thanks to the 15 cm narrower exterior width and compact vehicle length	
Standard equipment	4
Prices and technical data	7
Equipment packages	8
Special equipment	9

---

## COMFORT LIGHTWEIGHT PREMIUM CLASS



<b>c-tourer Lightweight</b>	<b>12</b>
The all-rounder – also with practical models for the 3.5 t weight class	
Standard equipment	12
Prices and technical data	15
Equipment packages	17
Special equipment	18

## LINER PREMIUM CLASS



### **chic c-line / chic c-line XL 22**

The fascination of the Carthago Liner class:  
elegance, comfort and extravagance

Standard equipment	22
Prices and technical data	25
Equipment packages	29
Special equipment	31



### **chic c-line / chic c-line XL 38**

The jewel in the crown of the Carthago Liner class:  
more comfort, more self-sufficiency, more independence  
(Fiat Ducato AL-KO 2-axle up to 4.8 t/3-axle up to 5.4 t)

Standard equipment	38
Prices and technical data	41
Equipment packages	44
Special equipment	46



### **chic s-plus / chic s-plus XL 54**

The jewel in the crown of the Carthago Liner class:  
more comfort, more self-sufficiency, more independence  
(Iveco Daily 50C / 65C up to 6.7 t)

Standard equipment	54
Prices and technical data	57
Equipment packages	59
Special equipment	61



### **liner for two 66**

Rear lounge seating group with electronically extendible  
TV lounge, raised kitchen worktop in the shape of a vertical  
wave for visual room partitioning, unique 4-room concept  
(Fiat Ducato AL-KO 2-axle/3-axle and Iveco Daily 50C/65C)

Standard equipment	66
Prices and technical data	69
Equipment packages	70
Special equipment	72

### **Footnotes 75**

### **General notes 75**

### **Hints and additional equipment information 76**



## c-compactline I

**The lightest motorhome in the integrated 3.5 t premium class:** suitable for remote areas thanks to the exterior width, which is 15 cm narrower, and the compact vehicle length

3.5t

### The lightest motorhome in the integrated 3.5 t premium class:

- Ready to drive from 2,795 kg
- High, practically-orientated payload, even in the 3.5 t weight class



### Double floor basement with huge, heated storage space:

- Usable height up to 55.5 cm
- Exterior access via several large hatches\*, convenient access from the inside via the L-shaped seat bench cover of the L-shaped lounge seating group and via the swing-up side seat bench and the large living area floor hatch
- Large, central through-loading space (interior height 22 cm) with deeply lowered storage cellar (usable height 46 cm), easy to load via the entrance door via large, adjustable living area floor hatches
- Entire double floor heated with climate storage function

\* Models 144 LE/QB, driver's side only

FIAT  
AL-KO

### AL-KO low frame "special light":

- Permissible gross vehicle weight 3.5 t to 4.25 t



### Carthago body concept for Liner premium class:

- Highly stable chassis connection via frame members (roof-wall/floor-wall)
- Entirely wood-free construction with water-repellent RTM hard foam and insulating core
- Aluminium interior wall and as lightning strike protection
- Climate-regulating wall covering (textile covering)

## Basic vehicle

### Fiat Ducato with AL-KO low frame

- Engine: Diesel 2.3 l Multi-Jet, 130 HP (96 kW), 4 cylinders, 320 Nm, £o 6, 6-speed gearbox, front-wheel drive
- Driver & passenger airbag, ABS, electric immobiliser, ESP, ASR, hill holder, Hill Descent Control (HDC), Traction Plus
- Glove box in driver's cabin between driver and passenger
- LED daytime driving light
- Mud flaps on the front and rear axle
- Fuel tank 90 l

## Main cabin

### Bodywork concept of the Liner premium class

- Completely wood-free body shell
- Roof outer shell GRP: Hail protection, floor panel with GRP at top and bottom: moisture and stone chipping protection, rot resistant
- Roof/wall connection via curved roof and frame member, increases rigidity of body
- Side walls/rear wall: aluminium on outside and inside (heat storage effect: 1,000 times higher conductivity than wood), RTM hard foam insulating core in roof, floor and side walls (no moisture absorption possible)
- Thermal bridge-free and highly stable chassis connection via shape-fitting bonded aluminium frame members with additional cold-stop
- Side roof rack system, easy accessory attachment and rain deflection
- roof surface can be walked on
- Total wall and roof thickness, 38 mm
- Carthago lighting protection tested: Faraday cage by means of aluminium chassis interior and additional lightning protection measures
- 10-year leak-free guarantee
- Exterior hatches made from the original side wall material "Carthago Isoplus" for uninterrupted insulation
- Double hatch seal: internal/external (external seal as protection against splashed water)
- Fuel tank lid flush-mounted into the side wall (car standard)
- Segmented side skirts made from aluminium extruded profiles, powder coated (easy to repair)
- 4-part rear frame with separate rear bumper (easy to repair)
- Carthago rear lights in modern design with Carthago "C" branding as LED lamp unit
- Seitz S4 main cabin window, cold thermal bridge-free double frame with insulated glazing, insect screen blind, pleated blackout blind and window stay
- Main cabin door "premium one", with door limiter and door window
- Exterior LED light above cabin door with integrated rain deflector
- Electrically extendible entrance step, additional operation via driver's cabin and warning buzzer
- Cabin door entrance lowered in insulated double floor heated to prevent cold coming in
- Carpet in entrance area
- Carthago entry lighting in the entrance area
- Safety key system for all cabin doors and hatches

## Carthago driver's cabin

- Driver's cabin visibility concept with dashboard lowered towards the front with view of road surface at 2.77 m for active driving
- Front pleated windscreen blind with honeycomb structure for best possible insulation, vertical operation (sun blind, privacy and light blocking with protection from heat and cold)
- "Bestview" bus mirror system with large main and wide angle for perfect all-round visibility, electrically adjustable
- Single level transition from the living area to driver's cabin
- Front mask in high-quality, GRP structure with double-shell insulation, some attachments can be individually replaced
- Comfort seats for driver and passenger, Aguti "Milan" with integrated seat belt, rotatable, upholstered in same fabric as living area, upholstered on both sides with adjustable armrests
- Dashboard with integrated cup holders on driver and passenger sides
- Leather-covered bottom panelling for fold-down bed with framed sun visors, LED spotlights and storage compartments with front flap



- Driver's cabin door with security double locking, electrically adjustable windows and additional rain gutter
- Low and thus comfortable door entrance
- Pleated blackout blind behind side windows (can be operated from the side)
- Large sideboard with practical storage compartment at drivers side
- LED ambient lighting in the driver's cabin
- Engine compartment noise insulation with extra "Silence" noise insulation package
- Driver's cabin access with practical shelf and entrance lighting
- 230 V/12 V/USB sockets in driver's cabin/front seating group area

### Double floor basement with huge, heated storage space

#### Functions:

- On board technology mount, storage space and climate storage, underfloor heating, integrated for driving stability
- Stepless, continuous floor in living area
- Underfloor heating effect: heat is stored in the insulated double floor and radiates from below into the entire living area floor
- Double floor basement with massive, heated storage compartment, usable height up to 55.5 cm, exterior access via several large hatches, convenient access from the inside via the L-shaped lounge seating group L-shaped seat bench cover and via the swing-up side seat bench as well as the large living area floor hatch, large central through-loading space (interior height 22 cm) with extra-low basement storage compartment (usable height 46 cm), easy to load through the entrance door via the large living area floor hatch
- Integrated central water drain in large basement storage compartment can be operated from inside and outside
- LED lighting of double floor storage compartment

### Scooter garage

- Large scooter garage, extra low for more interior height
- Convenient loading through the low loading edge
- Lowering via shape-fitting, bonded aluminium frame member, can be loaded up to 350 kg
- Access via the large garage door at the drivers side and the additional door at the passengers side
- Garage floor: original floor panel with GRP on outside and inside, garage floor with anti-slip coating
- Garage insulated all round and heated – frostproof
- Lashing system for securing luggage using stable frame members incl. 8 lashing eyes
- 230 V socket

### Interior design

- epic Bicolour World of Style: furniture finish with modern Bicolour look made from bright ash tree and high gloss ivory fronts with chrome applications

### Living area

- "Smartline" furniture - adapted to the narrower vehicle width - with overhead storage compartment element in the shape of a vertical wave for the maximum living comfort and additional freedom of movement, epic Bicolour World of Style
- Continuous living area standing height 1.98 m
- L-shaped lounge seating group in driver's cabin/living area with side seat bench (model 141 LE with pull-out side seat), with two 3-point seat belts, room for up to 5 persons
- Large living area table, slides in 2 directions and rotates by 180° (using foot pedal)
- Shoe compartment beneath the fridge, also accessible from the entrance area (models 144 LE/QB)
- Living room seat padding with multilayer premium foam core and back support function
- L-shaped seat bench cover with access to double floor storage space with patented fitting, easy to open without removing upholstery
- Durafix double connection technology: furniture parts bolted and mortised for a durable connection, top stability and permanent quietness

- without annoying rattling furniture noise during travel
- Solid metal, household-quality holder rods, hinges and rails
- Door closer with soft cushioning prevents noises being caused while travelling
- Curtain system can be completely removed for cleaning, additional decorative hangings matching living area upholstery
- Interior of walls and roof with textile climate-regulating wall covering for an exclusive living area ambience and for regulating the living area climate

### Kitchen

- Kitchen worktop surface in scratch-resistant shale decor
- Work surface lit from underneath with LED light strip
- Kitchen unit with integrated waste bin, cutlery pull-outs on left and right sides
- "Easy glide" drawers on rollers, self-closing with anti-slam
- "Professional Gourmet" 3-ring hob with split glass cover (model 141 LE: one piece) for additional surface space and stainless steel base (models 144 LE/QB: With robust cast iron grate and easy-clean glass surface)
- Stainless steel round sink flush mounted in the worktop, with split and multifunctional sink cover (flush work surface, cutting board or additional storage area)
- Practical wall holder for sink cover as additional work surface/cutting board
- High water fitting with metal tap and high-quality ceramic seal
- Pull-out coffee machine in overhead storage compartment above kitchen
- Slimtower with 145 l capacity with separate freezer compartment, automatic energy source finder 12 V / 230 V / gas operation

### Bathroom

#### Changing room & room partitioning

- Changing area with lockable room dividing door from living area (not model 138 DB)
- Changing area with separate sliding door for partitioning room off from living area (models 144 LE/QB)

#### Combined bathroom with round shower that can be divided off

- Completely separable round shower with wrap-around door
- Shower tray with 2 drains for position-independent water drainage
- Height-adjustable hand shower on chrome shower stack
- Mini-Heki skylight in washing area
- Wash stand base unit with toilet paper holder and storage compartment
- Large mirror storage cabinet with shelves
- Single mixer tap with high-quality ceramic sealing
- Thetford C 260 standard cassette toilet
- Solid bathroom door with interior hinges, metal handle and door lock

#### Vario bathroom (model 141 LE)

- Interior swivelling wall and shower door, bathroom door with room dividing function from the living area
- Even "one level" transition from changing room to washroom
- Height-adjustable hand shower on chrome shower stack
- Shower area with 2 drains for position-independent water drainage
- Mini-Heki skylight in washing area
- Shower area with multi-part folding shower door, with simultaneous privacy protection function with open changing room
- Large mirror storage cabinet with shelves
- Thetford C 260 standard cassette toilet
- Solid bathroom door with interior hinges, metal handle and door lock

#### Bathroom:

- Separate, spacious shower room at opposite side with 2 position-independent drains
- "One level" shower access
- Shower insert in living area floor design, removable for showering (models 144 LE/QB)
- Shower head height-adjustable on chrome rail
- Skylight for ventilation in shower
- Washing room with mini Heki skylight
- Wash stand base unit with toilet paper holder and storage compartment



# c-compactline I

## Standard features

- Single mixer tap with high-quality ceramic sealing
- Thetford C 260 standard cassette toilet

### Sleeping

#### Fold-down bed above the driver's cabin area

- Storage cabinet with front flap beneath fold-down bed
- Largest sleeping area in its class of 185 x 160 cm
- Two-part slatted frame and quality mattress
- Extra lowered position of the bed: easy access to the bed and excellent sitting height in bed, climb into bed via the side seat (no ladder required)
- Stable and wobble-free in lowered sleeping position
- Book shelf and LED spotlights
- Dividing curtain between fold-down bed and living area

#### Fixed beds in rear area

- Two-part heated and ventilated slatted frame
- Quality 7-zone cold foam mattress for optimal and healthy sleeping comfort
- Lengthways single beds / queen-size bed: adjustable head section
- Sleeping area extension between the lengthways single beds with access ladder and additional mattress
- Rear transverse bed models: Seitz S4 cabin window above bed to rear wall
- Wardrobes on left and right next to the queen-size bed
- Wardrobes beneath the lengthways single beds, easily accessible from front and above via the lift function - recess in the double floor for additional volume
- Mini-Heki skylight above rear bed
- All-round roof storage compartment with large storage volume (queen-size bed floor plan: overhead storage cabinets above bed)

### On-board technology

#### Water:

- Fresh water and waste water tanks integrated in the heated double floor, frost-free and for optimal centre of gravity (volume: 150 l of fresh water, 140 l of waste water)
- Fresh and waste water tanks with cleaning cap accessible via living area floor hatch and scooter garage (depending on model)
- Drain cocks positioned in the double floor, frost-free and easily accessible (central water drain)
- Water supply via low-maintenance and reliable water pressure pump system

#### Gas:

- Gas compartment, located externally in a low position and therefore easy to access (depending on model)
- Models 138 DB, 141 LE, 143 LE: Gas compartment in rear area, easily accessible via separate gas compartment door
- Holds 2 x 11 kg gas bottles, separate exterior hatch with stay
- Gas taps easily accessible in kitchen area

#### Electricity:

- Electric centre, easily accessible in scooter garage incl. chargers /fuses / fuse protection, 16 A automatic charger, electronic control, automatic shut-off when voltage too low, including vehicle battery charging function
- Heated battery centre, with 1 x 80 Ah gel battery, in double floor, access via floor storage compartment, with main power switch, wiring for 2nd add-on battery available
- Truma CP+ digital operating panel for warm air heating, easy to operate, within technical panel above entrance door
- Backlit multi-function panel, easy to operate, within technical panel above entrance door

#### Innovative lighting concept:

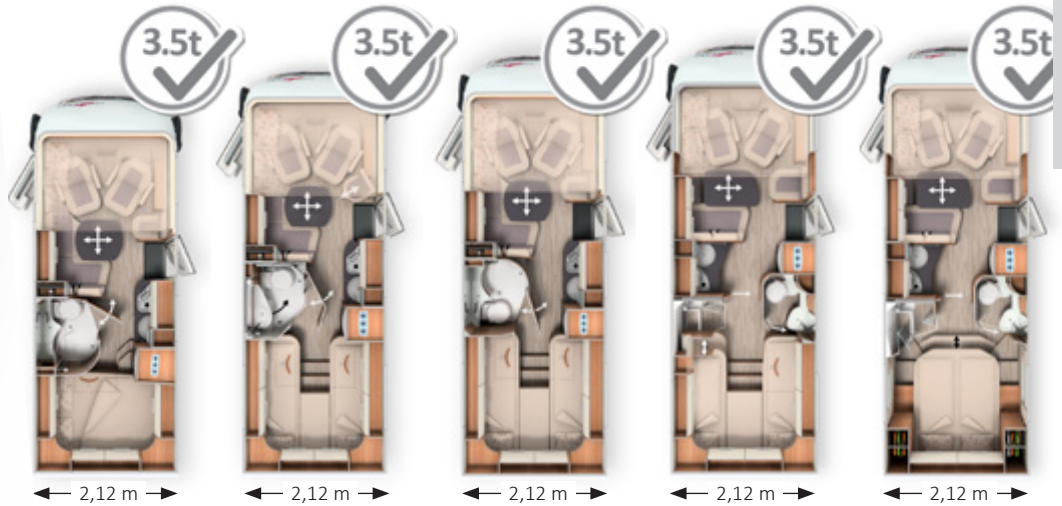
- LED spotlights in living area above seating group beneath overhead storage cabinet, and beneath rear bed, kitchen and folding bed overhead storage cabinets
- Ceiling canopy with additional LED spotlights and indirect LED lighting for cosy ambience

### Heating technology

- Truma Combi 6 hot air storage heating system, gas powered
- Numerous hot air outlets in driver's cabin, dashboard support in driver's cabin, entry door, living area, double floor as well as in the rear garage
- Targeted dashboard heating for additional warming of driver's cabin area: dashboard acts as "radiator" with widespread heating effect
- Underfloor heating from heated climate storage double floor

## Comprehensive standard equipment "super lightweight":

- Carthago lightweight technology
- AL-KO low frame "special light"
- Airbag, ESP, ASR, ABS, hill holder
- Driver's cabin door with double lock
- Step-free climate storage double floor with outer storage compartment and through-load option
- Extra low double floor basement storage compartment with central water drain
- Underfloor heating effect
- LED lighting technology
- Furniture surfaces in modern Bicolour look made from brilliant ash tree and high gloss ivory fronts with chrome applications



	I 138 DB	I 141 LE	I 143 LE	I 144 LE	I 144 QB
Standard chassis	Fiat Ducato AL-KO low frame 35 light	Fiat Ducato AL-KO low frame 35 light	Fiat Ducato AL-KO low frame 35 light	Fiat Ducato AL-KO low frame 35 light	Fiat Ducato AL-KO low frame 35 light
Basic motorisation	Diesel 2.3 l (130 HP/96 kW)	Diesel 2.3 l (130 HP/96 kW)	Diesel 2.3 l (130 HP/96 kW)	Diesel 2.3 l (130 HP/96 kW)	Diesel 2.3 l (130 HP/96 kW)
Length/width/height (in mm) <sup>1) 2) 3)</sup>	6,410/2,120/2,890	6,650/2,120/2,890	6,950/2,120/2,890	6,990/2,120/2,890	6,990/2,120/2,890
Wheelbase (in mm)	3,525	3,525	3,800	4,143	4,143
Double floor height/Basement storage (in mm)	220/460	220/460	220/460	220/460	220/460
Standing height in living area (in mm)	1,980	1,980	1,980	1,980	1,980
Rear garage interior height (in mm)	1,200	1,200	1,200	1,200	1,120
Door width/height rear garage drivers side (in mm)	925/1,140	1,040/1,140	1,050/1,140	925/1,140	925/1,100
Door width/height rear garage passengers side (in mm)	(2x) 400/785	(2x) 400/785	(2x) 400/785	500/650	500/650
Tech. permissible total weight (in kg) <sup>6)</sup>	3,500	3,500	3,500	3,500	3,500
Weight in running order (in kg) <sup>6) 7) 9)</sup>	2,795	2,920	2,895	2,925	2,925
Unladen weight in finished factory condition (in kg)	2,610	2,735	2,710	2,740	2,740
Max. towed load (in kg) <sup>10)</sup>	2,000	2,000	2,000	2,000	2,000
Maximum number of seats with 3-point seat belt while driving <sup>5)</sup>	4	4	4	4	4
Standard / optional sleeping places	4/5	4	4/5	4/5	4/5
Rear bed dimensions (in mm)	1,960 x 1,470/1,350	2,000/1,900 x 850	2,000/1,900 x 850	2,000/1,950 x 850	1,950 x 1,450
Folding bed dimensions (in mm)	1,800 x 1,600	1,800 x 1,600	1,800 x 1,600	1,800 x 1,600	1,800 x 1,600
Sitting group bed conversion dimensions (in mm)	1,890 x 1,360/675	–	1,890 x 1,360/675	1,890 x 1,160/510	1,890 x 1,160/510
Fridge volume/of which freezer compartment (in l)	145/15	145/15	145/15	145/15	145/15
Heating system	Truma Combi 6	Truma Combi 6	Truma Combi 6	Truma Combi 6	Truma Combi 6
Fresh water volume (in l)	150	150	150	150	150
Waste water volume (in l)	140	140	140	140	140
Battery capacity (in Ah Gel)	80	80	80	80	80
230 V/12 V/USB sockets	5/1/2	5/1/2	5/1/2	5/1/2	5/1/2
Article no.	110010	110025	110014	110021	110023

## c-compactline I



## Equipment packages

Article no.		kg	£
212002	<b>Chassis package <sup>9)</sup></b>	<b>33</b>	<b>2,265</b>
	<b>Your savings</b>		<b>995</b>
	Driver's cabin automatic air conditioning <sup>33)</sup>		1,635
	Cruise control		270
	Carthago "bestview" bus mirror system with black/white bus mirror casing, electrically adjustable		300
	Angle and height adjustable seat surfaces (front and back) driver's cabin seats		425
	Dashboard finish with fine wood inlays and air vents in silver		255
	Wheel trims with Carthago emblem		60
	Radio wiring with roof antenna with DAB+, speakers in driver's cabin (2x) and lounge seating group (2x), DVB-T2 reception		315
	Total price of individual options		3,260

Article no.		kg	£
212005	<b>Comfort package <sup>9)</sup></b>	<b>20</b>	<b>1,585</b>
	<b>Your savings</b>		<b>555</b>
	Midi-Heki skylight (700x500mm) with ceiling canopy above lounge seating group		385
	Cabin door anti-insect blind		300
	SOG toilet fan, ventilation via roof chimney		255
	Waste water hose set for comfortable disposal		90
	USB socket in overhead storage cabinet above rear bed		80
	Wiring for electric roof-mounted fan (above kitchen)		170
	Wiring for solar system		170
	Wiring for satellite system		170
	Wiring for reversing camera (single lens)		170
	Preparation for television: TV pull-out system for overhead storage cabinet above seating group incl. connecting kit or wall holder in entrance area (I 144 QB/LE)		350
	Total price of individual options		2,140

## Article no.

212010

<b>Media package <sup>9)</sup></b>	<b>22 kg</b>	<b>22"</b>
<b>Price in £</b>		<b>1,540</b>
<b>Your savings</b>		<b>815</b>
Radio/CD/DVD Double DIN with DAB+, Bluetooth, USB, Music Connect with touch screen in driver's cabin		480
Carthago reversing camera system with single lens integrated in rear part and 7" monitor at side of dashboard		855
LED 22" flat screen incl. receiver <sup>39)</sup>		1,020
Total price of individual options		2,355
210305 <b>SURCHARGE</b> Reversing camera with double lens and shutter on rear wall instead of single lens		515
210330 <b>SURCHARGE</b> Media centre incl. DAB+ with Navigation and motorhome route guidance <sup>19)</sup>		1,030

## Article no.

210800

<b>Truma Polar package <sup>9)</sup></b>	<b>42 kg</b>	<b>Truma</b>
<b>Price in £</b>		<b>1,705</b>
<b>Your savings</b>		<b>420</b>
Insulating mat for front and side windows, outside		340
Insulating mat for foot area driver's cabin inside		150
Insulated double glazing: Driver's cabin side windows / door windows		855
Truma Combi 6E (additional electric heating element 2 x 900 Watt/230 V)		505
Sirocco 3 KW warm air heat exchanger beneath driver's seat		275
Total price of individual options		2,125

Article no.		not in conjunction with option	£ incl. 20 % VAT	Added weight kg	I 138 DB	I 141 LE	I 143 LE	I 144 LE	I 144 QB
<b>Fiat Ducato chassis</b>									
310001	Chassis variant Fiat Ducato f40 heavy (total permissible weight 4,250 kg)		1,180	40	○	○	○	○	○
310201	Engine version 150 HP (110 kW), £o 6, 2.3l capacity, 4-cylinder, 380 Nm		1,525	-	○	○	○	○	○
310221	Engine version 177 HP (130 kW), £o 6, 2.3l capacity, 4-cylinder, 400 Nm, incl. leather steering wheel and leather gear knob		3,755	-	○	○	○	○	○
310400	6-speed automatic manual gearbox		1,850	17	○	○	○	○	○
330325	16 inch steel rims Fiat for f35 light chassis		185	4	○	○	○	○	○
330330	16 inch aluminium wheels, Fiat for f35 light chassis		680	-8	○	○	○	○	○
330340	16 inch aluminium wheels, Fiat for f40 heavy chassis		505	-10	○	○	○	○	○
330460	Increased load from 3,500 kg to 3,850 kg (model 138: 3,700kg)		230	-	○	○	○	○	○
311810	Reinforced spring on front axle for optimal ride comfort	311815	455	3	○	○	○	○	○
311815	AL-KO "ACS" High Performance front axle spring strut	311810	1,105	3	○	○	○	○	○
311300	Crank rear steadies to prevent swaying in standing position		325	10	○	○	○	○	○
331610	LED technology main headlight		850	-	○	○	○	○	○
331620	Fog light		230	4	○	○	○	○	○
311400	Trailer coupling		1,415	60	○	○	○	○	○
<b>Main cabin exterior</b>									
410965	Main cabin door "premium two" with central locking and security double locking (incl. passengers door)		340	3	○	○	○	○	○
410520	Aluminium roof awning frame, grey canvas, length: 4.0 m		1,195	35	○	○	○	○	○
410560	Aluminium roof awning frame, grey canvas, length: 4.5 m		1,280	45	-	○	○	○	○
410660	Winter insulating mat set for front and side windows of driver's cabin, outside		340	10	●	●	●	●	●
410700	Insulating glazing side window / door window driver's cabin		855	10	●	●	●	●	●
410711	Storage compartment box set, multi-piece, made to measure for every double floor as a kit		475	25	○	○	○	○	○
410720	Large scooter garage door on the passengers side		425	-	○	○	○	○	○
410840	Additional rear bed window at drivers side		295	10	○	-	-	-	-
410785	Mini Heki skylight above fold-down bed		255	1	○	○	○	○	○
410850	Electric extractor hood, exhaust and supply air function above the kitchen area		300	3	○	○	○	○	○
<b>Electrical system</b>									
510020	Second 80 Ah add-on battery in existing battery centre		340	25	○	○	○	○	○
510081	Solar energy system: 2 x 100 Watt <sup>14)</sup>		1,705	20	-	○	○	○	○
510101	Solar energy system: 1 x 135 Watt <sup>14)</sup>		1,190	15	-	○	○	○	○
510201	Carthago security alarm system (living area ultrasonic sensors, door and scooter garage contact switch, panic alarm function, vehicle turn signal activation, KO gas - propane / butane gas sensor) <sup>35)</sup>		680	5	○	○	○	○	○
510255	Socket package with additional sockets (3 x 230 V, available from 10/2018) <sup>45)</sup>		255	3	○	○	○	○	○
<b>Gas / Water / Other</b>									
610020	Truma Duo Control CS with crash sensor / de-icing function		270	5	○	○	○	○	○
610021	Gas filter for Truma Duo Control CS (only in conjunction with Truma Duo Control CS)		230	1	○	○	○	○	○
610045	Convenient gas bottle pull-out system (easy to exchange gas bottles, only in conjunction with Truma Duo Control CS)		370	10	○	○	○	-	-
610140	Warm/cold exterior shower in scooter garage at passenger side		250	5	○	○	○	○	○
610480	Scooter garage upgrade with needle felt and luggage nets		255	10	○	○	○	○	○
610500	Aluminium chequered floor for scooter garage		125	20	○	○	○	○	○

○ = Special equipment X = Standard equipment - = not possible ● = contained in package





Article no.		not in conjunction with option	£ incl. 20 % VAT	Added weight kg	I 138 DB	I 141 LE	I 143 LE	I 144 LE	I 144 QB
<b>Kitchen / Appliances</b>									
550065	145 l Slim-Tec refrigerator combination with separate freezer compartment and gas oven		505	18	–	–	–	○	○
550067	Gas oven with grill in kitchen base unit <sup>37)</sup>		780	12	○	○	○	–	–
550287	Capsule coffee maker (Dolce Gusto) with connecting kit including pull-out system in overhead storage cabinet in the shape of a vertical wave		235	2	○	○	○	○	○
<b>Heating / Air conditioning</b>									
650040	Truma Combi 6E (additional electric heating element 2 x 900 Watt / 230 V)		505	2	●	●	●	●	●
650100	Sirocco 3 KW warm air heat exchanger beneath driver's seat		275	15	●	●	●	●	●
<b>Radio/Multimedia/TV</b>									
710026	Radio/CD/DVD Double DIN with DAB+, Bluetooth, USB, Music Connect with touch screen in driver's cabin		480	5	●	●	●	●	●
710084	Driver's cabin media centre with DAB+, navigation function and motorhome route guidance <sup>19)</sup>		1,155	12	○	○	○	○	○
710160	Carthago reversing camera system, single camera lens integrated in rear wall incl. 7" colour monitor at side of dashboard		855	6	●	●	●	●	●
710180	Carthago reversing camera system, double lens and shutter on rear wall incl. 7" colour monitor at side of dashboard		1,365	7	○	○	○	○	○
710575	Service camera on the waste water tank drain pipe with display via double DIN monitor in the dashboard, only with radio, media centre or reversing camera options		335	2	○	○	○	○	○
710521	22" LED flat screen for the TV pull-out system <sup>39)</sup>		1,020	9	●	●	●	●	●
710460	Additional TV connection in rear bed area incl. connecting kit <sup>36) 44)</sup>		250	3	–	○	○	○	○
<b>Satellite systems</b>									
750030	Teleco Flatsat 65 satellite system with CI slot <sup>23)</sup>		2,095	25	○	○	○	○	○
750031	Teleco Flatsat 65 Twin LNB satellite system for second receiver with CI slot		2,260	27	–	○	○	○	○
<b>Interior/Worlds of living/Worlds of sleeping</b>									
810260	Rear bed with Carawinx point elastic under springing system instead of sprung slatted frame		385	5	○	○	○	○	–
810340	Fold-down bed with Carawinx point elastic under springing system instead of sprung slatted frame		335	5	○	○	○	○	○
810360	Electrically operated fold-down bed		840	5	○	○	○	○	○
810440	Without fold-down bed, roof storage compartments above driver's cabin instead		490	-40	○	○	○	○	○
810580	Lounge seating group can be converted into a sleeping place		365	10	–	○	○	○	○
810100	Carpet for living area		295	6	○	○	○	○	○
810120	Carpet for driver's cabin area		135	4	○	○	○	○	○

○ = Special equipment X = Standard equipment – = not possible ● = contained in package

Article no.		not in conjunction with option	£ incl. 20 % VAT	Added weight kg	I 138 DB	I 141 LE	I 143 LE	I 144 LE	I 144 QB
<b>Living area materials</b>									
850040	Venezia – Antara / fabric combination		Stand-ard	-	X	X	X	X	X
850060	Barcelona – Antara / fabric combination		Stand-ard	-	X	X	X	X	X
850030	Malaga – textile leather fabric combination		310	3	○	○	○	○	○
850146	Ancona – textile leather fabric combination		310	3	○	○	○	○	○
850180	Macchiato part leather – leather / fabric combination		1,105	7	○	○	○	○	○
850200	Savannah part leather – leather / fabric combination		1,105	7	○	○	○	○	○
850222	Ivory part leather – leather / fabric combination		1,105	7	○	○	○	○	○
850242	Ivory leather		2,730	10	○	○	○	○	○
850291	Sand leather		2,730	10	○	○	○	○	○
850296	Macchiato leather		2,730	10	○	○	○	○	○
850265	Stone Bicolour leather		2,815	10	○	○	○	○	○
850501	Carthago world of sleep & deco-set consists of: one or three decorative cushions (depending on floor plan), a Jacquard house blanket with woven-in Carthago logo and a fitted sheet set to match the respective floor plan		300	7	○	○	○	○	○

○ = Special equipment X = Standard equipment – = not possible ● = contained in package



L-shaped seat bench cover for double floor storage compartment with patented fitting, easy to open without removing upholstery



**The all-rounder:** also with practical models for 3.5 t weight class

3.5t

### The light-weight class:

- Ready to drive from 2,980 kg
- Practically-orientated payload, even in the 3.5 t weight class
- New exterior design with radiator grille in V-face look and horizontal chrome struts, new exterior colour concept in white



### Double floor basement with huge, heated storage space:

- Usable height up to 55.5 cm
- Exterior access via several large hatches\* convenient access from the interior via the L-shaped seat bench cover of the L-shaped lounge seating group and via the swing-up side seat bench and large living area floor hatch
- Large, central through-loading space (interior height 22 cm) with deeply lowered storage cellar (usable height 46 cm), easy to load via the entrance door via large, adjustable living area floor hatches
- Entire double floor heated with climate storage function

\* Models 144 LE/QB, driver's side only

FIAT  
AL-KO

### AL-KO low frame "special light":

- Permissible gross vehicle weight 3.5 t to 4.25 t



### Carthago body concept for Liner premium class:

- Highly stable chassis connection via frame members (roof-wall/floor-wall)
- Entirely wood-free construction with water-repellent RTM hard foam and insulating core
- Aluminium interior wall for heat regulation and as lightning strike protection
- Climate-regulating wall covering (textile covering)

## Basic vehicle

### Fiat Ducato with AL-KO low frame

- Engine: Diesel 2.3 l Multi-Jet, 130 HP (96 kW), 4 cylinders, 320 Nm, £o 6, 6-speed gearbox, front-wheel drive
- Driver & passenger airbag, ABS, electric immobiliser, ESP, ASR, hill holder, Hill Descent Control (HDC), Traction Plus
- Glove box in driver's cabin between driver and passenger
- LED daytime driving light
- Mud flaps on the front and rear axle
- Fuel tank 90 l

## Main cabin

### Bodywork concept of the Liner premium class

- Completely wood-free body shell
- Roof outer shell GRP: Hail protection, floor panel with GRP at top and bottom: moisture and stone chipping protection, rot resistant
- Roof/wall joint above curved roof and frame members = contribution to the stiffness of the chassis
- Side walls/rear wall: aluminium on outside and inside (heat storage effect: 1,000 times higher conductivity than wood), RTM hard foam insulating core in roof, floor and side walls (no moisture absorption possible)
- Thermal bridge-free and highly stable chassis connection via shape-fitting bonded aluminium frame members with additional cold-stop
- Side roof rack system, easy accessory attachment and rain deflection
- roof surface can be walked on
- Total wall and roof thickness, 38 mm
- Carthago lighting protection tested: Faraday cage by means of aluminium chassis interior and additional lightning protection measures
- 10-year leak-free guarantee
- Exterior hatches made from the original side wall material "Carthago Isoplus" for uninterrupted insulation
- Double hatch seal: internal/external (external seal as protection against splashed water)
- Fuel tank lid flush-mounted into the side wall (car standard)
- Segmented side skirts made from aluminium extruded profiles, powder coated (easy to repair)
- 4-part rear frame with separate rear bumper (easy to repair)
- Carthago rear lights in modern design with Carthago "C" branding as LED lamp unit
- Seitz S4 main cabin window, cold thermal bridge-free double frame with insulated glazing, insect screen blind, pleated blackout blind and window stay
- Main cabin door "premium one", with door limiter and door window
- Exterior LED light above cabin door with integrated rain deflector
- Electrically extendible entrance step, additional operation via driver's cabin and warning buzzer
- Cabin door entrance lowered in insulated double floor heated to prevent cold coming in
- Carpet in entrance area
- Carthago entry lighting in the entrance area
- Safety key system for all cabin doors and hatches

## Carthago driver's cabin

- Driver's cabin visibility concept with dashboard lowered towards the front with view of road surface at 2.77 m for active driving
- Front pleated windscreen blind with honeycomb structure for best possible insulation, vertical operation (sun blind, privacy and light blocking with protection from heat and cold)
- "Bestview" bus mirror system with large main and wide angle for perfect all-round visibility, electrically adjustable
- Single level transition from the living area to driver's cabin
- Front mask in high-quality, GRP structure with double-shell insulation, some attachments can be individually replaced
- Aguti "Roadliner" comfort seats for driver and passenger incl. logo in fine wood inlay, rotatable, upholstered in same material as living area, with integrated seat belts and adjustable armrests at both sides
- Dashboard with integrated cup holders on driver and passenger sides
- Leather-covered bottom panelling for fold-down bed with framed sun visor, LED spotlights and lockable storage compartments

- Driver's cabin door with security double locking, electrically adjustable windows and additional rain gutter
- Low and thus comfortable door entrance
- Pleated blackout blind behind side windows (can be operated from the side)
- Large sideboard with practical storage compartment on passenger side
- LED ambient lighting in the driver's cabin
- Engine compartment noise insulation with extra "Silence" noise insulation package
- Driver's cabin access with practical shelf and entrance lighting
- 230 V/12 V/USB sockets in driver's cabin/front seating group area

### Double floor basement with huge, heated storage space

#### Functions:

- On board technology mount, storage space and climate storage, underfloor heating, integrated for driving stability
- Stepless, continuous floor in living area
- Underfloor heating effect: heat is stored in the insulated double floor and radiates from below into the entire living area floor
- Double floor basement with massive, heated storage compartment, usable height up to 55.5 cm, exterior access via several large hatches, convenient access from the inside via the L-shaped lounge seating group L-shaped seat bench cover and via the swing-up side seat bench as well as the large living area floor hatch, large central through-loading space (interior height 22 cm) with extra-low basement storage compartment (usable height 46 cm), easy to load through the entrance door via the large living area floor hatch
- Integrated central water drain in large basement storage compartment can be operated from inside and outside
- LED lighting of double floor storage compartment

### Scooter garage

- Large scooter garage, extra low for more interior height
- Convenient loading through the low loading edge
- Lowering via shape-fitting, bonded aluminium frame member, can be loaded up to 350 kg
- Access via the large garage door at the drivers side and the additional door at the passengers side
- Garage floor: original floor panel with GRP on outside and inside, garage floor with anti-slip coating
- Garage insulated all round and heated – frostproof
- Lashing system for securing luggage using stable frame members incl. 8 lashing eyes
- 230 V socket

### Interior design

- Epic Bicolour World of Style: furniture finish with modern Bicolour look made from bright ash tree and high gloss ivory fronts with chrome applications

### Living area

- "Smartline plus" furniture with overhead storage compartment element in the shape of a vertical wave
- Continuous living area standing height 1.98 m
- L-shaped lounge seating group in driver's cabin / living area with side seat bench (model 141 LE with 5th additional side seat, pull-out seat area) with two 3-point seat belts, room for up to 5 persons
- Large living area table, slides in 2 directions and rotates by 180° (using foot pedal)
- Shoe cabinet with storage system in base of seat bench (near entrance area in 144 LE/QB)
- Living room seat padding with multilayer premium foam core and back support function
- L-shaped seat bench cover with access to double floor storage space with patented fitting, easy to open without removing upholstery
- Durafix double connection technology: furniture parts bolted and mortised for a durable connection, top stability and permanent quietness without annoying rattling furniture noise during travel
- Solid metal, household-quality holder rods, hinges and rails

- Door closer with soft cushioning prevents noises being caused while travelling
- Curtain system can be completely removed for cleaning, additional decorative hangings matching living area upholstery
- Interior of walls and roof with textile climate-regulating wall covering for an exclusive living area ambience and for regulating the living area climate

### Kitchen

- Kitchen worktop surface in scratch-resistant shale decor
- Work surface lit from underneath with LED light strip
- Kitchen unit with integrated waste bin, cutlery pull-outs on left and right sides
- "Easy glide" drawers on rollers, self-closing with anti-slam
- "Professional Gourmet" 3-ring hob with split glass cover (model 141 LE: one piece) for additional surface space with robust cast iron grate and easy-clean glass surface
- Stainless steel round sink flush mounted in the worktop, with split and multifunctional sink cover (flush work surface, cutting board or additional storage area)
- Practical wall holder for sink cover as additional work surface/cutting board
- High water fitting with metal tap and high-quality ceramic seal
- Kitchen rear wall in cream decorative glass
- Pull-out coffee machine in overhead storage compartment above kitchen
- 160 l refrigerator (models 141 LE, 143 LE, 144 LE/QB: Slimtower 145 l) with separate freezer compartment, automatic energy source finder 12 V / 230 V / gas operation

### Bathroom

#### Changing room & room partitioning

- Changing area with lockable room dividing door from living area (not model 143 LE)
- Room pleated dividing blind for separating off the changing room and the sleeping area (models 148 DB, 149 LE, 150 QB)
- Room-high wardrobe with two clothes rails and shelf integrated in the changing room (model 148 LE)

#### Combined bathroom with round shower that can be divided off

- Completely separable round shower with wrap-around door
- Shower tray with 2 drains for position-independent water drainage
- Height-adjustable hand shower on chrome shower stack
- Mini-Heki skylight in washing area
- Wash stand base unit with toilet paper holder and storage compartment
- Large mirror storage cabinet with shelves
- Single mixer tap with high-quality ceramic sealing
- Thetford C 260 standard cassette toilet
- Solid bathroom door with interior hinges, metal handle and door lock

#### Vario bathroom (model 141 LE)

- Washroom or shower room thanks to practical swivelling wash stand wall mirror
- Even "one level" transition from changing room to washroom
- Height-adjustable hand shower on chrome shower stack
- Shower area with 2 drains for position-independent water drainage
- Mini-Heki skylight in washing area
- Thetford C 260 standard cassette toilet
- Solid bathroom door with interior hinges, metal handle and door lock
- Washroom door with room dividing function from living area and changing area

#### Bathroom:

- Separate, spacious shower room at opposite side with 2 position-independent drains
- "One level" shower access
- Shower with waterproof shower insert with same design as living area floor, easily removable for cleaning purposes (model 149 LE)
- Shower insert in same design as living area floor design, removable for showering (not model 149 QB)





- Shower head height-adjustable on chrome rail
- Skylight for ventilation in shower
- Washing room with mini Heki skylight
- Wash stand base unit with toilet paper holder and storage compartment
- Single mixer tap with high-quality ceramic sealing
- Thetford C 260 standard cassette toilet
- Solid bathroom door with metal handle and door lock

### Sleeping

#### Fold-down bed above the driver's cabin area:

- Storage cabinet with front flap beneath fold-down bed
- Largest sleeping area 195 x 160 cm in its class
- Two-part slatted frame and quality mattress
- Extra lowered position of the bed: easy access to the bed and excellent sitting height in bed, climb into bed via the side seat (no ladder required)
- Stable and wobble-free in lowered sleeping position
- Book shelf and LED spotlights
- Dividing curtain between fold-down bed and living area

#### Fixed beds in the rear area:

- Two-part heated and ventilated slatted frame
- Quality 7-zone cold foam mattress for optimal and healthy sleeping comfort
- Lengthways single beds / queen-size bed: adjustable head section
- Sleeping area extension between the lengthways single beds using an additional mattress (no ladder required, not model 144 LE)
- Convenient access steps, extendible to the front when using the sleeping area extension (lengthways single bed floor plans, not model 144 LE)
- Rear transverse bed models: Seitz S4 cabin window above bed to rear wall
- Lengthways single beds: integrated TV cabinet in bedroom with shelf base (not model 144 LE)
- Wardrobes on left and right next to the queen-size bed (models 144 QB, 150 QB)
- Wardrobes beneath the lengthways single beds, easily accessible from front and above via the lift function - recess in the double floor for additional volume
- Mini-Heki skylight above rear bed
- All-round roof storage compartment with large storage volume (queen-size bed floor plan: overhead storage cabinets above bed)

### On-board technology

#### Water:

- Fresh water and waste water tanks integrated in the heated double floor, frost-free and for optimal centre of gravity (volume: 150 l of fresh water, 140 l of waste water)
- Fresh and waste water tanks with cleaning cap accessible via living area floor hatch and scooter garage (depending on model)
- Drain cocks positioned in the double floor, frost-free and easily accessible (central water drain)
- Water supply via low-maintenance and reliable water pressure pump system

#### Gas:

- Gas compartment, located externally in a low position and therefore easy to access (depending on model)
- Models 141 LE, 143 LE: Gas compartment in rear area, easily accessible via separate gas compartment door
- Holds 2 x 11 kg gas bottles, separate exterior hatch with stay
- Gas taps easily accessible in kitchen area

#### Electricity:

- Electric centre, easily accessible in scooter garage incl. chargers /fuses / fuse protection, 16 A automatic charger, electronic control, automatic shut-off when voltage too low, including vehicle battery charging function
- Heated battery centre, with 1 x 80 Ah gel battery, in double floor, access via double floor storage compartment at passengers side, with main power switch, wiring for 2nd add-on battery available
- Truma CP+ digital operating panel for warm air heating, easy to operate, within technical panel above entrance door
- Backlit multi-function panel, easy to operate, within technical panel above entrance door

#### Innovative lighting concept:

- LED spotlights in living area above seating group beneath overhead storage cabinets and beneath rear bed, kitchen and fold-down bed overhead storage cabinets
- Ceiling canopy with additional LED spotlights and indirect LED lighting for cosy ambience

### Heating technology

- Truma Combi 6 hot air storage heating system, gas powered
- Numerous hot air outlets in driver's cabin, dashboard support in driver's cabin, entry door, living area, double floor as well as in the rear garage
- Targeted dashboard heating for additional warming of driver's cabin area: dashboard acts as "radiator" with widespread heating effect
- Underfloor heating from heated climate storage double floor



## Comprehensive equipment fitted as standard:

- Carthago lightweight technology
- AL-KO low frame "special light"
- Airbag, ESP, ABS, ASR, hill holder
- Passengers cabin door with double lock
- Single level climate storage double floor
- Extra low double floor basement storage compartment with central water drain
- Double floor basement with central through-loading space
- Underfloor heating effect
- Furniture surfaces in modern Bicolour look made from brilliant ash tree and high gloss ivory fronts with chrome applications
- LED lighting technology



	I 141 LE	I 142 DB	I 143 LE	I 144 LE
Standard chassis	Fiat Ducato AL-KO Low frame 35 light	Fiat Ducato AL-KO Low frame 35 light	Fiat Ducato AL-KO Low frame 35 light	Fiat Ducato AL-KO Low frame 35 light
Basic motorisation	Diesel 2.3 I (130 HP/96 kW)	Diesel 2.3 I (130 HP/96 kW)	Diesel 2.3 I (130 HP/96 kW)	Diesel 2.3 I (130 HP/96 kW)
Length/width/height (in mm) <sup>1) 2) 3)</sup>	6,650/2,270/2,890	6,850/2,270/2,890	6,950/2,270/2,890	6,990/2,270/2,890
Wheelbase (in mm)	3,525	3,800	3,800	4,143
Double floor height / basement storage compartment (in mm)	220/460	220/460	220/460	220/460
Standing height in living area (in mm)	1,980	1,980	1,980	1,980
Rear garage interior height (in mm)	1,200/1,240*	1,200	1,200	1,200/1,240*
Door width/height rear garage drivers side (in mm)	1,050/1,140	1,050/1,140	1,050/1,140	925/1,140
Door width/height rear garage passengers side (in mm)	(2x) 400/785	500/640	(2x) 400/785	500/640
Tech. permissible total weight (in kg) <sup>6)</sup>	3,500	3,500	3,500	3,500
Weight in running order (in kg) <sup>6) 7) 9)</sup>	2,995	2,975	2,980	3,035
Unladen weight in finished factory condition (in kg)	2,810	2,790	2,795	2,850
Max. towed load (in kg) <sup>10)</sup>	2,000	2,000	2,000	2,000
Maximum number of seats with 3-point seat belt while driving <sup>5)</sup>	4	4/5 <sup>15)</sup>	4	4
Standard / optional sleeping places	4	4/5	4/5	4/5
Rear bed dimensions (in mm)	2,000/1,900 x 850	2,100 x 1,470/1,350	2,000/1,900 x 850	2,000/1,950 x 850
Folding bed dimensions (in mm)	1,950 x 1,600	1,950 x 1,600	1,950 x 1,600	1,950 x 1,600
Sitting group bed conversion dimensions (in mm)	—	1,950 x 1,330/685	1,950 x 1,330/685	2,030 x 1,155/608
Fridge volume/of which freezer compartment (in l)	145/15	160/30	145/15	145/15
Heating system	Truma Combi 6	Truma Combi 6	Truma Combi 6	Truma Combi 6
Fresh water volume (in l)	150	150	150	150
Waste water volume (in l)	140	140	140	140
Battery capacity (in Ah Gel)	80	80	80	80
230 V/12 V/USB sockets	5/1/2	5/1/2	5/1/2	5/1/2
Article no.	110090	110100	110120	110130

\* in conjunction with Optional Pedelec garage with interior height increased to 1,240 mm



### Comprehensive equipment fitted as standard:

- Carthago lightweight technology
- AL-KO low frame "light"
- Airbag, ESP, ABS, ASR, hill holder
- Passengers cabin door with double lock
- Single level climate storage double floor
- Extra low double floor basement storage compartment with central water drain
- Double floor storage compartment "easy entry" with central through-loading space
- Furniture surfaces in modern Bicolour look made from brilliant ash tree and high gloss ivory fronts with chrome applications
- Underfloor heating effect
- LED lighting technology



	I 144 QB	I 148 LE	I 149 LE	I 150 QB
Standard chassis	Fiat Ducato AL-KO Low frame 35 light	Fiat Ducato AL-KO Low frame 35 light	Fiat Ducato AL-KO Low frame 35 light	Fiat Ducato AL-KO Low frame 35 light
Basic motorisation	Diesel 2.3 I (130 HP/96 kW)	Diesel 2.3 I (130 HP/96 kW)	Diesel 2.3 I (130 HP/96 kW)	Diesel 2.3 I (130 HP/96 kW)
Length/width/height (in mm) <sup>1) 2) 3)</sup>	6,990/2,270/2,890	7,390/2,270/2,890	7,470/2,270/2,890	7,480/2,270/2,890
Wheelbase (in mm)	4,143	4,143	4,143	4,143
Double floor height/Basement storage (in mm)	220/460	220/460	220/460	220/460
Standing height in living area (in mm)	1,980	1,980	1,980	1,980
Rear garage interior height (in mm)	1,120*	1,200	1,200	1,120*
Door width/height rear garage passenger side (in mm)	925/1,100	1,050/1,140	1,050/1,140	1,050/1,100
Door width/height rear garage driver side (in mm)	500/640	500/640	500/640	500/640
Tech. permissible total weight (in kg) <sup>6)</sup>	3,500	3,500	3,500	3,500
Weight in running order (in kg) <sup>6) 7) 9)</sup>	3,035	3,065	3,105	3,105
Unladen weight in finished factory condition (in kg)	2,850	2,880	2,920	2,920
Max. towed load (in kg) <sup>10)</sup>	2,000	2,000	2,000	2,000
Maximum number of seats with 3-point seat belt while driving <sup>5)</sup>	4	4/5 <sup>15)</sup>	4/5 <sup>15)</sup>	4/5 <sup>15)</sup>
Standard / optional sleeping places	4/5	4/5	4/5	4/5
Rear bed dimensions (in mm)	1,950 x 1,450	2,000/1,900 x 850	2,000/1,900 x 850	1,950 x 1,450
Folding bed dimensions (in mm)	1,950 x 1,600	1,950 x 1,600	1,950 x 1,600	1,950 x 1,600
Sitting group bed conversion dimensions (in mm)	2,030 x 1,155/608	1,950 x 1,330/685	1,950 x 1,330/685	1,950 x 1,330/685
Fridge volume/of which freezer compartment (in l)	145/15	160/30	160/30	160/30
Heating system	Truma Combi 6	Truma Combi 6	Truma Combi 6	Truma Combi 6
Fresh water volume (in l)	150	150	150	150
Waste water volume (in l)	140	140	140	140
Battery capacity (in Ah Gel)	80	80	80	80
230 V/12 V/USB sockets	5/1/2	5/1/2	5/1/2	5/1/2
Article no.	110132	110160	110170	110180

\* in conjunction with Optional Pedelec garage with interior height increased to 1,240 mm

Article no.		kg	£	Article no.		kg	£
212012	<b>Chassis package <sup>9)</sup></b>	<b>33</b>	<b>2,265</b>	212015	<b>Comfort package <sup>9)</sup></b>	<b>20</b>	<b>1,585</b>
	<b>Your savings</b>		<b>995</b>		<b>Your savings</b>		<b>555</b>
	Driver's cabin automatic air conditioning <sup>33)</sup>		1,635		Midi-Heki skylight (700x500mm) with ceiling canopy above lounge seating group		385
	Cruise control		270		Cabin door anti-insect blind		300
	Carthago "bestview" bus mirror system with black/white bus mirror casing, electrically adjustable		300		SOG toilet fan, ventilation via roof chimney		255
	Angle and height adjustable seat surfaces (front and back) driver's cabin seats		425		Waste water hose set for comfortable disposal		90
	Dashboard finish with fine wood inlays and air vents in silver		255		USB socket in overhead storage cabinet above rear bed		80
	Wheel trims with Carthago emblem		60		Wiring for electric roof-mounted fan (above kitchen)		170
	Radio wiring with roof antenna with DAB+, speakers in driver's cabin (2x) and lounge seating group (2x), DVB-T2 reception		315		Wiring for solar system		170
	Total price of individual options		3,260		Wiring for satellite system		170
					Wiring for reversing camera (single lens)		170
					Preparation for television: TV pull-out system in backrest of side seat bench, in overhead storage compartment above seating group (I 141 LE, 143 LE) or wall holder in entrance area (I 144 QB/LE) incl. connecting kit <sup>36)</sup>		350
					Total price of individual options		2,140

Article no.		212010	212009
<b>Media package <sup>9)</sup></b>	<b>21/22 kg</b>	Models I 141 LE, 143 LE, 144 LE, QB	Models 142 DB, 148 LE, 149 LE, 150 QB
<b>Price in £</b>		<b>1,540</b>	<b>1,585</b>
<b>Your savings</b>		<b>815</b>	<b>810</b>
Radio/CD/DVD Double DIN with DAB+, Bluetooth, USB, Music Connect with touch screen in driver's cabin		480	480
Carthago reversing camera system with single lens integrated in rear part and 7" monitor at side of dashboard		855	855
LED 22" flat screen incl. receiver		1,020	-
LED 24" flat screen incl. receiver		-	1,060
Total price of individual options		2,355	2,395
210305 <b>SURCHARGE</b> Reversing camera with double lens and shutter on rear wall instead of single lens		515	515
210330 <b>SURCHARGE</b> Media centre incl. DAB+ with navigation and motorhome route guidance <sup>19)</sup>		1,030	1,030
210211 <b>SURCHARGE</b> Teleco Flatsat Classic 85 satellite system with CI slot <sup>14) 23)</sup>		2,130	2,130

Article no.		210580	210581
<b>Sleeping area TV package <sup>9)</sup></b>	<b>18/13 kg</b>	Models 141 LE, 143 LE, 148 LE, 149 LE	Model I 150 QB
<b>Price in £</b>		<b>1,105</b>	<b>1,020</b>
<b>Your savings</b>		<b>530</b>	<b>410</b>
Carthago special TV pull-out system for standard TV cabinet in sleeping area (extends into centre aisle) incl. connecting kit <sup>36)</sup>		575	-
TV connection in rear bed area incl. connecting kit <sup>36)</sup>		-	370
24" LED flat screen <sup>39)</sup>		1,060	1,060
Total price of individual options		1,635	1,430
210212 <b>SURCHARGE</b> Teleco Flatsat Classic 85 satellite system with skew and twin LNB for second receiver with CI slot <sup>14) 23)</sup>		2,180	2,180

Article no.		210800	210805
<b>Polar package <sup>9)</sup></b>	<b>42/88 kg</b>	<b>Truma</b>	<b>ALDE</b> not models 141 LE, 143 LE, 144 LE, QB
<b>Price in £</b>		<b>1,705</b>	<b>3,325</b>
<b>Your savings</b>		<b>420</b>	<b>1,255</b>
Insulating mat for front and side windows, outside		340	340
Insulating mat for foot area driver's cabin inside		150	150
Insulated double glazing: Driver's cabin side windows / door windows		855	855
Truma Combi 6E (additional electric heating element 2 x 900 Watt/230 V)		505	-
Sirocco 3 KW warm air heat exchanger beneath driver's seat		275	-
ALDE warm water heating, operated with 230 V electricity or gas with driver's cabin booster		-	2,470
ALDE heat exchanger for heating the living area with engine heat incl. engine preheating		-	765
Total price of individual options		2,125	4,580



Article no.		not in conjunction with option	£ incl. 20 % VAT	Added weight kg	I 141 LE	I 142 DB	I 143 LE	I 144 LE	I 144 QB	I 148 LE	I 149 LE	I 150 QB
<b>Fiat Ducato chassis</b>												
310001	Chassis variant Fiat Ducato f40 heavy (total permissible weight 4,250 kg)		1,180	40	○	○	○	○	○	○	○	○
310201	Engine version 150 HP (110 kW), £o 6, 2.3l capacity, 4-cylinder, 380 Nm		1,525	-	○	○	○	○	○	○	○	○
310221	Engine version 177 HP (130 kW), £o 6, 2.3l capacity, 4-cylinder, 400 Nm, incl. leather steering wheel and leather gear knob		3,755	-	○	○	○	○	○	○	○	○
310400	6-speed automatic manual gearbox		1,850	17	○	○	○	○	○	○	○	○
330325	16 inch steel rims Fiat for f35 light chassis		185	4	○	○	○	○	○	○	○	○
330330	16 inch aluminium wheels, Fiat for f35 light chassis		680	-8	○	○	○	○	○	○	○	○
330340	16 inch aluminium wheels, Fiat for f40 heavy chassis		505	-10	○	○	○	○	○	○	○	○
330460	Increased load from 3,500 kg to 3,850 kg		230	-	○	○	○	○	○	○	○	○
311810	Reinforced spring on front axle for optimal ride comfort	311815	455	3	○	○	○	○	○	○	○	○
311815	AL-KO "ACS" High Performance front axle spring strut	311810	1,105	3	○	○	○	○	○	○	○	○
311820	AL-KO "ALC" Level Controller rear axle		1,310	25	-	○	-	○	○	○	○	○
311300	Crank rear steadies to prevent swaying in standing position		325	10	○	○	○	○	○	○	○	○
331610	LED technology main headlight		850	-	○	○	○	○	○	○	○	○
331620	Fog light		230	4	○	○	○	○	○	○	○	○
311400	Trailer coupling		1,415	60	○	○	○	○	○	○	○	○
311430	Trailer coupling in conjunction with Pedelec garage		1,685	50	-	-	-	-	-	-	-	○
<b>Main cabin exterior</b>												
410965	Main cabin door "premium two" with central locking and security double locking (incl. driver's door)		340	3	○	○	○	○	○	○	○	○
410520	Aluminium roof awning frame, grey canvas, length: 4.0 m		1,195	35	○	○	○	○	○	○	○	○
410560	Aluminium roof awning frame, grey canvas, length: 4.5 m		1,280	45	○	○	○	○	○	○	○	○
410580	Aluminium roof awning frame, grey canvas, length: 5.0 m		1,450	50	-	-	-	-	-	○	○	○
410660	Winter insulating mat set for front and side windows of driver's cabin, outside		340	10	●	●	●	●	●	●	●	●
410700	Insulating glazing side window / door window driver's cabin		855	10	●	●	●	●	●	●	●	●
410711	Storage space box set, multi-part, tailored for every double floor as a kit		475	25	○	○	○	○	○	○	○	○
410114	Patented Pedelec garage with loading height extension up to 124 cm* <sup>42)</sup>	610500	370	15	-	-	-	-	○	-	-	○
410925	Insertion and transport system for 2 Pedelecs/E-bikes (only in conjunction with Pedelec garage option)		535	20	-	-	-	-	○	-	-	○
410720	Large scooter garage door on the passengers side		425	-	○	○	○	○	○	○	○	○
410840	Additional rear bed window at drivers side		295	10	-	○	-	-	-	-	-	-
410785	Mini Heki skylight above fold-down bed		255	1	○	○	○	○	○	○	○	○
410850	Electric extractor hood, exhaust and supply air function above the kitchen area		300	3	○	○	○	○	○	○	○	○
<b>Electrical system</b>												
510020	Second 80 Ah add-on battery in existing battery centre		340	25	○	○	○	○	○	○	○	○
510081	Solar energy system: 2 x 100 Watt <sup>14)</sup>		1,705	20	○	○	○	○	○	○	○	○
510101	Solar energy system: 1 x 135 Watt <sup>14)</sup>		1,190	15	○	○	○	○	○	○	○	○
510201	Carthago security alarm system (living area ultrasonic sensors, door and scooter garage contact switch, panic alarm function, vehicle turn signal activation, KO gas - propane / butane gas sensor) <sup>35)</sup>		680	5	○	○	○	○	○	○	○	○
510255	Socket bundle with additional sockets (3 x 230 V, available from 10/2018) <sup>45)</sup>		255	3	○	○	○	○	○	○	○	○

\* Adaptation of fresh water / waste water tank volumes to 160/110 l

Article no.		not in conjunction with option	£ incl. 20 % VAT	Added weight kg	I 141 LE	I 142 DB	I 143 LE	I 144 LE	I 144 QB	I 148 LE	I 149 LE	I 150 QB
<b>Gas / Water / Other</b>												
610020	Truma Duo Control CS with crash sensor / de-icing function		270	5	○	○	○	○	○	○	○	○
610021	Gas filter for Truma Duo Control CS (only in conjunction with Truma Duo Control CS)		230	1	○	○	○	○	○	○	○	○
610045	Comfort gas bottle pull-out system (easy exchange of gas bottles, only in conjunction with Truma Duo Control CS option)		370	10	○	–	○	–	–	–	–	–
610140	Warm/cold exterior shower in scooter garage at passenger side		250	5	○	○	○	○	○	○	○	○
610480	Scooter garage upgrade with needle felt and luggage nets		255	10	○	○	○	○	○	○	○	○
610500	Aluminium chequered floor for scooter garage	410114	125	20	○	○	○	○	○	○	○	○
<b>Kitchen / Appliances</b>												
550065	145 l Slim-Tec refrigerator combination with separate freezer compartment and gas oven		505	18	–	–	–	○	○	–	–	–
550082	160-l Tec-Tower fridge combination with separate freezer compartment with grill and gas oven <sup>22)</sup>		765	20	–	○	–	–	–	○	○	○
550067	Gas oven with grill in kitchen base unit <sup>37)</sup>		780	12	○	–	○	–	–	–	–	–
550287	Capsule coffee maker (Dolce Gusto) with connecting kit including pull-out system in overhead storage cabinet in the shape of a vertical wave		235	2	○	○	○	○	○	○	○	○
<b>Heating / Air conditioning</b>												
650040	Truma Combi 6E (additional electric heating element 2 x 900 Watt /230 V)		505	2	●	●	●	●	●	●	●	●
650100	Sirocco 3 KW warm air heat exchanger beneath driver's seat	650230	275	15	●	●	●	●	●	●	●	●
650160	Webasto warm water auxiliary fuel heater incl. engine pre-heating function <sup>18)</sup>		1,690	10	○	○	○	○	○	○	○	○
650230	ALDE warm water heating, operated with 230V electricity or gas, with booster in driver's cabin	650100	2,470	45	–	●	–	–	–	●	●	●
650240	ALDE heat exchanger for heating living area with engine heat during driving, incl. engine preheating function	810680 650100	765	13	–	●	–	–	–	●	●	●
<b>Radio/Multimedia/TV</b>												
710026	Radio/CD/DVD Double DIN with DAB+, Bluetooth, USB, Music Connect with touch screen in driver's cabin		480	5	●	●	●	●	●	●	●	●
710084	Driver's cabin media centre with DAB+, navigation function and motorhome route guidance <sup>19)</sup>		1,155	12	○	○	○	○	○	○	○	○
710160	Carthago reversing camera system, single camera lens integrated in rear wall incl. 7" colour monitor at side of dashboard		855	6	●	●	●	●	●	●	●	●
710180	Carthago reversing camera system, double lens and shutter on rear wall incl. 7" colour monitor at side of dashboard		1,365	7	○	○	○	○	○	○	○	○
710575	Service camera on the waste water tank drain pipe with display via double DIN monitor in the dashboard, only with radio, media centre or reversing camera options		335	2	○	○	○	○	○	○	○	○
710521	22" LED flat screen for TV pull-out system <sup>39)</sup>		1,020	9	●	–	●	●	●	–	–	–
710547	24" LED flat screen for TV pull-out system <sup>39)</sup>		1,060	10	–	●	–	–	–	●	●	●
710460	Additional TV connection in rear bed area incl. connecting kit <sup>36) 44)</sup>	710470	250	3	–	○	–	○	○	–	–	○
710471	Carthago special TV pull-out system for standard TV cabinet in sleeping area (extends into centre aisle) incl. connecting kit for lengthways single beds models <sup>36)</sup>		575	8	●	–	●	–	–	●	●	–
710470	24" LED flat screen incl. receiver and speaker for rear bed area integrated into furniture construction (only suite floor plans or only in sleeping area TV package) <sup>39)</sup>	710460	1,060	10	●	–	●	–	–	●	●	●
<b>Satellite systems</b>												
750041	Teleco Flatsat Classik 85 satellite system with CI slot <sup>14) 23)</sup>		2,470	28	○	○	○	○	○	○	○	○
750046	Teleco Flatsat Classik 85 satellite system with skew and twin LNB for second receiver with CI slot <sup>14) 23)</sup>		2,645	30	○	○	○	○	○	○	○	○

○ = Special equipment X = Standard equipment – = not possible ● = contained in package





Article no.		not in conjunction with option	£ incl. 20 % VAT	Added weight kg	I 141 LE	I 142 DB	I 143 LE	I 144 LE	I 144 QB	I 148 LE	I 149 LE	I 150 QB
<b>Interior/Worlds of living/Worlds of sleeping</b>												
810027	Casablanca World of Style: furniture surfaces with Bicolour look consisting of light noble cherry and high gloss ivory		505	-	○	○	○	○	○	○	○	○
810260	Rear bed with Carawinx point elastic under springing system instead of sprung slatted frame		385	5	○	○	○	○	–	○	○	○
810340	Fold-down bed with Carawinx point elastic springing instead of slats		335	5	○	○	○	○	○	○	○	○
810360	Electrically operated fold-down bed		840	5	○	○	○	○	○	○	○	○
810440	Without fold-down bed, roof storage compartments above driver's cabin instead		490	-40	○	○	○	○	○	○	○	○
810580	Lounge seating group can be converted into a sleeping place	810830	365	10	–	○	○	○	○	○	○	○
810680	5th seat in side seat bench with 3-point seat belt		505	10	–	○	–	–	–	○	○	○
810100	Carpet for living area <sup>5)</sup>		295	6	○	○	○	○	○	○	○	○
810120	Carpet for driver's cabin area		135	4	○	○	○	○	○	○	○	○
<b>Living area materials</b>												
850040	Venezia – Antara / fabric combination		<b>Standard</b>	-	X	X	X	X	X	X	X	X
850060	Barcelona – Antara / fabric combination		<b>Standard</b>	-	X	X	X	X	X	X	X	X
850120	Toulouse - Antara fabric combination (only in combination with option: Casablanca World of Style)		<b>Standard</b>	-	X	X	X	X	X	X	X	X
850030	Malaga – textile leather fabric combination		310	3	○	○	○	○	○	○	○	○
850146	Ancona – textile leather fabric combination		310	3	○	○	○	○	○	○	○	○
850180	Macchiato part leather – leather / fabric combination		1,105	7	○	○	○	○	○	○	○	○
850200	Savannah part leather – leather / fabric combination	810027	1,105	7	○	○	○	○	○	○	○	○
850222	Ivory part leather – leather / fabric combination		1,105	7	○	○	○	○	○	○	○	○
850242	Ivory leather		2,730	10	○	○	○	○	○	○	○	○
850291	Sand leather		2,730	10	○	○	○	○	○	○	○	○
850296	Macchiato leather		2,730	10	○	○	○	○	○	○	○	○
850265	Stone Bicolour leather		2,815	10	○	○	○	○	○	○	○	○
850501	Carthago world of sleep & deco-set consists of: one or three decorative cushions (depending on floor plan), a Jacquard house blanket with woven-in Carthago logo and a fitted sheet set to match the respective floor plan		300	7	○	○	○	○	○	○	○	○





### The fascination of the Carthago Liner class:

elegance, comfort and extravagance



#### Exclusive front and rear design:

- "Carthago v-face" front design
- Modern GRP bus rear



#### Comfort-related floor plans:

- Front round seating group with side seat bench and rectangular table
- Slide-out storage cabinet
- Coffee machine lift
- Separable changing room



#### Double floor basement with huge, heated storage space:

- Usable height up to 70 cm
- Exterior access via several large hatches. Convenient interior access via the L-shaped seat bench cover of the L-shaped lounge seating group and via the swing-up side seat bench and large living area floor hatch
- Large, central through-loading space (interior height 22 cm) with deeply lowered storage cellar (usable height 46 cm), easy to load via the entrance door via large, adjustable living area floor hatches
- Entire double floor heated with climate storage function



#### Above average self-sufficiency:

- 170 l fresh water / 140 l waste water
- 2 x 80 Ah batteries



#### AL-KO low frame "special light":

- Permissible gross vehicle weight 3.5 t to 4.5 t / or 5.4 t with AL-KO low frame for double axle (depending on floor plan)



#### Carthago body concept for Liner premium class:

- High-stability chassis connection using frame member (roof-wall/floor-wall)
- Completely wood-free construction with water repellent RTM hard foam and insulating core
- Aluminium interior walls as lightning strike protection
- Microfibre climate-regulating wall covering

### Basic vehicle

#### Fiat Ducato with AL-KO low frame

- Engine: Diesel 2.3 l Multi-Jet, 130 HP (96 kW), 4 cylinders, 320 Nm, 6, 6-speed gearbox, front-wheel drive
- Driver & passenger airbag, ABS, electric immobiliser, ESP, ASR, hill holder, Hill Descent Control (HDC), Traction Plus
- Glove box in driver's cabin between driver and passenger
- LED daytime driving light
- Fog light
- Wheel trim with Carthago lettering
- Mud flaps on the front and rear axle
- Fuel tank 90 l

### Main cabin

#### Bodywork concept of the Liner premium class

- Completely wood-free body shell
- Roof outer shell GRP: Hail protection, floor panel with GRP at top and bottom: moisture and stone chipping protection, rot resistant
- Roof/wall connection via curved roof and frame member, increases rigidity of body
- Side walls/rear wall: aluminium on outside and inside (heat storage effect: 1,000 times higher conductivity than wood), RTM hard foam insulating core in roof, floor and side walls (no moisture absorption possible)
- Thermal bridge-free and highly stable chassis connection via shape-fitting bonded aluminium frame members with additional cold-stop
- Side roof rack system, easy accessory attachment and rain deflection
- roof surface can be walked on
- Total wall and roof thickness, 38 mm
- Carthago lighting protection tested: Faraday cage by means of aluminium chassis interior and additional lightning protection measures
- 10-year leak-free guarantee
- Exterior hatches made from the original side wall material "Carthago Isoplus" for uninterrupted insulation
- Double hatch seal: internal/external (external seal as protection against splashed water)
- Exterior hatches with concealed recessed hinges: Elegant, seamlessly integrated look
- Fuel tank lid flush-mounted into the side wall (car standard)
- Segmented side skirts made from aluminium extruded profiles, powder coated (easy to repair)
- GRP bus rear with double-shell insulation (separate rear bumper, easy to repair in the event of damage)
- Carthago rear lights in modern design with Carthago "C" branding as LED lamp unit
- Heki III panorama skylight above lounge seating group 90 x 60 cm
- Seitz S4 main cabin window, cold thermal bridge-free double frame with insulated glazing, insect screen blind, pleated blackout blind and window stay
- Main cabin door "premium two" with central locking and security double locking, two locking bolts, door window with insulated glazing, pleated blackout blind and separate insect screen roller blind
- Exterior LED light above cabin door with integrated rain deflector
- Electrically extendible entrance step, additional operation via driver's cabin and warning buzzer
- Cabin door entrance lowered in insulated double floor heated to prevent cold coming in
- Carpet in entrance area
- Carthago entry lighting in the entrance area
- Safety key system for all cabin doors and hatches

### Carthago driver's cabin

- Driver's cabin visibility concept with dashboard lowered towards the front with view of road surface at 2.77 m for active driving
- Front pleated windscreen blind with honeycomb structure for best possible insulation, vertical operation (sun blind, privacy and light blocking with protection from heat and cold)
- "Bestview" bus mirror system with large main and wide angle for perfect all-round visibility, electrically adjustable
- Single level transition from the living area to driver's cabin
- Front mask in high-quality, GRP structure with double-shell insulation, some attachments can be individually replaced
- Aguti "Roadliner" comfort seats for driver and passenger incl. logo in fine wood inlay, rotatable, upholstered in same material as living area, with integrated seat belts and adjustable armrests at both sides
- Exclusive dashboard with leather-covered moulded part, practical side-

- board, integrated reversing camera monitor and two cup holders
- Bottom panelling for fold-down bed covered with leather with framed sun visor, LED spotlights
- Driver's cabin door with security double locking, electrically adjustable windows and additional rain gutter
- Low and thus comfortable door entrance
- Pleated blackout blind behind side windows (can be operated from the side)
- Large sideboard with practical storage compartment on passenger side
- LED ambient lighting in the drivers cabin, can be dimmed separately
- Engine compartment noise insulation with extra "Silence" noise insulation package
- Driver's cabin access with practical shelf and entrance lighting
- 230 V/12 V/USB sockets in driver's cabin/front seating group area

### Double floor basement with huge, heated storage space

#### Functions:

- On board technology mount, storage space and climate storage, under-floor heating, integrated for driving stability
- Stepless, continuous floor in living area
- Underfloor heating effect: heat is stored in the insulated double floor and radiates from below into the entire living area floor
- Double floor basement with massive, heated storage compartment, usable height up to 70 cm, exterior access via several large hatches, convenient access from the inside via L-shaped lounge seating group L-shaped seat bench cover and via the swing-up side seat bench as well as the large living area floor hatch, large central through-loading space (interior height 22 cm) with extra-low basement storage compartment (usable height 46 cm), easy to load through the entrance door via the large living area floor hatch
- Integrated central water drain in large basement storage compartment can be operated from inside and outside
- LED lighting of double floor storage compartment

### Scooter garage

- Large scooter garage, extra low for more interior height
- Convenient loading through the low loading edge
- Lowering via shape-fitting, bonded aluminium frame member, can be loaded up to 350 kg
- Access via two large side doors at the passenger and driver side
- Garage floor: original floor panel with GRP on outside and inside, garage floor with anti-slip coating
- Garage insulated all round and heated – frostproof
- Lashing system for securing luggage using stable frame members incl. 8 lashing eyes
- 230 V socket

### Interior design

- Linea classica World of Style: furniture surfaces in wild pear with channelling and chrome inlay
- Kitchen and kitchen overhead cabinet doors in Yacht One design, high gloss ivory

#### Superior equipment line:

- Expanded exterior decor 5\*\*\*\*\*
- 16" aluminium wheels in Bicolour polished black / silver
- Furniture surfaces in Siena Bicolour decor with high gloss ivory overhead cabinet doors in living area
- Kitchen worktop in solid and joint-free Corian version
- Thetford C 260 toilet with ceramic insert

### Living area

- "Exclusiveline" furniture architecture: unique elegance by means of flowing stylistic elements, rounded, exclusive furniture surfaces
- Continuous living area standing height 1.98 m
- Forward round seating group in driver's cabin / living area with side seat bench, room for up to 5 persons with two 3-point seat belts in the direction of travel including neck supports
- Model 5.3 QB SL: XL lounge seating group with side sofas opposite and extra wide aisle to driver's cabin
- Model XL: Lounge seating group in driver's cabin / living area with extra large living area table and long side couch with opening sleeping / seating area at passenger side
- Large living area table, slides in 2 directions and rotates by 180° (using foot pedal)

- Shoe cabinet with storage system integrated in the base of the seat bench
- Living room seat padding with multilayer premium foam core and back support function
- "Quick-up" 32" TFT pull-out system behind the side seat bench backrest (40" XL models)
- L-shaped seat bench cover with access to double floor storage space with patented fitting, easy to open without removing upholstery
- Durafix double connection technology: furniture parts bolted and mortised for a durable connection, top stability and permanent quietness without annoying rattling furniture noise during travel
- Solid metal, household-quality holder rods, hinges and rails
- Door closer with soft cushioning prevents noises being caused while travelling
- Roman blind system on all living area windows, pleated in household quality: easy to operate with chain, system can be completely removed for cleaning, additional decorative curtain matching living area upholstery
- Interior of walls and roof with microfibre climate-regulating wall covering for an exclusive living room ambience and for regulating the living area climate

### Kitchen

- Robust kitchen work surface in "Savannah" decor with Corian drip edge
- Work surface lit from underneath with LED light strip
- "Easy glide" drawers on rollers, self-closing with anti-slam
- Kitchen units with central pull-out and two separate waste bins
- "Flex" drawer organizer for individual arrangement of drawers
- Separate drawer for cutlery with organiser, bottle holder
- "Professional Gourmet" 3-ring hob with split glass cover for additional surface space with robust cast iron grate and easy-clean glass surface
- Stainless steel round sink flush mounted in the worktop, with split and multifunctional sink cover (flush work surface, cutting board or additional storage area)
- Practical wall holder for sink cover as additional work surface/cutting board
- High designer tap made from high-quality metal, with ceramic seal and extending spray head
- Kitchen rear wall in cream decorative glass
- Coffee machine lift can be lowered from overhead storage cabinet
- Bar cupboard with decorative glass door and interior lighting
- 160 l refrigerator with separate freezer compartment, automatic energy source finder 12 V / 230 V / gas operation
- Slide-out storage cabinet (models 4.2 DB, 4.8 LE, 5.9 XL LE, 6.2 XL QB room-high)
- Electric extractor hood above the kitchen area with exhaust and supply air function
- 230 V socket under the roof storage compartments

### Bathroom / changing room

#### Changing room & room partitioning:

- Changing room with lockable room dividing door from living area and room pleated dividing blind from the sleeping area (model 4.2 DB)
- Separate Changing Room: solid wooden sliding door in front of bedroom - washroom door as room partitioning from living area (models 1 4.8 LE, 4.9 LE L, 5.0 QB L)
- Separate Changing Room: pull-out room dividing and television wall in front of the bedroom - washroom door as room partition from living area (models 1 5.0 QB, 5.3 QB SL)
- Separate Changing Room: pull-out room partitioning and television wall (models 5.0 QB Suite, 5.8 XL QB Suite with fixed room dividing and television wall; 5.9 XL LE with wooden sliding door in front of bedroom) and full length mirror in front of bedroom - room-high sliding door as room partition from living area (models 5.0 QB Suite, 5.8 XL Suite, 5.9 XL LE, 6.2 XL QB)
- Room-high wardrobe with two clothes rails and shelf integrated in the changing room (model 4.8 LE, 4.9 LE L, 5.0 QB L, XL models)

#### Combined bathroom with round shower that can be separated off:

- Completely separable round shower with wrap-around door
- Shower tray with 2 drains for position-independent water drainage
- Shower / bathroom floor with real wood teak inlays, removable for showering
- Height-adjustable hand shower on chrome shower stack
- Mini-Heki skylight in washing area
- Wash stand base unit with toilet paper holder and storage compartment
- Large mirror storage cabinet with shelves



- Single mixer tap with high-quality ceramic sealing
- Thetford C 260 standard cassette toilet
- Solid bathroom door with interior hinges, metal handle and door lock

### XL bathroom (XL models, not Suite models):

- XL room concept with open washing area and designer washbasin in XL format
- Mini Heki skylight in changing area
- Pull-out television wall with room dividing function from bedroom with two-piece full length mirror
- XL round shower with waterproof shower insert with same design as living area floor, easy to remove for cleaning purposes
- Separate shower room with micro-Heki skylight above, including pleated blackout blind
- Shower head height-adjustable on chrome rail
- Shower room design with dark granite look (shower tray and shower corner pillar) with coat hooks
- Shower walls with sandstone decor
- Additional warm water underfloor heating: additional heating coils in bathroom double floor area
- Mini-Heki skylight in toilet room
- Separate toilet room with side window, practical towel warmer and Thetford C 260 standard cassette toilet as well as footwell extension

### Bathroom:

- Separate, spacious shower room at opposite side with two position-independent drains
- "One level" shower access
- Shower with waterproof shower insert with same design as living area floor, easy to remove for cleaning purposes (not models 5.0 QB Suite, 5.8 XL QB Suite)
- Shower insert in living room floor design, can be removed for showering (models 5.0 QB Suite, 5.8 XL QB Suite)
- Shower head height-adjustable on chrome rail
- Skylight for ventilation in shower
- Washing room with mini Heki skylight
- Wash stand base unit with toilet paper holder and storage compartment
- Large mirror storage cabinet with shelves
- Single mixer tap with high-quality ceramic sealing
- Thetford C 260 standard cassette toilet
- Solid bathroom door with metal handle and door lock
- Practical double function door for simultaneous separation of sleeping area / bathroom area from toilet (not XL models)

## Sleeping

### Fold-down bed above the driver's cabin area:

- Storage cabinet with front flap beneath fold-down bed
- Largest sleeping area 195 x 160 cm in its class
- Two-part slatted frame and quality mattress
- Extra lowered position of the bed: easy access to the bed and excellent sitting height in bed, climb into bed via the side seat (no ladder required)
- Stable and wobble-free in lowered sleeping position
- Book shelf and LED spotlights
- Dividing curtain between fold-down bed and living area
- Mini Heki skylight above fold-down bed

### Fixed beds in the rear area:

- Medically recommended Carawinx point elastic sleeping system, heated and ventilated
- Quality 7-zone cold foam mattress for optimal and healthy sleeping comfort
- Lengthways single beds / queen-size bed: adjustable head section
- Sleeping area extension between the lengthways single beds using additional mattress (no ladder needed)
- Convenient access steps can be pulled out towards the front when the sleeping area extension is being used (lengthways single bed floor plans)
- Seitz S4 cabin window at driver and passenger sides
- Lengthways single beds: integrated TV cabinet in bedroom with shelf base
- Queen sized bed: Wardrobes on left and right next to the queen-size bed
- Wardrobes beneath the lengthways single beds, easily accessible from front and above via the lift function - recess in the double floor for additional volume
- Mini-Heki skylight above rear bed
- All-round roof storage compartment with large storage volume (queen-size bed floor plan: overhead storage cabinets above bed)

## On-board technology

### Water:

- Fresh water and waste water tanks integrated in the heated double floor, frost-free and for optimal centre of gravity (volume: 170 l of fresh water, 140 l of waste water)
- Fresh and waste water tanks with cleaning cap accessible via living area floor hatch and scooter garage (depending on model)
- Drain cocks positioned in the double floor, frost-free and easily accessible (central water drain)
- Water supply via low-maintenance and reliable water pressure pump system
- Waste water hose set for easy disposal

### Gas:

- External gas compartment, in low position and therefore easy to access
- Holds 2 x 11 kg gas bottles, separate exterior hatch with stay
- Gas taps easily accessible in kitchen area

### Electricity:

- Electric centre, easily accessible in scooter garage incl. chargers/fuses/ fuse protection, 16 A automatic charger, electronic control, automatic shut-off when voltage too low, including vehicle battery charging function
- Heated battery centre with 2 x 80 Ah gel batteries, in double floor, access via double floor storage compartment at passenger side, with main power switch (in passenger side wardrobe in XL models)
- Truma CP+ digital operating panel for warm air heating, easy to operate, within technical panel above entrance door
- Backlit multi-function panel, easy to operate, within technical panel above entrance door

### Innovative lighting concept:

- LED spotlights in living area above seating group beneath overhead storage cabinets and beneath rear bed, kitchen and fold-down bed overhead storage cabinets
- Ceiling canopy with additional LED spotlights and indirect LED lighting for cosy ambience
- LED spot light with background lighting in the entrance area
- Lighting system in the living area continuous dimmer function so you can choose your own lighting mood

### TV:

- TV connection kit in side seat bench backrest as preparation for 32" TV pull-out system
- Model XL: TV connection wiring for 40" flat screen

## Heating technology

- Truma Combi 6 hot air storage heating system, gas powered
- XL models: ALDE warm water heating, operated using 230 V electricity or gas, incl. 230 V heating cartridge, warm water boiler, venting valves, numerous convector heaters in the driver's cabin, living area, double floor and rear garage
- Numerous hot air outlets in driver's cabin, dashboard support in driver's cabin, entry door, living area, double floor as well as in the rear garage
- Targeted dashboard heating for additional warming of driver's cabin area: dashboard acts as "radiator" with widespread heating effect
- Underfloor heating from heated climate storage double floor
- Additional warm water underfloor heating: additional heating coils in XL - bathroom double floor area



## Comprehensive equipment fitted as standard:

- GRP rear with bus look
- Two large garage doors
- Double floor storage compartment "easy entry" with central through-loading space
- Extra low double floor basement storage compartment with central water drain
- Main cabin door "premium two"
- Coffee machine lift
- Slide out storage cabinet
- Medically recommended sleeping system Carawinx



	I 4.2 DB	I 4.8 LE	I 4.9 LE
Standard chassis	Fiat Ducato AL-KO low frame 35 light	Fiat Ducato AL-KO low frame 35 light	Fiat Ducato AL-KO low frame 35 light
Basic motorisation	Diesel 2.3 I (130 HP/96 kW)	Diesel 2.3 I (130 HP/96 kW)	Diesel 2.3 I (130 HP/96 kW)
Length/width/height (in mm) <sup>1) 2) 3)</sup>	6,850/2,270/2,890	7,400/2,270/2,890	7,390/2,270/2,890
Wheelbase (in mm)	3,800	4,143	4,143
Double floor height/Basement storage (in mm)	220/460	220/460	220/460
Standing height in living area (in mm)	1,980	1,980	1,980
Rear garage interior height (in mm)	1,200	1,200	1,200
Door width/height rear garage passenger side (in mm)	1,040/1,140	1,040/1,140	1,040/1,140
Door width/height rear garage driver side (in mm)	1,050/1,140	1,050/1,140	1,050/1,140
Tech. permissible total weight (in kg) <sup>6)</sup>	3,500	3,500	3,500
Weight in running order (in kg) <sup>6) 7) 9)</sup>	3,065	3,180	3,210
Unladen weight in finished factory condition (in kg)	2,880	2,995	3,025
Max. towed load (in kg) <sup>10)</sup>	2,000	2,000	2,000
Maximum number of seats with 3-point seat belt while driving <sup>5)</sup>	4/5 <sup>15)</sup>	4/5 <sup>15)</sup>	4/5 <sup>15)</sup>
Standard / optional sleeping places	4/5	4/5	4/5
Rear bed dimensions (in mm)	2,100 x 1,470/1,350	2,000/2,000 x 850	2,000/1,900 x 850
Folding bed dimensions (in mm)	1,950 x 1,600	1,950 x 1,600	1,950 x 1,600
Sitting group bed conversion dimensions (in mm)	1,950 x 1,330/700	1,950 x 1,330/700	1,950 x 1,330/700
Fridge volume/of which freezer compartment (in l)	160/30	160/30	160/30
Heating system	Truma Combi 6	Truma Combi 6	Truma Combi 6
Fresh water volume (in l)	170	170	170
Waste water volume (in l)	140	140	140
Battery capacity (in Ah Gel)	2 x 80	2 x 80	2 x 80
230 V/12 V/USB sockets	5/1/2	5/1/2	5/1/2
Article no.	130120	130160	130170



### Comprehensive equipment fitted as standard:

- GRP rear with bus look
- Two large garage doors
- Double floor basement with central through-loading space
- Extra low double floor basement storage compartment with central water drain
- Main cabin door "premium two"
- Coffee machine lift
- Slide out storage cabinet
- Medically recommended sleeping system Carawinx



	I 4.9 LE L	I 5.0 QB	I 5.0 QB L	I 5.0 QB Suite	I 5.3 QB SL
Standard chassis	Fiat Ducato AL-KO low frame 40 heavy	Fiat Ducato AL-KO low frame 35 light	Fiat Ducato AL-KO low frame 40 heavy	Fiat Ducato AL-KO low frame 40 heavy	Fiat Ducato AL-KO low frame 40 heavy
Basic motorisation	Diesel 2.3 l (130 HP/96 kW)	Diesel 2.3 l (130 HP/96 kW)	Diesel 2.3 l (130 HP/96 kW)	Diesel 2.3 l (130 HP/96 kW)	Diesel 2.3 l (130 HP/96 kW)
Length/width/height (in mm) <small>1) 2) 3)</small>	7,770/2,270/2,890	7,480/2,270/2,890	7,780/2,270/2,890	7,570/2,270/2,890	7,788/2,270/2,890
Wheelbase (in mm)	4,343	4,143	4,343	4,143	4,343
Double floor height/Basement storage (in mm)	220/460	220/460	220/460	220/460	220/460
Standing height in living area (in mm)	1,980	1,980	1,980	1,980	1,980
Rear garage interior height (in mm)	1,200	1,150/1,240*	1,150/1,240*	1,150/1,240*	1,150/1,240*
Door width/height rear garage passenger side (in mm)	1,050/1,140	1,050/1,100	1,050/1,100	1,050/1,100	1,050/1,100
Door width/height rear garage driver side (in mm)	1,050/1,140	1,050/1,100	1,050/1,100	1,050/1,100	1,050/1,100
Tech. permissible total weight (in kg) <sup>6)</sup>	4,250	3,500	4,250	4,250	4,250
Weight in running order (in kg) <sup>6) 7) 9)</sup>	3,345	3,150	3,315	3,335	3,360
Unladen weight in finished factory condition (in kg)	3,160	2,965	3,130	3,150	3,175
Max. towed load (in kg) <sup>10)</sup>	2,000	2,000	2,000	2,000	2,000
Maximum number of seats with 3-point seat belt while driving <sup>5)</sup>	4/5 <sup>15)</sup>	4/5 <sup>15)</sup>	4/5 <sup>15)</sup>	4/5 <sup>15)</sup>	4 <sup>15)</sup>
Standard / optional sleeping places	4/5	4/5	4/5	4/5	4/5
Rear bed dimensions (in mm)	2,000/2,000 x 850	1,950 x 1,450	1,950 x 1,450	1,950 x 1,450	1,950 x 1,450
Folding bed dimensions (in mm)	1,950 x 1,600	1,950 x 1,600	1,950 x 1,600	1,950 x 1,600	1,950 x 1,600
Sitting group bed conversion dimensions (in mm)	1,950 x 1,330/700	1,950 x 1,330/700	1,950 x 1,330/700	1,950 x 1,330/700	1,950 x 1,240/1,020
Fridge volume/of which freezer compartment (in l)	160/30	160/30	160/30	160/30	160/30
Heating system	Truma Combi 6	Truma Combi 6	Truma Combi 6	Truma Combi 6	Truma Combi 6
Fresh water volume (in l)	170	170	170	170	170
Waste water volume (in l)	140	140	140	140	140
Battery capacity (in Ah Gel)	2 x 80	2 x 80	2 x 80	2 x 80	2 x 80
230 V/12 V/USB sockets	5/1/2	5/1/2	5/1/2	5/1/2	5/1/2
Article no.	130179	130180	130189	130187	130196
					<b>99,500</b>

\* in conjunction with Optional Pedelec garage with interior height increased to 1,240 mm

## chic c-line I superior:

- Extended outer decor
- Furniture surfaces in Siena Bicolour design
- Kitchen worktop in solid and joint-free Corian version
- Thetford C 260 toilet with ceramic insert
- 16-inch alloy rims



	I 4.9 LE superior	I 4.9 LE L superior	I 5.0 QB superior	I 5.0 QB L superior
Standard chassis	Fiat Ducato AL-KO Low frame 35 light	Fiat Ducato AL-KO Low frame 40 heavy	Fiat Ducato AL-KO Low frame 35 light	Fiat Ducato AL-KO Low frame 40 heavy
Basic motorisation	Diesel 2.3 l (130 HP/96 kW)	Diesel 2.3 l (130 HP/96 kW)	Diesel 2.3 l (130 HP/96 kW)	Diesel 2.3 l (130 HP/96 kW)
Length/width/height (in mm) <sup>1) 2) 3)</sup>	7,390/2,270/2,890	7,770/2,270/2,890	7,480/2,270/2,890	7,780/2,270/2,890
Wheelbase (in mm)	4,143	4,343	4,143	4,343
Double floor height/Basement storage (in mm)	220/460	220/460	220/460	220/460
Standing height in living area (in mm)	1,980	1,980	1,980	1,980
Rear garage interior height (in mm)	1,200	1,200	1,150/1,240*	1,150/1,240*
Door width/height rear garage passenger side (in mm)	1,150/1,140	1,150/1,140	1,150/1,100	1,150/1,100
Door width/height rear garage driver side (in mm)	1,150/1,140	1,150/1,140	1,050/1,100	1,050/1,100
Tech. permissible total weight (in kg) <sup>6)</sup>	3,500	4,250	3,500	4,250
Weight in running order (in kg) <sup>6) 7) 9)</sup>	3,230	3,365	3,170	3,335
Unladen weight in finished factory condition (in kg)	3,045	3,180	2,985	3,150
Max. towed load (in kg) <sup>10)</sup>	2,000	2,000	2,000	2,000
Maximum number of seats with 3-point seat belt while driving <sup>5)</sup>	4/5 <sup>15)</sup>	4/5 <sup>15)</sup>	4/5 <sup>15)</sup>	4/5 <sup>15)</sup>
Standard / optional sleeping places	4/5	4/5	4/5	4/5
Rear bed dimensions (in mm)	2,000/1,900 x 850	2,000/2,000 x 850	1,950 x 1,450	1,950 x 1,450
Folding bed dimensions (in mm)	1,950 x 1,600	1,950 x 1,600	1,950 x 1,600	1,950 x 1,600
Sitting group bed conversion dimensions (in mm)	1,950 x 1,330/700	1,950 x 1,330/700	1,950 x 1,330/700	1,950 x 1,330/700
Fridge volume / of which freezer compartment (in l)	160/30	160/30	160/30	160/30
Heating system	Truma Combi 6	Truma Combi 6	Truma Combi 6	Truma Combi 6
Fresh water volume (in l)	170	170	170	170
Waste water volume (in l)	140	140	140	140
Battery capacity (in Ah Gel)	2 x 80	2 x 80	2 x 80	2 x 80
230 V/12 V/USB sockets	5/1/2	5/1/2	5/1/2	5/1/2
Article no.	130171	130177	130181	130188

\* in conjunction with Optional Pedelec garage with interior height increased to 1,240 mm



### chic c-line I XL:

- Double axle, permissible gross vehicle weight 5,000 kg
- ALDE warm water heating standard
- Insulating double glazing in driver's cabin
- New XL bathroom



**I 5.8 XL QB Suite**

**I 5.9 XL LE**

**I 6.2 XL QB**

Standard chassis	Fiat Ducato AL-KO low frame 40 heavy DA	Fiat Ducato AL-KO low frame 40 heavy DA	Fiat Ducato AL-KO low frame 40 heavy DA
Basic motorisation	Diesel 2.3 I (130 HP/96 kW)	Diesel 2.3 I (130 HP/96 kW)	Diesel 2.3 I (130 HP/96 kW)
Length/width/height (in mm) <sup>1) 2) 3)</sup>	8,307/2,270/2,890	8,400/2,270/2,890	8,650/2,270/2,890
Wheelbase (in mm)	3,980+800	4,080+800	4,080+800
Double floor height/Basement storage (in mm)	220/460	220/460	220/460
Standing height in living area (in mm)	1,980	1,980	1,980
Rear garage interior height (in mm)	1,150	1,200	1,150/1,240*
Door width/height rear garage drivers side (in mm)	1,050/1,100	1,050/1,140	1,050/1,100
Door width/height rear garage passengers side (in mm)	1,050/1,100	1,050/1,140	1,050/1,100
Tech. permissible total weight (in kg) <sup>6)</sup>	5,000	5,000	5,000
Weight in running order (in kg) <sup>6) 7) 9)</sup>	3,875	3,835	3,845
Unladen weight in finished factory condition (in kg)	3,690	3,650	3,660
Max. towed load (in kg) <sup>10)</sup>	2,000	2,000	2,000
Maximum number of seats with 3-point seat belt while driving <sup>5)</sup>	4/5 <sup>15)</sup>	4/5 <sup>15)</sup>	4/5 <sup>15)</sup>
Standard / optional sleeping places	4/5	4/5	4/5
Rear bed dimensions (in mm)	1,950 x 1,450	2,000/2,000 x 850	1,950 x 1,450
Folding bed dimensions (in mm)	1,950 x 1,600	1,950 x 1,600	1,950 x 1,600
Sitting group bed conversion dimensions (in mm)	1,950 x 1,330/700	1,950 x 1,330/700	1,950 x 1,330/700
Fridge volume/of which freezer compartment (in l)	160/30	160/30	160/30
Heating system	Alde WW	Alde WW	Alde WW
Fresh water volume (in l)	170	170	170
Waste water volume (in l)	140	140	140
Battery capacity (in Ah Gel)	2 x 80	2 x 80	2 x 80
230 V/12 V/USB sockets	5/1/2	5/1/2	5/1/2
Article no.	130197	130200	130188

\* in conjunction with Optional Pedelec garage with interior height increased to 1,240 mm

Article no. 212050

Super package <sup>9)</sup>	100 kg	
<b>Price in £</b>		<b>4,145</b>
<b>Your savings</b>		<b>2,760</b>
Driver's cabin automatic air conditioning <sup>33)</sup>		1,635
Cruise control		270
Central locking of driver's cabin doors and main cabin door, can be operated using radio transmitter in ignition key, with "coming home" function <sup>17)</sup>		360
Carthago "bestview" bus mirror with driver's cabin entrance lighting, mirror housing in Bicolour black / silver-platinum, electrically adjustable		300
Seat surfaces with angle and height adjustment (front/back), driver's cabin seats		425
Dashboard finish consisting of: Dashboard ventilation grille in silver		255
Crank rear steadies to prevent swaying in standing position		325
Bar cabinet with glass holder and glass set above kitchen		315
Rear garage upgrade with needle felt, luggage nets		255
Truma DuoControl CS with crash sensor, automatic changeover and de-icing functions		270
SOG toilet fan, ventilation via roof chimney		255
USB socket in overhead storage cabinet above rear bed		80
Wiring for solar system		170
Wiring for satellite system		170
Wiring for reversing camera (camera with single lens)		170
Radio / DVD double DIN with large touch screen incl. DAB+ radio wiring, roof antenna including 2 speakers in driver's cabin and 2 above lounge seating group, DVB-T 2 reception		795
Carthago reversing camera system with single camera lens integrated in rear part		855
Total price of individual options		6,905
210330 <b>SURCHARGE</b> Media centre incl. DAB+ with Navigation and motorhome route guidance <sup>19)</sup>		1,030
210300 <b>SURCHARGE</b> Reversing camera with double lens and shutter at rear wall instead of single lens		515

Article no. 210700 210730

Kitchen / coffee <sup>9)</sup>	12/12 kg	with filter coffee machine	with capsule coffee maker
<b>Price in £</b>		<b>1,265</b>	<b>1,385</b>
<b>Your savings</b>		<b>290</b>	<b>295</b>
Inverter for 12 V to 230 V, 1,800 Watt, mains priority circuit		1,445	1,445
Krups coffee machine		110	-
Capsule coffee maker (Dolce Gusto) for standard coffee machine lift		-	235
Total price of individual options		1,555	1,680

Article no. 210451 210464

Living area TV package <sup>9)</sup>	18/15 kg	32" (Not XL models)	40" (Only XL models)
<b>Price in £</b>		<b>1,280</b>	<b>1,535</b>
<b>Your savings</b>		<b>550</b>	<b>725</b>
"Quick up" 32" TV pull-out system incl. connecting kit, system can be swivelled		385	-
LED 32" flat screen incl. receiver <sup>39)</sup>		1,445	-
Electric pull-out for 40" LED flat screen		-	730
LED 40" flat screen incl. receiver <sup>39)</sup>		-	1,530
Total price of individual options		1,830	2,260
210211 <b>SURCHARGE</b> Teleco Flatsat Classic 85 satellite system with CI slot <sup>14) 23)</sup>		2,130	2,130





Article no.	210580	210581	210584
<b>Sleeping area TV package<sup>9)</sup></b>	Models I 4.8 LE, 4.9 LE L, 5.9 XL LE	Models I 5.0 QB L, 5.0 QB Suite, 5.8 XL QB Suite	Models I 5.0 QB, 5.3 QB SL, 6.2 XL QB
<b>18/13/13 kg</b>			
<b>Price in £</b>	<b>1,105</b>	<b>1,020</b>	<b>1,105</b>
<b>Your savings</b>	<b>530</b>	<b>410</b>	<b>535</b>
Carthago special TV pull-out system for standard TV cabinet in sleeping area (extends into centre aisle) incl. connecting kit <sup>36)</sup>	575	-	-
TV connection in rear bed area incl. connecting kit <sup>36)</sup>	-	370	-
Wiring for TV connection in rear bed area incl. cable set in canopy and cover <sup>36)</sup>	-	-	210
24" LED flat screen <sup>39)</sup>	1,060	1,060	-
24" LED flat screen incl. receiver and TV holder, loudspeaker and integrated contact switch wirelessly integrated in television wall for sleeping area (only in conjunction with connecting kit)	-	-	1,430
Total price of individual options	1,635	1,430	1,640
210212 <b>SURCHARGE</b> Teleco Flatsat Classic 85 satellite system with skew and twin LNB for second receiver with CI slot <sup>14) 23)</sup>	2,180	2,180	2,180

Article no.	210800	210805
<b>Polar package <sup>9)</sup></b>	<b>Truma</b> (not XL models)	<b>ALDE</b> (not XL models)
<b>42/88 kg</b>		
<b>Price in £</b>	<b>1,705</b>	<b>3,325</b>
<b>Your savings</b>	<b>420</b>	<b>1,255</b>
Insulating mat for front and side windows, outside	340	340
Insulating mat for foot area driver's cabin inside	150	150
Insulated double glazing: Driver's cabin side windows / door windows	855	855
Truma Combi 6E (additional electric heating element 2 x 900 Watt/230 V)	505	-
Sirocco 3 KW warm air heat exchanger beneath driver's seat	275	-
ALDE warm water heating, operated with 230 V electricity or gas with driver's cabin booster	-	2,470
ALDE heat exchanger for heating the living area with engine heat incl. engine preheating	-	765
Total price of individual options	2,125	4,580

Article no.		not in conjunction with option	£ incl. 20 % VAT	Added weight kg	I4.2 DB	I4.8 LE	I4.9 LE	I4.9 LEL	I5.0 QB	I5.0 QB L	I5.0 QB Suite	I5.3 QBSL
<b>Fiat Ducato chassis</b>												
310001	Chassis variant Fiat Ducato f40 heavy (total permissible weight 4,250 kg)		1,180	40	○	○	○	X	○	X	X	X
330460	Increased load from 3,500 kg to 3,850 kg		230	-	○	○	○	-	○	-	-	-
330480	Upgrade from 4,250 kg to 4,500 kg for heavy chassis		230	-	○	○	○	○	○	○	○	○
310201	Engine version 150 HP (110 kW), £o 6, 2.3l capacity, 4-cylinder, 380 Nm		1,525	-	○	○	○	○	○	○	○	○
310221	Engine version 177 HP (130 kW), £o 6, 2.3l capacity, 4-cylinder, 400 Nm, incl. leather steering wheel and leather gear knob		3,755	-	○	○	○	○	○	○	○	○
310400	6-speed automatic manual gearbox		1,850	17	○	○	○	○	○	○	○	○
330070	Driver's cabin heated seats (driver / passenger seat)		590	2	○	○	○	○	○	○	○	○
330325	16 inch steel rims Fiat for f35 light chassis		185	4	○	○	○	-	○	-	-	-
330330	16 inch aluminium wheels, Fiat for f35 light chassis		680	-8	○	○	○	-	○	-	-	-
330340	16 inch aluminium wheels, Fiat for f40 heavy chassis		505	-10	○	○	○	○	○	○	○	○
311810	Reinforced spring on front axle for optimal ride comfort	311815	455	3	○	○	○	○	○	○	○	○
330840	AL-KO Air Premium X2 Fully pneumatic suspension on the rear axle with raising / lowering function <sup>13)</sup>		3,035	45	○	○	○	○	○	○	○	○
330880	AL-KO Air Premium X4, 4 channel full pneumatic suspension on the rear and front axle with automatic levelling <sup>13) 20)</sup>		7,345	50	-	○	○	○	○	○	○	○
331341	AL-KO HY4 hydraulic supporting jack system with automatic levelling front and back (available from 12/2018)		6,145	70	○	○	○	○	○	○	○	○
311815	AL-KO "ACS" High Performance front axle spring strut	311810	1,105	3	○	○	○	○	○	○	○	○
311820	AL-KO "ALC" Level Controller rear axle		1,310	25	○	○	○	○	○	○	○	○
331610	LED technology main headlight		850	-	○	○	○	○	○	○	○	○
311400	Trailer coupling		1,415	60	○	○	○	○	○	○	○	○
311430	Trailer coupling in conjunction with Pedelec garage		1,685	50	-	-	-	-	○	○	-	○
<b>Main cabin exterior</b>												
410150	Additional security locks in the drivers cabin door and main cabin door		490	2	○	○	○	○	○	○	○	○
410260	"Silverline" outer colour concept (driver cabin and bodywork in silver) <sup>21)</sup>		2,470	1	○	○	○	○	○	○	○	○
410560	Aluminium roof awning frame, grey canvas, length: 4.5 m		1,280	45	○	○	○	○	○	○	○	○
410580	Aluminium roof awning frame, grey canvas, length: 5.0 m		1,450	50	-	○	○	○	○	○	○	○
410600	Aluminium roof awning frame, grey canvas, length: 5.5m		1,635	55	-	-	-	○	-	○	○	○
410640	Electric roof awning (230V) aluminium frame, grey canvas, length: 5.5 m <sup>43)</sup>		2,045	60	-	-	-	○	-	○	○	○
410660	Winter insulating mat set for front and side windows of driver's cabin, outside		340	10	●	●	●	●	●	●	●	●
410700	Insulating glazing side window / door window driver's cabin		855	10	●	●	●	●	●	●	●	●
410711	Storage space box set, multi-part, tailored for every double floor as a kit		475	25	○	○	○	○	○	○	○	○
410114	Patented Pedelec garage with load height expansion to 124 cm <sup>42)</sup>	610500	370	15	-	-	-	-	○	○	-	○
410925	Insertion and transport system for 2 Pedelecs/E-bikes (only in conjunction with Pedelec garage option)		535	20	-	-	-	-	○	○	-	○
<b>Electrical system</b>												
510212	Truma iNet system for remote control of heating, air conditioning system (optional - if compatible) incl. "Truma LevelControl" (with gas fill level retrieval), app-controlled		625	1	○	○	○	○	○	○	○	○
510081	Solar energy system: 2 x 100 Watt <sup>14)</sup>		1,705	20	○	○	○	○	○	○	○	○
510101	Solar energy system: 1 x 135 Watt <sup>14)</sup>		1,190	15	○	○	○	○	○	○	○	○
510180	Inverter for 12 V to 230 V, 1,800 W with mains priority circuit <sup>12)</sup>		1,445	10	●	●	●	●	●	●	●	●

○ = Special equipment X = Standard equipment - = not possible ● = contained in package



Article no.		not in conjunction with option	£ incl. 20 % VAT	Added weight kg	I4.2 DB	I4.8 LE	I4.9 LE	I4.9 LEL	I5.0 QB	I5.0 QBL	I5.0 QB Suite	I5.3 QBSL
<b>Electrical system</b>												
510201	Carthago security alarm system (living area ultrasonic sensors, door and scooter garage contact switch, panic alarm function, vehicle turn signal activation, KO gas - propane / butane gas sensor) <sup>35)</sup>		680	5	○	○	○	○	○	○	○	○
510255	Socket package with additional sockets (3 x 230 V, available from 10/2018) <sup>45)</sup>		255	3	○	○	○	○	○	○	○	○
510500	Electric windscreen heater with time control		640	-	○	○	○	○	○	○	○	○
<b>Gas / Water / Other</b>												
610021	Gas filter for Truma Duo Control CS (only in conjunction with Truma Duo Control CS)		230	1	○	○	○	○	○	○	○	○
610120	External gas connection behind drivers side double floor exterior hatch		200	5	○	○	○	○	○	○	○	○
610140	Warm/cold exterior shower in scooter garage at passenger side		250	5	○	○	○	○	○	○	○	○
610220	Thetford C 260 toilet with ceramic insert and 3-stage filling level display <sup>62)</sup>		130	5	○	○	○	○	○	○	○	○
610500	Aluminium chequered floor for scooter garage	410114	125	20	○	○	○	○	○	○	○	○
610520	Safe (fitted in double floor, subject to floor plan)		355	10	○	○	○	○	○	○	○	○
<b>Kitchen / Appliances</b>												
550082	160-l Tec-Tower fridge combination with separate freezer compartment with grill and gas oven <sup>22)</sup>		765	20	○	○	○	○	○	○	○	○
550240	Krups coffee machine for standard lift from overhead storage compartment		110	2	●	●	●	●	●	●	●	●
550286	Capsule coffee maker (Dolce Gusto) for standard coffee machine lift		235	2	●	●	●	●	●	●	●	●
<b>Heating / Air conditioning</b>												
650040	Truma Combi 6E (additional electric heating element 2 x 900 Watt /230 V)		505	2	●	●	●	●	●	●	●	●
650100	Sirocco 3 KW warm air heat exchanger beneath driver's seat	650230	275	15	●	●	●	●	●	●	●	●
650160	Webasto warm water auxiliary fuel heater incl. engine pre-heating function <sup>18)</sup>		1,690	10	○	○	○	○	○	○	○	○
650230	ALDE warm water heating, operated with 230V electricity or gas, with booster in driver's cabin	650100	2,470	45	●	●	●	●	●	●	●	●
650240	ALDE heat exchanger for heating living area with engine heat during driving, incl. engine preheating function	810680 650100	765	13	●	●	●	●	●	●	●	●
650260	Truma Aventa Comfort roof-mounted air conditioning system instead of standard roof-mounted fan <sup>14)</sup>		1,960	45	○	○	○	○	○	○	○	○
<b>Radio/Multimedia/TV</b>												
710084	Driver's cabin media centre with DAB+, navigation function and motorhome route guidance <sup>19)</sup>		1,155	12	○	○	○	○	○	○	○	○
710180	Carthago reversing camera system, double lens and shutter on rear wall incl. 7" colour monitor at side of dashboard		1,365	7	○	○	○	○	○	○	○	○
710575	Service camera on the waste water tank drain pipe with display via double DIN monitor in the dashboard, only with radio, media centre or reversing camera options		335	2	○	○	○	○	○	○	○	○
710503	32" swivel-mounted TV pull-out system incl. DVD wiring to the radio and loudspeakers (surround sound)		385	5	●	●	●	●	●	●	●	●
710548	32" LED flat screen for the TV pull-out system <sup>39)</sup>		1,445	10	●	●	●	●	●	●	●	●
710460	Additional TV connection in rear bed area incl. connecting kit <sup>36)</sup> <sup>44)</sup>	710470	250	3	●	—	—	—	—	●	●	—
710471	Carthago special TV pull-out system for standard TV cabinet in sleeping area (extends into centre aisle) incl. connecting kit for lengthways single beds models <sup>36)</sup>		575	8	—	●	●	●	—	—	—	—
710470	24" LED flat screen incl. receiver and loudspeaker for rear bed area integrated into furniture construction (only suite floor plans or only in sleeping area TV package) <sup>39)</sup>	710460	1,060	10	●	●	●	●	—	●	●	—

○ = Special equipment X = Standard equipment — = not possible ● = contained in package \* Adaptation of fresh water / waste water tank volumes to 160/110 l

Article no.		not in conjunction with option	£ incl. 20 % VAT	Added weight kg	I4.2 DB	I4.8 LE	I4.9 LE	I4.9 LEL	I5.0 QB	I5.0 QB L	I5.0 QB Suite	I5.3 QB SL
<b>Radio/Multimedia/TV</b>												
710477	Wiring for TV connection in rear bed area incl. cable set in canopy and cover		210	3	–	–	–	–	●	–	–	●
710478	24" LED flat screen incl. receiver and TV holder, speaker and integrated contact switch, wireless (power and TV signal) integrated in television wall for sleeping area (only in conjunction with connecting kit)		1,430	10	–	–	–	–	●	–	–	●
<b>Satellite systems</b>												
750041	Teleco Flatsat Classic 85 satellite system with CI slot <sup>14) 23)</sup>		2,470	28	○	○	○	○	○	○	○	○
750046	Teleco Flatsat Classic 85 satellite system with skew and twin LNB for second receiver with CI slot <sup>14) 23)</sup>		2,645	30	○	○	○	○	○	○	○	○
<b>Interior/Worlds of living/Worlds of sleeping</b>												
810029	linea moderna Bicolour World of Style: furniture surfaces in modern Bicolour look made of golden wattle and high gloss ivory fronts with channelling and chrome inlay		645	–	○	○	○	○	○	○	○	○
810340	Fold-down bed with Carawinx point elastic springing instead of slats		335	5	○	○	○	○	○	○	○	○
810360	Electrically operated fold-down bed		840	5	○	○	○	○	○	○	○	○
810440	Without fold-down bed, roof storage compartments above driver's cabin instead		490	-40	○	○	○	○	○	○	○	○
810465	"Sky Dream comfort" with continuous overhead storage cabinets above the lounge seating group and driver's cabin, two large panorama skylights integrated in the suspended designer roof liner with indirect ambient lighting.		1,705	-30	○	○	○	○	○	○	○	–
810684	Seat group with shortened L-side for wider passage into driver's cabin		215	–	○	○	○	○	○	○	○	–
810580	Lounge seating group can be converted into a sleeping place	810830	365	10	○	○	○	○	○	○	○	○
810680	5th seat in side seat bench with 3-point seat belt		505	10	○	○	○	○	○	○	○	–
810100	Carpet for living area		295	6	○	○	○	○	○	○	○	○
810120	Carpet for driver's cabin area		135	4	○	○	○	○	○	○	○	○
<b>Living area materials</b>												
850040	Venezia – Antara / fabric combination	810029	<b>Standard</b>		X	X	X	X	X	X	X	X
850060	Barcelona – Antara / fabric combination		<b>Standard</b>	–	X	X	X	X	X	X	X	X
850100	Toulouse – Antara / fabric combination		<b>Standard</b>	–	X	X	X	X	X	X	X	X
850030	Malaga – textile leather fabric combination		310	3	○	○	○	○	○	○	○	○
850146	Ancona – textile leather fabric combination		310	3	○	○	○	○	○	○	○	○
850180	Macchiato part leather – leather / fabric combination		1,105	7	○	○	○	○	○	○	○	○
850200	Savannah part leather – leather / fabric combination		1,105	7	○	○	○	○	○	○	○	○
850220	Cream part leather – leather / fabric combination	810029	1,105	7	○	○	○	○	○	○	○	○
850222	Ivory part leather – leather / fabric combination (only in conjunction with linea moderna Bicolour option)		1,105	7	○	○	○	○	○	○	○	○
850240	Cream leather	810029	2,730	10	○	○	○	○	○	○	○	○
850242	Ivory leather (only in conjunction with style world linea moderna Bicolour)		2,730	10	○	○	○	○	○	○	○	○
850291	Sand leather		2,730	10	○	○	○	○	○	○	○	○
850296	Macchiato leather		2,730	10	○	○	○	○	○	○	○	○
850265	Stone Bicolour leather	810029	2,815	10	○	○	○	○	○	○	○	○
850501	Carthago world of sleep & deco-set consists of: one or three decorative cushions (depending on floor plan), a Jacquard house blanket with woven-in Carthago logo and a fitted sheet set to match the respective floor plan		300	7	○	○	○	○	○	○	○	○

○ = Special equipment X = Standard equipment – = not possible ● = contained in package



Article no.		not in conjunction with option	£ incl. 20 % VAT	Added weight kg	I 4.9 LE superior	I 4.9 LE/L superior	I 5.0 QB superior	I 5.0 LE/L superior	XL I 5.8 XL QB Suite	I 5.9 XL LE	I 6.2 XL QB
<b>Fiat Ducato chassis</b>											
310001	Chassis variant Fiat Ducato f40 heavy (total permissible weight 4,250 kg)		1,180	40	O	X	O	X	X	X	X
330460	Increased load from 3,500 kg to 3,850 kg		230	-	O	-	O	-	-	-	-
330480	Upgrade from 4,250 kg to 4,500 kg for heavy chassis		230	-	O	O	O	O	-	-	-
310201	Engine version 150 HP (110 kW), £o 6, 2.3l capacity, 4-cylinder, 380 Nm		1,525	-	O	O	O	O	O	O	O
310221	Engine version 177 HP (130 kW), £o 6, 2.3l capacity, 4-cylinder, 400 Nm, incl. leather steering wheel and leather gear knob		3,755	-	O	O	O	O	O	O	O
310400	6-speed automatic manual gearbox		1,850	17	O	O	O	O	O	O	O
330070	Driver's cabin heated seats (driver / passenger seat)		590	2	O	O	O	O	O	O	O
330325	16 inch steel rims Fiat for f35 light chassis		185	4	O	-	O	-	-	-	-
330330	16 inch aluminium wheels, Fiat for f35 light chassis		680	-8	O	O	O	O	-	-	-
330340	16 inch aluminium wheels, Fiat for f40 heavy chassis		505	-10	O	O	O	O	-	-	-
330345	16 inch alloy rims Fiat for f40 heavy chassis (for double axle)		850	-15	-	-	-	-	O	O	O
212511	Increased load from 5,000 kg to 5,400 kg total permitted gross vehicle weight (front axle with "ACS" High Performance spring strut) <sup>30)</sup>		1,620	0	-	-	-	-	O	O	O
212516	Increased load 212511 with AL-KO Air Premium X2 at rear axle <sup>30)</sup>		5,550	60	-	-	-	-	O	O	O
212520	Increased load 212511 with AL-KO Air Premium X4 <sup>30)</sup>		9,315	82	-	-	-	-	O	O	O
311810	Reinforced spring on front axle for optimal ride comfort	311815	455	3	O	O	O	O	O	O	O
330840	AL-KO Air Premium X2, fully pneumatic suspension at rear axle with raising / lowering function <sup>13)</sup>		3,035	45	O	O	O	O	-	-	-
330860	Fully pneumatic suspension 330840 for double axle <sup>13)</sup>		4,160	60	-	-	-	-	O	O	O
330880	AL-KO Air Premium X4, 4-channel full pneumatic suspension at rear and front axles with automatic levelling <sup>13) 20)</sup>		7,345	50	O	O	O	O	-	-	-
330900	Fully pneumatic suspension 330880 for double axle <sup>13) 20)</sup>		9,060	82	-	-	-	-	O	O	O
331341	AL-KO HY4 hydraulic supporting jack system with automatic levelling front and back (available from 12/2018)		6,145	70	O	O	O	O	O	O	O
311815	AL-KO "ACS" High Performance front axle spring strut	311810	1,105	-	O	O	O	O	O	O	O
311820	AL-KO "ALC" Level Controller rear axle		1,310	25	O	O	O	O	-	-	-
331610	LED technology main headlight		850	-	O	O	O	O	O	O	O
311400	Trailer coupling		1,415	60	O	O	O	O	O	O	O
311430	Trailer coupling in conjunction with Pedelec garage		1,685	50	-	-	O	O	-	-	O
<b>Main cabin exterior</b>											
410150	Additional security locks in the drivers cabin door and main cabin door	410180	490	2	O	O	O	O	O	O	O
410260	"Silverline" exterior colour scheme (driver's cabin and bodywork in silver) <sup>21)</sup>		2,470	1	O	O	O	O	O	O	O
410560	Aluminium roof awning frame, grey canvas, length: 4.5 m		1,280	45	O	O	O	O	O	O	O
410580	Aluminium roof awning frame, grey canvas, length: 5.0 m		1,450	50	O	O	O	O	O	O	O
410600	Aluminium roof awning frame, grey canvas, length: 5.5m		1,635	55	-	O	-	O	O	O	O
410670	Aluminium roof awning frame, grey canvas, length: 6.0 m		1,805	60	-	-	-	-	O	O	O
410640	Electric roof awning (230V) aluminium frame, grey canvas, length: 5.5 m <sup>43)</sup>		2,045	60	-	O	-	O	O	O	O
410660	Winter insulating mat set for front and side windows of driver's cabin, outside		340	10	●	●	●	●	●	●	●
410700	Insulating glazing side window / door window driver's cabin		855	10	●	●	●	●	X	X	X
410711	Storage compartment box set, multi-piece, made to measure for every double floor as a kit		475	25	O	O	O	O	O	O	O
410114	Patented Pedelec garage with load height expansion to 124 cm <sup>42)</sup>	610500	370	15	-	-	O	O	-	-	O
410925	Insertion and transport system for 2 Pedelecs/E-bikes (only in conjunction with Pedelec garage option)		535	20	-	-	O	O	-	-	O

O = Special equipment X = Standard equipment - = not possible ● = contained in package



Article no.		not in conjunction with option	£ incl. 20 % VAT	Added weight kg	14.9 LE superior	14.9 LE/L superior	15.0 QB superior	15.0 LE/L superior	XL 15.8 XL QB Suite	15.9 XL LE	16.2 XL QB
<b>Electrical system</b>											
510212	Truma iNet-System for remote control of heating, air conditioning (optional - if compatible) incl. "Truma LevelControl" (gas fill level retrieval), app controlled		625	1	○	○	○	○	○	○	○
510081	Solar energy system: 2 x 100 Watt <sup>14)</sup>		1,705	20	○	○	○	○	○	○	○
510101	Solar energy system: 1 x 135 Watt <sup>14)</sup>		1,190	15	○	○	○	○	○	○	○
510180	Inverter for 12 V to 230 V, 1,800 W with mains priority circuit <sup>12)</sup>		1,445	10	●	●	●	●	●	●	●
510201	Carthago security alarm system (living area ultrasonic sensors, door and scooter garage contact switch, panic alarm function, vehicle turn signal activation, KO gas - propane / butane gas sensor) <sup>35)</sup>		680	5	○	○	○	○	○	○	○
510255	Socket package with additional sockets (3 x 230 V, available from 10/2018) <sup>45)</sup>		255	3	○	○	○	○	○	○	○
510500	Electric windscreen heater with time control		640	-	○	○	○	○	○	○	○
<b>Gas / Water / Other</b>											
610021	Gas filter for Truma Duo Control CS (only in conjunction with Truma Duo Control CS)		230	1	○	○	○	○	○	○	○
610120	External gas connection behind passenger side double floor exterior hatch		200	5	○	○	○	○	○	○	○
610140	Warm/cold exterior shower in scooter garage at passenger side		250	5	○	○	○	○	○	○	○
610220	Thetford C 260 toilet with ceramic insert and 3-stage filling level display <sup>62)</sup>		130	5	X	X	X	X	○	○	○
610500	Aluminium chequered floor for scooter garage	410114	125	20	○	○	○	○	○	○	○
610520	Safe (fitted in double floor, subject to floor plan)		355	10	○	○	○	○	○	○	○
<b>Kitchen / Appliances</b>											
550082	160-l Tec-Tower fridge combination with separate freezer compartment with grill and gas oven <sup>22)</sup>		765	20	○	○	○	○	○	○	○
550240	Krups coffee machine for standard lift from overhead storage compartment		110	2	●	●	●	●	●	●	●
550286	Capsule coffee maker (Dolce Gusto) for standard coffee machine lift		235	2	●	●	●	●	●	●	●
<b>Heating / Air conditioning</b>											
650040	Truma Combi 6E (additional electric heating element 2 x 900 Watt /230 V)	650230	505	2	●	●	●	●	-	-	-
650100	Sirocco 3 KW warm air heat exchanger beneath driver's seat	650230	275	15	●	●	●	●	-	-	-
650160	Webasto warm water auxiliary fuel heater incl. engine pre-heating function <sup>18)</sup>		1,690	10	○	○	○	○	○	○	○
650230	ALDE warm water heating, operated with 230V electricity or gas, with booster in driver's cabin	650100	2,470	45	●	●	●	●	X	X	X
650240	ALDE heat exchanger for heating living area with engine heat during driving, incl. engine preheating function	810680 650100	765	13	●	●	●	●	○	○	○
650260	Truma Aventa Comfort roof-mounted air conditioning system instead of standard roof-mounted fan <sup>14)</sup>		1,960	45	○	○	○	○	○	○	○
<b>Radio/Multimedia/TV</b>											
710084	Driver's cabin media centre with DAB+, navigation function and motorhome route guidance		1,155	12	○	○	○	○	○	○	○
710180	Carthago reversing camera system, double lens and shutter on rear wall incl. 7" colour monitor at side of dashboard		1,365	7	○	○	○	○	○	○	○
710575	Service camera on the waste water tank drain pipe with display via double DIN monitor in the dashboard, only with radio, media centre or reversing camera options		335	2	○	○	○	○	○	○	○
710503	32" swivel-mounted TV pull-out system incl. DVD wiring to the radio and loudspeakers (surround sound)		385	5	●	●	●	●	-	-	-
710548	32" LED flat screen for TV pull-out system		1,445	10	●	●	●	●	-	-	-
710505	40" LED flat screen incl. electric pull-out system <sup>39)</sup>		2,260	18	-	-	-	-	●	●	●

○ = Special equipment X = Standard equipment - = not possible ● = contained in package



Article no.		not in conjunction with option	£ incl. 20 % VAT	Added weight kg	I 4.9 LE superior	I 4.9 LE/L superior	I 5.0 QB superior	I 5.0 LE/L superior	XL I 5.8 XL QB Suite	I 5.9 XL LE	I 6.2 XL QB
<b>Radio/Multimedia/TV</b>											
710460	Additional TV connection in rear bed area incl. connecting kit	710470	250	3	—	—	—	●	●	—	—
710471	Carthago special TV pull-out system for standard TV cabinet in sleeping area (extends into centre aisle) incl. connecting kit for lengthways single beds models <sup>36)</sup>		575	8	●	●	—	—	—	●	—
710470	24" LED flat screen incl. receiver and loudspeaker for rear bed area integrated into furniture construction (only suite floor plans or only in sleeping area TV package)	710460	1,060	10	●	●	—	●	●	●	—
710477	Wiring for TV connection in rear bed area incl. cable set in canopy and cover		210	3	—	—	●	—	—	—	●
710478	24" LED flat screen incl. receiver and TV holder, speaker and integrated wireless contact switch (power and TV signal) integrated in television wall for sleeping area (only in conjunction with connecting kit)		1,430	10	—	—	●	—	—	—	●
<b>Satellite systems</b>											
750041	Teleco Flatsat Classik 85 satellite system with CI slot		2,470	28	○	○	○	○	○	○	○
750046	Teleco Flatsat Classik 85 satellite system with skew and twin LNB for second receiver with CI slot		2,645	30	○	○	○	○	○	○	○
<b>Interior/Worlds of living/Worlds of sleeping</b>											
810029	linea moderna Bicolour World of Style: furniture surfaces in modern Bicolour look made of golden wattle and high gloss ivory fronts with channelling and chrome inlay		645	-	—	—	—	—	○	○	○
810340	Fold-down bed with Carawinx point elastic springing instead of slats		335	5	○	○	○	○	○	○	○
810360	Electrically operated fold-down bed		840	5	○	○	○	○	○	○	○
810440	Without fold-down bed, roof storage compartments above driver's cabin instead		490	-40	○	○	○	○	○	○	○
810465	"Sky Dream comfort" with continuous overhead storage cabinets above the lounge seating group and driver's cabin, two large panorama skylights integrated in the suspended designer roof liner with indirect ambient lighting.		1,705	-30	○	○	○	○	○	○	○
810684	Seat group with shortened L-side for wider passage into driver's cabin		215	-	○	○	○	○	—	—	—
810580	Lounge seating group can be converted into a sleeping place	810830	365	10	○	○	○	○	○	○	○
810680	5th Seat in side seat bench with 3-point seat belt <sup>5)</sup>		505	10	○	○	○	○	○	○	○
810100	Carpet for living area		295	6	○	○	○	○	○	○	○
810120	Carpet for driver's cabin area		135	4	○	○	○	○	○	○	○

Article no.		not in conjunction with option	£ incl. 20 % VAT	Added weight kg	I 4.9 LE superior	I 4.9 LE/L superior	I 5.0 QB superior	I 5.0 LE/L superior	XL I 5.8 XL QB Suite	I 5.9 XL LE	I 6.2 XL QB
<b>Living area materials</b>											
850040	Venezia – Antara / fabric combination		<b>Standard</b>	-	X	X	X	X	-	-	-
850040	Venezia – Antara / fabric combination	810029	<b>Standard</b>		-	-	-	-	X	X	X
850060	Barcelona – Antara / fabric combination		<b>Standard</b>	-	X	X	X	X	X	X	X
850100	Toulouse – Antara / fabric combination		<b>Standard</b>	-	X	X	X	X	X	X	X
850030	Malaga – textile leather fabric combination		310	3	○	○	○	○	○	○	○
850146	Ancona – textile leather fabric combination		310	3	○	○	○	○	○	○	○
850180	Macchiato part leather – leather / fabric combination		1,105	7	○	○	○	○	○	○	○
850200	Savannah part leather – leather / fabric combination		1,105	7	○	○	○	○	○	○	○
850220	Cream part leather – leather / fabric combination	810029	1,105	7	-	-	-	-	○	○	○
850222	Ivory part leather – leather / fabric combination		1,105	7	○	○	○	○	-	-	-
850222	Ivory part leather – leather / fabric combination (only in conjunction with linea moderna Bicolour option)		1,105	7	-	-	-	-	○	○	○
850240	Cream leather	810029	2,730	10	-	-	-	-	○	○	○
850242	Ivory leather		2,730	10	○	○	○	○	-	-	-
850242	Ivory leather (only in conjunction with style world linea moderna Bicolour)		2,730	10	○	○	○	○	○	○	○
850291	Sand leather		2,730	10	○	○	○	○	○	○	○
850296	Macchiato leather		2,730	10	○	○	○	○	○	○	○
850265	Stone Bicolour leather	810029	2,815	10	-	-	-	-	○	○	○
850501	Carthago world of sleep & deco-set consists of: one or three decorative cushions (depending on floor plan), a Jacquard house blanket with woven-in Carthago logo and a fitted sheet set to match the respective floor plan		300	7	○	○	○	○	○	○	○



**The crown jewel of the Carthago liner class:**  
more comfort, more self-sufficiency, more independence



### Exclusive front and rear design:

- "Carthago v-face" front design
- Modern GRP bus rear



### Living area concept and yachtline furniture line:

- Two-level room concept with standing height in the living area: 2.11 m
- Spacious and extra comfortable round seating group for up to 6 people



### Double floor basement with huge, heated storage space:

- Usable height up to 70 cm
- Exterior access via several large hatches. Convenient interior access via the L-shaped seat bench cover of the L-shaped lounge seating group and via the swing-up side seat bench and large living area floor hatch
- Large, central through-loading space (interior height 22 cm) with deeply lowered storage cellar (usable height 46 cm), easy to load via the entrance door via large, adjustable living area floor hatches
- Entire double floor heated with climate storage function



### XL self-sufficiency values:

- 235 l fresh water/185 l waste water, (model 49 DB: 145 l waste water)
- 2 x 80 Ah Batteries (can be extended to 3 x 80 Ah)
- ALDE warm water heating technology



### AL-KO low frame:

- Fiat Ducato AL-KO 2-axle up to 4.8 t, 3-axle up to 5.4 t permissible gross vehicle weight



### Carthago body concept for Liner premium class:

- Highly stable chassis connection via frame members (roof-wall/floor-wall)
- Completely wood-free construction with water repellent RTM hard foam and insulating core
- Aluminium interior walls as lightning strike protection
- Microfibre climate-regulating wall covering

## Basic vehicle

### Fiat Ducato with AL-KO low frame

- Engine: Diesel 2.3 l Multi-Jet, 130 HP (96 kW), 4 cylinders, 320 Nm, 6<sup>th</sup> gear, 6-speed gearbox, front-wheel drive
- Driver & passenger airbag, ABS, electric immobiliser, ESP, ASR, hill holder, Hill Descent Control (HDC), Traction Plus
- Glove box in driver's cabin between driver and passenger
- LED daytime driving light
- Fog light
- Wheel trim with Carthago lettering
- Reinforced spring on the front axle with increased axle load up to 2.3 t
- Mud flaps on the front and rear axle
- Fuel tank 90 l

## Main cabin

### Bodywork concept of the Liner premium class

- Completely wood-free body shell
- Roof outer shell GRP: Hail protection, floor panel with GRP at top and bottom: moisture and stone chipping protection, rot resistant
- Roof/wall connection via curved roof and frame member, increases rigidity of body
- Side walls/rear wall: aluminium on outside and inside (heat storage effect: 1,000 times higher conductivity than wood), RTM hard foam insulating core in roof, floor and side walls (no moisture absorption possible)
- Thermal bridge-free and highly stable chassis connection via shape-fitting bonded aluminium frame members with additional cold-stop
- Side roof rack system, easy accessory attachment and rain deflection
- roof surface can be walked on
- Total wall and roof thickness, 38 mm
- Carthago lighting protection tested: Faraday cage by means of aluminium chassis interior and additional lightning protection measures
- 10-year leak-free guarantee
- Exterior hatches made from the original side wall material "Carthago Isoplus" for uninterrupted insulation
- Double hatch seal: internal/external (external seal as protection against splashed water)
- Exterior hatches with concealed recessed hinges: Elegant, seamlessly integrated look
- Fuel tank lid flush-mounted into the side wall (car standard)
- Segmented side skirts made from aluminium extruded profiles, powder coated (easy to repair)
- GRP bus rear with double-shell insulation (separate rear bumper, easy to repair in the event of damage)
- Carthago rear lights in modern design with Carthago "C" branding as LED lamp unit
- Exterior access to double floor storage compartment with large, extra-low exterior hatch with convenient one-handed operation
- Central locking of driver's cabin door / main door
- Heki III panorama skylight above lounge seating group 90 x 60 cm
- Cabin window Seitz de luxe, thermal bridge-free double frame with insulated glazing, flat outer window surface, fly screen roller blind, pleated blackout blind and window stay
- Main cabin door "premium two" with security double locking, two locking bolts, door window with insulated glazing, pleated blackout blind, separate insect screen roller blind
- Exterior LED light above cabin door with integrated rain deflector
- Electrically extendible entrance step, additional operation via driver's cabin and warning buzzer
- Cabin door entrance lowered in insulated double floor heated to prevent cold coming in
- Carpet in entrance area
- Carthago entry lighting in the entrance area
- Safety key system for all cabin doors and hatches

## Carthago driver's cabin

- Driver's cabin visibility concept with dashboard lowered towards the front with view of road surface at 2.77 m for active driving
- Extra-large panorama window, with increased depth
- Front pleated windscreen blind with honeycomb structure for best possible insulation, vertical operation (sun blind, privacy and light blocking with protection from heat and cold)
- "Bestview" bus mirror system with large main and wide angle for perfect all-round visibility, electrically adjustable
- Coming Home function with integrated driver's cabin door lighting in the mirror arm

- Single level transition from the living area to driver's cabin
- Front mask in high-quality, GRP structure with double-shell insulation, some attachments can be individually replaced
- Aguti "Roadliner" comfort seats for driver and passenger incl. logo in fine wood inlay, rotatable, upholstered in same material as living area, with integrated seat belts and adjustable armrests at both sides
- Dashboard with integrated cup holders on driver and passenger sides
- Bottom panelling for fold-down bed covered with leather with framed sun visor, LED spotlights
- Driver's cabin seats further apart: more freedom of movement in living mode
- Driver's cabin door with security double locking, electrically adjustable windows and additional rain gutter
- Low and thus comfortable door entrance
- Pleated blackout blind behind side windows (can be operated from the side)
- Shelf/sideboard on the passenger side with two high-performance heating convectors and the storage space above
- LED ambient lighting in the drivers cabin, can be dimmed separately
- Engine compartment noise insulation with extra "Silence" noise insulation package
- Driver's cabin access with practical shelf and entrance lighting
- 230 V/12 V/USB sockets in driver's cabin/front seating group area

#### Thermal concept in driver's cabin

- Insulating double glazing in driver's cabin: side windows and door window with pleated blackout blinds with side guides
- Convector Package with 2-speed fan underneath driver's seat (booster), can be switched on for targeted heating of footwell
- Targeted dashboard heating for additional driver's cabin heating: integrated heating convectors with circulation baffle plate (double convectors at driver and passenger sides)
- Driver's cabin door entrance: targeted heating with additional convector

### Double floor basement with huge, heated storage space

#### Functions:

- On board technology mount, storage space and climate storage, under-floor heating, integrated for driving stability
- Continuous living area floor without steps as far as changing room
- Underfloor heating effect: heat is stored in the insulated double floor and radiates from below into the entire living area floor
- Double floor basement with massive, heated storage compartment, usable height up to 70 cm, exterior access via several large hatches, convenient access from the inside via L-shaped lounge seating group L-shaped seat bench cover and via the swing-up side seat bench as well as the large living area floor hatch, large central through-loading space (interior height 22 cm) with extra-low basement storage compartment (usable height 46 cm), easy to load through the entrance door via the large living area floor hatch
- Integrated central water drain in large basement storage compartment can be operated from inside and outside
- LED lighting of double floor storage compartment

### Scooter garage

- Large scooter garage, extra low for more interior height
- Convenient loading through the low loading edge
- Lowering via form-fitted, bonded aluminium frame member, can be loaded up to 450 kg (reduced to 350 kg with Pedelec garage option)
- Access via two large garage hatches at driver and passenger side, supported by gas pressure rods, opens upward with closing straps
- Garage floor: original floor panel with GRP on outside and inside, garage floor with anti-slip coating
- Garage insulated all round and heated – frostproof
- Lashing system for securing luggage using stable frame members incl. 8 lashing eyes
- 230 V socket/12 V socket
- Exterior shower in scooter garage at passenger side (hot/cold) with shower head and connecting hose

### Interior design

- Riva World of Style: furniture surface in summer chestnut design with overhead cabinet doors in high gloss cream
- Kitchen and kitchen overhead cabinet doors in Yacht One design, high gloss cream

### Living area

- "Yachtline" furniture architecture in exclusive yacht style, two level room con-

cept with extra large living area height of 2.11 m

- Large front round seating group in driver's cabin / living area with wide side seat bench, room for up to 6 persons with two 3-point seat belts in the direction of travel including neck supports
- Folding seat bench top for 2 fully-fledged seats while driving
- Model XL: Lounge seating group in driver's cabin / living area with extra large living area table and long side couch with pull-out sleeping / seating area at drivers side
- Living area window above side bench on passenger side
- Luxury living area table with exclusive, real wood rounded profile, 2-way movement (operation via foot pedal) for optimum integration of all seats
- Living room seat padding with multilayer premium foam core and back support function
- "Quick-up" 32" TFT pull-out system behind the side seat bench backrest (40" XL models)
- L-shaped seat bench cover with access to double floor storage space with patented fitting, easy to open without removing upholstery
- Swivelling side seat with access to double floor storage compartment
- Durafix double connection technology: furniture parts bolted and mortised for a durable connection, top stability and permanent quietness without annoying rattling furniture noise during travel
- Solid metal, household-quality holder rods, hinges and rails
- Door closer with soft cushioning prevents noises being caused while travelling
- Roman blind system on all living area windows, pleated in household quality: easy to operate with chain, system can be completely removed for cleaning, additional decorative curtain matching living area upholstery
- Interior of walls and roof with microfibre climate-regulating wall covering for an exclusive living room ambience and for regulating the living area climate
- 12 V / 230 V socket in the driver's cabin / lounge seating group area

### Kitchen

- Robust kitchen work surface in "Savannah" decor with Corian drip edge
- Work surface lit from underneath with LED light strip
- "Easy glide" drawers on rollers, self-closing with anti-slam
- Kitchen units with central pull-out, two separated waste bins and additional pull-out basket
- Electrical central locking for the kitchen drawers - securely closed while travelling
- "Flex" drawer organizer for individual arrangement of drawers
- Separate drawer for cutlery with organiser, bottle holder
- "Professional Gourmet" 3-ring hob with split glass cover for additional surface space with robust cast iron grate and easy-clean glass surface
- Stainless steel round sink flush mounted in the worktop, with split and multifunctional sink cover (flush work surface, cutting board or additional storage area)
- Practical wall holder for sink cover as additional work surface/cutting board
- High designer tap made from high-quality metal, with ceramic seal and extending spray head
- Kitchen rear wall in cream decorative glass
- Coffee machine lift can be lowered from overhead storage cabinet
- Bar cupboard with decorative glass door and interior lighting
- 160 l refrigerator with separate freezer compartment, automatic energy source finder 12 V / 230 V / gas operation
- Slide out storage cabinet, can be pulled out
- Electric extractor hood above the kitchen area with exhaust and supply air function
- 230 V socket under the roof storage compartments

### Bathroom

#### Changing room & room partitioning:

- Separate Changing Room: solid wooden sliding door in front of bedroom: washroom door as room partitioning from living area (Models I 50 LE, 51 LE)
- Separate Changing Room: pull-out room divider and television wall in front of the bedroom – washroom door as room divider to living area (model I 51 QB)
- Separate Changing Room: pull-out room divider and television wall (models 51 QB Suite, 58 XL QB Suite with fixed room divider and television wall; 61 XL LE with wooden sliding door in front of bedroom) and full length mirror in front of bedroom - room high sliding door as room divider to living area (models 51 QB Suite, 58 XL QB Suite, 61 XL LE, 64 XL QB)
- Room-high wardrobe with two coat hooks and a shelf integrated in the changing room (model 49 LE, 50 LE L, 51 QB LE, Models XL)
- Changing room with Midi-Heki skylight





### Luxury bathroom with separate shower (model I 51 LE):

- Spacious bathroom interior, level bathroom floor
- Shower / bathroom floor with real wood teak inlays, removable for showering
- Shower head height-adjustable on chrome rail
- Washing room with mini Heki skylight
- Spacious mirror storage cabinet with shelves
- Wash stand base unit with toilet paper holder and storage compartment
- Separate shower with two-piece folding shower door and two drains for position-independent water drainage
- High-quality seamless wash table with additional shelves
- Solid bathroom door with interior hinges, metal handle and door lock

### XL bathroom (XL models, not Suite models):

- XL room concept with integrated washing area with designer washbasin in XL format
- Mini Heki skylight in changing area
- Pull-out television wall with room dividing function from bedroom with two-piece full length mirror
- XL round shower with waterproof shower insert with same design as living area floor, easy to remove for cleaning purposes
- Rain shower room with Micro Heki skylight above incl. pleated blackout blind
- Shower head height-adjustable on chrome rail
- Shower room design with dark granite look (shower tray and shower corner pillar) with coat hooks
- Shower walls with sandstone decor
- Additional warm water underfloor heating: additional heating coils in bathroom double floor area
- Mini-Heki skylight in toilet room
- Separate toilet room with side window, practical towel warmer and Thetford C 260 standard cassette toilet as well as footwell extension with ceramic insert

### Bathroom:

- Separate, spacious shower room at opposite side with two position-independent drains
- "One level" shower access
- Shower with waterproof shower insert with same design as living area floor, easy to remove for cleaning purposes (not models 51 QB, 51 QB Suite, 58 XL QB Suite)
- Shower insert in living room floor design, can be removed for showering (models 51 QB Suite, 58 XL QB Suite)
- Shower walls with sandstone decor
- Rain shower room with Micro Heki skylight above incl. pleated blackout blind
- Shower room design with dark granite look (shower tray and shower corner pillar) with coat hooks (models 51 QB Suite, 58 XL QB Suite in Wellness White)
- Height-adjustable hand shower on chromium rail (not 51 QB Suite, 58 XL QB Suite)
- Large mirror storage cabinet with shelves
- Wash stand base unit with toilet paper holder and storage compartment
- Single mixer tap with high-quality ceramic sealing
- Solid bathroom door with metal handle and door lock
- Practical double function door for simultaneous separation of sleeping area / bathroom area from toilet (not XL models)

## Sleeping

### Fold-down bed above the driver's cabin area:

- Largest sleeping area 195 x 160 cm in its class
- Medically recommended point elastic sleeping system Carawinx, heated and ventilated with quality mattress
- Extra lowered position of the bed: easy access to the bed and excellent sitting height in bed, climb into bed via the side seat (no ladder required)
- Stable and wobble-free in lowered sleeping position
- Book shelf and LED spotlights
- Dividing curtain between fold-down bed and living area
- Mini Heki skylight above fold-down bed

### Fixed beds in the rear area:

- Medically recommended point elastic sleeping system Carawinx, heated and ventilated
- Quality 7-zone cold foam mattress for optimal and healthy sleeping comfort
- Lengthways single beds / queen-size bed: adjustable head section
- Sleeping area extension between the lengthways single beds using additional mattress (no ladder needed)
- Convenient access steps can be pulled out towards the front when the sleeping area extension is being used (lengthways single bed floor plans)
- Seitz de luxe main cabin window above the bed on rear wall

- Lengthways single beds: integrated TV cabinet in bedroom with shelf base (except models with pull-out television wall)
- Queen sized bed: Wardrobes on left and right next to the queen-size bed
- Wardrobes beneath the lengthways single beds, easily accessible from front and above via the lift function - recess in the double floor for additional volume
- Extra-low and therefore extremely convenient access to rear bed (model 51 LE)
- Mini-Heki skylight above rear bed
- All-round roof storage compartment with large storage volume (queen-size bed floor plan: overhead storage cabinets above bed)

## On-board technology

### Water:

- Fresh water and waste water tanks integrated in the heated double floor, frost-free and for optimal centre of gravity (volume: 235 l of fresh water, 185 l of waste water, model 49 DB: 200/145 l)
- Fresh and waste water tanks with cleaning cap accessible via living area floor hatch and scooter garage (depending on model)
- Ball drain cocks frost-safe and easy to access in the double floor (central water drain)
- Water supply via low-maintenance and reliable water pressure pump system
- Waste water hose set with large diameter and reliable bayonet connection

### Gas:

- Gas compartment, located externally in a low position and therefore easy to access (depending on model)
- Holds 2 x 11 kg gas bottles, separate exterior hatch with stay
- Gas taps easily accessible in kitchen area

### Electricity:

- Electric centre, easily accessible in scooter garage incl. chargers /fuses / fuse protection, 22 A automatic charger, electronic control, automatic shut-off when voltage too low, including vehicle battery charging function
- Battery centre Heated, with 2 x 80 Ah gel battery, in double floor, access via scooter garage (Models single axle 50 LE, 51 LE, 51 QB via double floor storage compartment on passenger side) with main power switch
- Backlit multi-function panel, easy to operate, within technical panel above entrance door

### Innovative lighting concept:

- LED spotlights in living area above seating group beneath overhead storage cabinets and beneath rear bed, kitchen and fold-down bed overhead storage cabinets
- Ceiling canopy with additional LED spotlights and indirect LED lighting for cosy ambience
- LED spot light with background lighting in the entrance area
- LED spot light with background lighting in the round bathroom wall (not in the luxury bathroom)
- Lighting system in the living area continuous dimmer function so you can choose your own lighting mood
- Separate night lighting in the floor with LED spotlights, can be switched from entrance and sleeping area
- Two-level living areas step to changing room with flush-fitted surface lighting

### TV:

- TV pull-out system in side seat bench backrest and connection pre-wiring for 32"
- Model XL: TV connection wiring for 40" flat screen

## Heating technology

### ALDE warm water heating technology:

- ALDE warm water heating, operated using 230 V electricity or gas, incl. 230 V heating cartridge, warm water boiler, venting valve, numerous convectors in driver's cabin, dashboard, living area, double floor and scooter garage
- Underfloor heating: Heat is stored in insulated double floor and radiates from below into the entire living area floor, maintaining a pleasant temperature
- Additional warm water underfloor heating: additional heating coils in XL - bathroom double floor area
- Targeted dashboard heating for additional warming of driver's cabin area: Insulated sandwich area beneath the dashboard with warm water heating coils for surface heating
- Booster: Convector Package with 2-speed fan underneath driver's seat, additional convector in the entry doorway

## Comprehensive equipment fitted as standard:

- Two-level room concept with 2.11 m living room height
- Extra low double floor basement storage compartment with central water drain
- Double floor basement with central through-loading space
- Outdoor shower in scooter garage
- Electric central locking for the kitchen drawers
- Coffee machine lift
- Slide out storage cabinet
- Medically recommended sleeping system Carawinx



Double axle /  
up to 5,400 kg

	I 49 DB	I 50 LE	I 50 LE DA	I 51 LE
Standard chassis	Fiat Ducato AL-KO Low frame 40 heavy	Fiat Ducato AL-KO Low frame 40 heavy	Fiat Ducato AL-KO Low frame 40 heavy DA	Fiat Ducato AL-KO Low frame 40 heavy
Basic motorisation	Diesel 2.3 I (130 HP/96 kW)	Diesel 2.3 I (130 HP/96 kW)	Diesel 2.3 I (130 HP/96 kW)	Diesel 2.3 I (130 HP/96 kW)
Length/width/height (in mm) <sup>1) 2) 3)</sup>	7,430/2,270/3,050	7,890/2,270/3,050	7,890/2,270/3,050	7,870/2,270/3,050
Wheelbase (in mm)	4,143	4,543	3,820 + 800	4,543
Double floor height/Basement storage (in mm)	220/460	220/460	220/460	220/460
Standing height in living area / changing area / Bedroom (in mm)	2,110/1,980	2,110/1,980	2,110/1,980	2,110/1,980
Rear garage interior height (in mm)	1,320	1,320	1,320	1,200
Door width/height rear garage passenger side (in mm)	1,150/1,280	1,150/1,280	1,150/1,280	1,080/1,150
Door width/height rear garage driver side (in mm)	1,150/1,280	1,150/1,280	1,150/1,280	1,080/1,150
Tech. permissible total weight (in kg) <sup>6)</sup>	4,500	4,500	5,000	4,500
Weight in running order (in kg) <sup>6) 7) 9)</sup>	3,500	3,605	3,815	3,605
Unladen weight in finished factory condition (in kg)	3,285	3,390	3,600	3,390
Max. towed load (in kg) <sup>10)</sup>	1,800	1,800	1,800	1,800
Maximum number of seats with 3-point seat belt while driving <sup>5)</sup>	4/5 <sup>15)</sup>	4/5 <sup>15)</sup>	4/5 <sup>15)</sup>	4/5 <sup>15)</sup>
Standard / optional sleeping places	4/5	4/5	4/5	4/5
Rear bed dimensions (in mm)	2,100 x 1,470/1,350	2,050/2,070 x 850	2,050/2,070 x 850	2,030/2,000 x 850
Folding bed dimensions (in mm)	1,950 x 1,600	1,950 x 1,600	1,950 x 1,600	1,950 x 1,600
Sitting group bed conversion dimensions (in mm)	1,950 x 1,480/845	1,950 x 1,480/845	1,950 x 1,480/845	1,950 x 1,480/845
Fridge volume / of which freezer compartment (in l)	160/30	160/30	160/30	160/30
Heating system	Alde WW	Alde WW	Alde WW	Alde WW
Fresh water volume (in l)	200	235	235	235
Waste water volume (in l)	145	185	185	185
Battery capacity (in Ah Gel)	2 x 80	2 x 80	2 x 80	2 x 80
230 V/12 V/USB sockets	5/2/2	5/2/2	5/2/2	5/2/2
Article no.	132125	132135	132145	132155

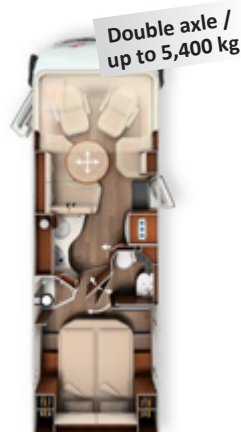


### Comprehensive equipment fitted as standard:

- Two-level room concept with 2.11 m living room height
- Extra low double floor basement storage compartment with central water drain
- Double floor basement with central through-loading space
- Outdoor shower in scooter garage
- Electric central locking for the kitchen drawers
- Coffee machine lift
- Slide out storage cabinet
- Medically recommended sleeping system Carawinx



Double axle / up to 5,400 kg



Double axle / up to 5,400 kg



	I 51 LE DA	I 51 QB	I 51 QB DA	I 51 QB Suite
Standard chassis	Fiat Ducato AL-KO Low frame 40 heavy DA	Fiat Ducato AL-KO Low frame 40 heavy	Fiat Ducato AL-KO Low frame 40 heavy DA	Fiat Ducato AL-KO Low frame 40 heavy
Basic motorisation	Diesel 2.3 l (130 HP/96 kW)	Diesel 2.3 l (130 HP/96 kW)	Diesel 2.3 l (130 HP/96 kW)	Diesel 2.3 l (130 HP/96 kW)
Length/width/height (in mm) <sup>1) 2) 3)</sup>	7,870/2,270/3,050	7,920/2,270/3,050	7,920/2,270/3,050	7,980/2,270/3,050
Wheelbase (in mm)	3,820 + 800	4,543	3,820 + 800	4,543
Double floor height/Basement storage (in mm)	220/460	220/460	220/460	220/460
Standing height in living area / changing area / Bedroom (in mm)	2,110/1,980	2,110/1,980	2,110/1,980	2,110/1,980
Rear garage interior height (in mm)	1,200	1,120/1,240*	1,120/1,240*	1,120
Door width/height rear garage passenger side (in mm)	1,080/1,150	1,150/1,080	1,150/1,080	1,150/1,080
Door width/height rear garage driver side (in mm)	1,080/1,150	1,150/1,080	1,150/1,080	1,150/1,080
Tech. permissible total weight (in kg) <sup>6)</sup>	5,000	4,500	5,000	4,500
Weight in running order (in kg) <sup>6) 7) 9)</sup>	3,795	3,615	3,805	3,630
Unladen weight in finished factory condition (in kg)	3,580	3,400	3,590	3,415
Max. towed load (in kg) <sup>10)</sup>	1,800	1,800	1,800	1,800
Maximum number of seats with 3-point seat belt while driving <sup>5)</sup>	4/5 <sup>15)</sup>	4/5 <sup>15)</sup>	4/5 <sup>15)</sup>	4/5 <sup>15)</sup>
Standard / optional sleeping places	4/5	4/5	4/5	4/5
Rear bed dimensions (in mm)	2,030/2,000 x 850	2,000 x 1,450	2,000 x 1,450	2,000 x 1,450
Folding bed dimensions (in mm)	1,950 x 1,600	1,950 x 1,600	1,950 x 1,600	1,950 x 1,600
Sitting group bed conversion dimensions (in mm)	1,950 x 1,480/845	1,950 x 1,480/845	1,950 x 1,480/845	1,950 x 1,480/845
Fridge volume / of which freezer compartment (in l)	160/30	160/30	160/30	160/30
Heating system	Alde WW	Alde WW	Alde WW	Alde WW
Fresh water volume (in l)	235	235	235	235
Waste water volume (in l)	185	185	185	185
Battery capacity (in Ah Gel)	2 x 80	2 x 80	2 x 80	2 x 80
230 V/12 V/USB sockets	5/2/2	5/2/2	5/2/2	5/2/2
Article no.	132165	132175	132185	132177

\* in conjunction with Optional Pedelec garage with interior height increased to 1,240 mm

### Comprehensive equipment fitted as standard:

- Two-level room concept with 2.11 m living room height
- Extra low double floor basement storage compartment with central water drain
- Double floor basement with central through-loading space
- Outdoor shower in scooter garage
- Electric central locking for the kitchen drawers
- Coffee machine lift
- Slide out storage cabinet
- Medically recommended sleeping system Carawinx



I 51 QB Suite DA



I 58 XL QB Suite



I 61 XL LE



I 64 XL QB

Standard chassis	Fiat Ducato AL-KO Low frame 40 heavy DA	Fiat Ducato AL-KO Low frame 40 heavy DA	Fiat Ducato AL-KO Low frame 40 heavy DA	Fiat Ducato AL-KO Low frame 40 heavy DA
Basic motorisation	Diesel 2.3 I (130 HP/96 kW)	Diesel 2.3 I (130 HP/96 kW)	Diesel 2.3 I (130 HP/96 kW)	Diesel 2.3 I (130 HP/96 kW)
Length/width/height (in mm) <sup>1) 2) 3)</sup>	7,980/2,270/3,050	8,550/2,270/3,050	8,590/2,270/3,050	8,840/2,270/3,050
Wheelbase (in mm)	3,820 + 800	3,980 + 800	4,240 + 800	4,240 + 800
Double floor height/Basement storage (in mm)	220/460	220/460	220/460	220/460
Standing height in living area / changing area / Bedroom (in mm)	2,110/1,980	2,110/1,980	2,110/1,980	2,110/1,980
Rear garage interior height (in mm)	1,120	1,120	1,320	1,120/1,240*
Door width/height rear garage passenger side (in mm)	1,150/1,080	1,150/1,080	1,100/1,280	1,150/1,080
Door width/height rear garage driver side (in mm)	1,150/1,080	1,150/1,080	1,100/1,280	1,150/1,080
Tech. permissible total weight (in kg) <sup>6)</sup>	5,000	5,000	5,000	5,000
Weight in running order (in kg) <sup>6) 7) 9)</sup>	3,860	4,035	4,005	4,065
Unladen weight in finished factory condition (in kg)	3,645	3,820	3,790	3,850
Max. towed load (in kg) <sup>10)</sup>	1,800	1,800	1,800	1,800
Maximum number of seats with 3-point seat belt while driving <sup>5)</sup>	4/5 <sup>15)</sup>	4/5 <sup>15)</sup>	4/5 <sup>15)</sup>	4/5 <sup>15)</sup>
Standard / optional sleeping places	4/5	4/5	4/5	4/5
Rear bed dimensions (in mm)	2,000 x 1,450	2,000 x 1,450	2,000/2,000 x 850	2,000 x 1,450
Folding bed dimensions (in mm)	1,950 x 1,600	1,950 x 1,600	1,950 x 1,600	1,950 x 1,600
Sitting group bed conversion dimensions (in mm)	1,950 x 1,480/845	1,950 x 1,480/845	1,950 x 1,480/845	1,950 x 1,480/845
Fridge volume/of which freezer compartment (in l)	160/30	160/30	160/30	160/30
Heating system	Alde WW	Alde WW	Alde WW	Alde WW
Fresh water volume (in l)	235	235	235	235
Waste water volume (in l)	185	185	185	185
Battery capacity (in Ah Gel)	2 x 80	2 x 80	2 x 80	2 x 80
230 V/12 V/USB sockets	5/2/2	5/2/2	5/2/2	5/2/2
Article no.	132187	132207	132200	132205

\* in conjunction with Optional Pedelec garage with interior height increased to 1,240 mm



## Article no.

212080

Super package <sup>9)</sup>	126 kg	
Price in £		6,035
Your savings		3,765
Driver's cabin automatic air conditioning <sup>33)</sup>		1,635
Cruise control		270
"Luxus" main cabin door with three point and central locking incl. remote control in the ignition key, with "coming home" function <sup>17)</sup>		1,275
Central locking for exterior hatches and scooter garage hatch (not gas box and hatch for toilet cassette)		850
Carthago "bestview" bus mirror system with driver's cabin door lighting, mirror housing in Bicolour black/silver platinum, electrically adjustable		300
Seat surfaces with angle and height adjustment (front/back), driver's cabin seats		425
Crank rear steadies to prevent swaying in standing position		325
Dashboard finish: Fine wood inlays, dashboard ventilation grille in silver		255
Radio / DVD double DIN with large touch screen incl. DAB+ radio wiring, roof aerial including 2 loudspeakers in driver's cabin and 2 above living area seating, DVB-T 2 reception		795
USB socket in overhead storage cabinet above rear bed		80
Wiring for solar system		170
Wiring for satellite system		170
Wiring for reversing camera (camera with single lens)		170
Bar cabinet with glass holder and glass set above kitchen		315
Rear garage upgrade with needle felt, luggage nets		255
SOG toilet fan, ventilation via roof chimney		255
Truma DuoControl CS with crash sensor, automatic changeover and de-icing functions		270
Thetford C260 toilet with ceramic insert		130
Heat exchanger for heating living area with engine heat during driving, incl. engine pre-heating function		765
Carthago set of 3 ship's instruments		235
Carthago reversing camera system with single lens integrated in rear part and 7" colour monitor at side of dashboard		855
Total price of individual options		11,395
210330 <b>SURCHARGE</b> Media centre incl. DAB+ with navigation and motorhome route guidance <sup>19)</sup>		1,030
210300 <b>SURCHARGE</b> Reversing camera with double lens and shutter at rear wall instead of single lens		515

## Article no.

210700

210730

Kitchen / coffee <sup>9)</sup>	12 kg	with filter coffee machine	with capsule coffee maker
Price in £		1,265	1,385
Your savings		290	295
Inverter for 12 V to 230 V, 1,800 Watt, mains priority circuit		1,445	1,445
Krups coffee machine		110	-
Capsule coffee maker (Dolce Gusto) for standard coffee machine lift		-	235
Total price of individual options		1,555	1,680

## Article no.

210561

210563

Satellite and TV package <sup>9)</sup>	38/46 kg	32" (Not XL models)	40" (Only XL models)
Price in £		2,900	3,410
Your savings		845	1,150
LED 32" flat screen incl. receiver <sup>39)</sup>		1,445	-
LED 40" flat screen incl. receiver		-	1,530
Electric pull-out for 40" LED flat screen		-	730
Teleco Flatsat Classic 85 satellite system with CI slot <sup>14)</sup>		2,300	2,300
Total price of individual options		3,745	4,560
210213 <b>SURCHARGE</b> Teleco Flatsat Classic 85 satellite system with skew and twin LNB for second receiver with CI slot <sup>14) 23)</sup>		2,130	2,130
210217 <b>SURCHARGE</b> Oyster Vision 85 satellite system with skew and twin LNB for second TV/receiver		250	250



Article no.		210580	210581	210584
<b>Sleeping area TV package<sup>9)</sup></b>	<b>18/14/13 kg</b>	Models I 50 LE, 51 LE, 61 XL LE	Models I 51 QB Suite, 58 XL QB Suite	Models I 51 QB, 64 XL QB
<b>Price in £</b>		<b>1,105</b>	<b>1,020</b>	<b>1,105</b>
<b>Your savings</b>		<b>530</b>	<b>410</b>	<b>535</b>
Carthago special TV pull-out system for standard TV cabinet in sleeping area (extends into centre aisle) incl. connecting kit <sup>36)</sup>		575	-	-
TV connection in rear bed area incl. connecting kit <sup>36)</sup>		-	370	-
Wiring for TV connection in rear bed area incl. cable set in canopy and cover <sup>36)</sup>		-	-	210
24" LED flat screen <sup>39)</sup>		1,060	1,060	-
24" LED flat screen incl. receiver and TV holder, loudspeaker and integrated contact switch wirelessly integrated in television wall for sleeping area (only in conjunction with connecting kit)		-	-	1,430
Total price of individual options		1,635	1,430	1,640
210212 <b>SURCHARGE</b> Teleco Flatsat Classic 85 satellite system with skew and twin LNB for second receiver with CI slot <sup>14) 23)</sup>		2,180	2,180	2,180
210216 <b>SURCHARGE</b> Oyster Vision 85 satellite system with skew and twin LNB for second TV/receiver		2,480	2,480	2,480

Article no.		210840
<b>Summer air conditioning package<sup>9)</sup></b>	<b>90 kg</b>	<b>£</b>
<b>Price in £</b>		<b>2,730</b>
<b>Your savings</b>		<b>1,035</b>
Truma Aventa comfort roof-mounted air-conditioning system <sup>14)</sup>		1,960
Awning cassette in aluminium, grey canvas, maximum possible length depends on model		1,805
Total price of individual options		3,765
210310 <b>SURCHARGE</b> electrical awning (not for 6m awning)		405



Article no.		not in conjunction with option	£ incl. 20 % VAT	Added weight kg	I 49 DB	I 50 LE	I 50 LE / DA	I 51 LE	I 51 LE / DA	I 51 QB	I 51 QB / DA	I 51 QB Suite	I 51 QB Suite / DA
<b>Fiat Ducato chassis</b>													
310201	Engine version 150 HP (110 kW), £o 6, 2.3l capacity, 4-cylinder, 380 Nm		1,525	-	○	○	○	○	○	○	○	○	○
310221	Engine version 177 HP (130 kW), £o 6, 2.3l capacity, 4-cylinder, 400 Nm, incl. leather steering wheel and leather gear knob		3,755	-	○	○	○	○	○	○	○	○	○
310400	6-speed automatic manual gearbox		1,850	17	○	○	○	○	○	○	○	○	○
310610	Fuel tank volume 120 l instead of standard 90 l		215	28	○	○	○	○	○	○	○	○	○
330070	Driver's cabin heated seats (driver / passenger seat)		590	2	○	○	○	○	○	○	○	○	○
330340	16 inch aluminium wheels, Fiat for f40 heavy chassis		505	-10	○	○	–	○	–	○	–	○	–
330345	16 inch alloy rims Fiat for f40 heavy chassis (for double axle)		850	-15	–	–	○	–	○	–	○	–	○
212400	Increased load from 4,500 kg to 4,800 kg (AL-KO Air Premium X2 four alloy wheels with increased load) <sup>28)</sup>	330340	5,045	45	○	○	–	○	–	○	–	○	–
212405	Increased load 212400 with AL-KO Air Premium X4 <sup>29)</sup>	330340	9,830	50	○	○	–	○	–	○	–	○	–
212410	Increased load from 5,000 kg to 5,400 kg total gross vehicle weight (for double axle) <sup>30)</sup>		850	-	–	–	○	–	○	–	○	–	○
212415	Increased load 212410 with AL-KO Air Premium X2 <sup>30)</sup>		4,695	60	–	–	○	–	○	–	○	–	○
212420	Increased load 212410 with AL-KO Air Premium X4 <sup>30)</sup>		9,315	82	–	–	○	–	○	–	○	–	○
330840	AL-KO Air Premium X2 Fully pneumatic suspension on the rear axle with raising / lowering function <sup>13)</sup>		3,035	45	○	○	–	○	–	○	–	○	–
330860	Fully pneumatic suspension 330840 for double axle <sup>13)</sup>		4,160	60	–	–	○	–	○	–	○	–	○
330880	AL-KO Air Premium X4, 4 channel full pneumatic suspension on the rear and front axle with automatic levelling <sup>13) 20)</sup>		7,345	50	○	○	–	○	–	○	–	○	–
330900	Fully pneumatic suspension 330880 for double axle <sup>13) 20)</sup>		9,060	82	–	–	○	–	○	–	○	–	○
331341	AL-KO HY4 hydraulic supporting jack system with automatic levelling front and back (available from 12/2018)		6,145	70	○	○	○	○	○	○	○	○	○
311816	AL-KO "ACS" High Performance front axle spring strut		695	-	○	○	○	○	○	○	○	○	○
311820	AL-KO "ALC" Level Controller rear axle		1,310	25	○	○	–	○	–	○	–	○	–
331200	Static cornering light with dual function as fog light		510	4	○	○	○	○	○	○	○	○	○
331600	Spare wheel with mount instead of standard fix and go repair kit	610240	265	20	○	○	○	○	○	○	○	○	○
331610	LED technology main headlight		850	-	○	○	○	○	○	○	○	○	○
311400	Trailer coupling		1,415	60	○	○	○	○	○	○	○	○	○
311430	Trailer coupling in conjunction with Pedelec garage		1,685	50	–	–	–	–	–	○	○	–	–

○ = Special equipment X = Standard equipment – = not possible ● = contained in package

Article no.		not in conjunction with option	£ incl. 20 % VAT	Added weight kg	I 49 DB	I 50 LE	I 50 LE / DA	I 51 LE	I 51 LE / DA	I 51 QB	I 51 QB / DA	I 51 QB Suite	I 51 QB Suite / DA
<b>Main cabin exterior</b>													
410150	Additional security locks in the drivers cabin door and main cabin door		490	2	○	○	○	○	○	○	○	○	○
410260	"Silverline" outer colour concept (driver cabin and bodywork in silver) <sup>21)</sup>		2,470	1	○	○	○	○	○	○	○	○	○
410580	Aluminium roof awning frame, grey canvas, length: 5.0 m		1,450	50	●	○	○	○	○	○	○	○	○
410600	Aluminium roof awning frame, grey canvas, length: 5.5m		1,635	55	–	●	●	●	●	●	●	●	●
410640	Electric roof awning (230V) aluminium frame, grey canvas, length: 5.5 m <sup>43)</sup>		2,045	60	–	○	○	○	○	○	○	○	○
410690	LED light strip on the awning		260	5	○	○	○	○	○	○	○	○	○
410660	Winter insulating mat set for front and side windows of driver's cabin, outside		340	10	○	○	○	○	○	○	○	○	○
410710	Double floor storage compartment pull-out system with four transport boxes	810660 (except XL)	590	20	○	○	○	○	○	○	○	○	○
410711	Storage compartment box set, multi-piece, made to measure for every double floor as a kit		475	25	○	○	○	○	○	○	○	○	○
410114	Patented Pedelec garage with load height expansion to 124 cm <sup>42)</sup>	610500	370	15	–	–	–	–	–	○	○	–	–
410925	Insertion and transport system for 2 Pedelecs/E-bikes (only in conjunction with Pedelec garage option)		535	20	–	–	–	–	–	○	○	–	–
<b>Electrical system</b>													
510212	Truma iNet-System for remote control of heating, air conditioning (optional - if compatible) incl. "Truma LevelControl" (gas fill level retrieval), app controlled		625	1	○	○	○	○	○	○	○	○	○
510040	Third 80 Ah main cabin gel battery with 2 x 16 A chargers = 32 A		490	50	○	○	○	○	○	○	○	○	○
510081	Solar energy system: 2 x 100 Watt <sup>14)</sup>		1,705	20	○	○	○	○	○	○	○	○	○
510101	Solar energy system: 1 x 135 Watt <sup>14)</sup>		1,190	15	○	○	○	○	○	○	○	○	○
510121	Solar energy system: 2 x 135 Watt <sup>14)</sup>		2,045	30	○	○	○	○	○	○	○	○	○
510180	Inverter for 12 V to 230 V, 1,800 W with mains priority circuit <sup>12)</sup>		1,445	10	●	●	●	●	●	●	●	●	●
510201	Carthago security alarm system (living area ultrasonic sensors, door and scooter garage contact switch, panic alarm function, vehicle turn signal activation, KO gas - propane / butane gas sensor) <sup>35)</sup>		680	5	○	○	○	○	○	○	○	○	○
510255	Socket package with additional sockets (3 x 230 V, available from 10/2018) <sup>45)</sup>		255	3	○	○	○	○	○	○	○	○	○
510500	Electric windscreen heater with time control		640	–	○	○	○	○	○	○	○	○	○
<b>Gas / Water / Other</b>													
610120	External gas connection behind passenger side double floor exterior hatch		200	5	○	○	○	○	○	○	○	○	○
610021	Gas filter for Truma Duo Control CS (only in conjunction with Truma Duo Control CS)		230	1	○	○	○	○	○	○	○	○	○
610240	Thetford toilet with pump system and faeces tank, tank volume: 13-l cassette plus 127-l faeces tank (total 140 l) <sup>16)</sup>	331600	1,100	30	–	–	○	–	○	–	○	–	○
610400	Additional toilet cassette incl. mount		250	5	○	○	○	○	○	○	○	○	○
610500	Aluminium chequered floor for scooter garage	410114	125	20	○	○	○	○	○	○	○	○	○
610520	Safe (fitted in double floor, subject to floor plan)		355	10	○	○	○	○	○	○	○	○	○

○ = Special equipment X = Standard equipment – = not possible ● = contained in package



Article no.		not in conjunction with option	£ incl. 20 % VAT	Added weight kg	I 49 DB	I 50 LE	I 50 LE / DA	I 51 LE	I 51 LE / DA	I 51 QB	I 51 QB / DA	I 51 QB Suite	I 51 QB Suite / DA
<b>Kitchen / Appliances</b>													
550020	Kitchen work surface in heavy Corian, seamless surface		1,060	10	○	○	○	○	○	○	○	○	○
550082	160-l Tec-Tower fridge combination with separate freezer compartment with grill and gas oven <sup>22)</sup>		765	20	○	○	○	○	○	○	○	○	○
550240	Krups coffee machine for standard lift from overhead storage compartment		110	2	●	●	●	●	●	●	●	●	●
550286	Capsule coffee maker (Dolce Gusto) for standard coffee machine lift		235	2	●	●	●	●	●	●	●	●	●
<b>Heating / Air conditioning</b>													
650020	ALDE: Heated floor mat in driver's cabin		465	10	○	○	○	○	○	○	○	○	○
650160	Webasto warm water auxiliary fuel heater incl. engine pre-heating function <sup>18)</sup>		1,690	10	○	○	○	○	○	○	○	○	○
650180	Added hot water underfloor heating: additional heating coils in double floor in area of lounge seating group		420	10	–	–	○	–	○	–	○	–	○
650260	Truma Aventa Comfort roof-mounted air conditioning system instead of standard roof-mounted fan <sup>14)</sup>		1,960	45	●	●	●	●	●	●	●	●	●
<b>Radio/Multimedia/TV</b>													
710084	Driver's cabin media centre with DAB+, navigation function and motorhome route guidance <sup>19)</sup>		1,155	12	○	○	○	○	○	○	○	○	○
710180	Carthago reversing camera system, double lens and shutter on rear wall incl. 7" colour monitor at side of dashboard		1,365	7	○	○	○	○	○	○	○	○	○
710575	Service camera on the waste water tank drain pipe with display via double DIN monitor in the dashboard, only with radio, media centre or reversing camera options		335	2	○	○	○	○	○	○	○	○	○
710548	32" LED flat screen for the TV pull-out system <sup>39)</sup>		1,445	10	●	●	●	●	●	●	●	●	●
710460	Additional TV connection in rear bed area incl. connecting kit <sup>36) 44)</sup>	710470	250	3	●	–	–	–	–	–	–	●	●
710471	Carthago special TV pull-out system for standard TV cabinet in sleeping area (extends into centre aisle) incl. connecting kit for lengthways single beds models <sup>36)</sup>		575	8	–	●	●	●	●	–	–	–	–
710470	24" LED flat screen incl. receiver and loudspeaker for rear bed area integrated into furniture construction (only suite floor plans or only in sleeping area TV package) <sup>39)</sup>	710460	1,060	10	–	●	●	●	●	–	–	●	●
710477	Wiring for TV connection in rear bed area incl. cable set in canopy and cover		210	3	–	–	–	–	–	●	●	–	–
710478	24" LED flat screen incl. receiver and TV holder, speaker and integrated wireless contact switch (power and TV signal) integrated in television wall for sleeping area (only in conjunction with connecting kit)		1,430	10	–	–	–	–	–	●	●	–	–
710600	High-quality Sound Package with subwoofer, 320 Watt for excellent acoustics <sup>25)</sup>		2,130	6	○	○	○	○	○	○	○	○	○

○ = Special equipment X = Standard equipment – = not possible ● = contained in package

Article no.		not in conjunction with option	£ incl. 20 % VAT	Added weight kg	I 49 DB	I 50 LE	I 50 LE / DA	I 51 LE	I 51 LE / DA	I 51 QB	I 51 QB / DA	I 51 QB Suite	I 51 QB Suite / DA
<b>Satellite systems</b>													
750041	Teleco Flatsat Classic 85 satellite system with CI slot <sup>14) 23)</sup>		2,470	28	●	●	●	●	●	●	●	●	●
750046	Teleco Flatsat Classic 85 satellite system with skew and twin LNB for second receiver with CI slot <sup>14) 23)</sup>		2,645	30	○	○	○	○	○	○	○	○	○
750060	Oyster 85 HD TV satellite system: TV reception via size 85 mirror with CI slot <sup>14) 23)</sup>		2,645	30	○	○	○	○	○	○	○	○	○
750086	Oyster Vision 85 satellite system with skew and twin LNB for second TV/receiver <sup>14) 23)</sup>		2,985	37	○	○	○	○	○	○	○	○	○
<b>Interior/Worlds of living/Worlds of sleeping</b>													
810031	Style world Monaco: overhead storage cabinet doors in living and sleeping areas in summer chestnut wood decor instead of high gloss cream		0	-	○	○	○	○	○	○	○	○	○
810465	"Sky Dream comfort" with continuous overhead storage cabinets above the lounge seating group and driver's cabin, two large panorama skylights integrated in the suspended designer roof liner with indirect ambient lighting.		1,705	-30	○	○	○	○	○	○	○	○	○
810200	Electric roller blinds behind windscreen (fold-down bed width reduced to 1,300 mm)		1,275	20	○	○	○	○	○	○	○	○	○
810360	Electrically operated fold-down bed		840	5	○	○	○	○	○	○	○	○	○
810440	Without fold-down bed, roof storage compartments above driver's cabin instead		490	-40	○	○	○	○	○	○	○	○	○
810580	Lounge seating group can be converted into a sleeping place	810830	365	10	○	○	○	○	○	○	○	○	○
810660	5th seat on side seat bench with 3-point seat belt (note: removes living room window) <sup>5)</sup>	410710	620	10	○	○	○	○	○	○	○	○	○
810140	Loose, removable carpet in driver's cabin and living area		385	10	○	○	○	○	○	○	○	○	○
<b>Living area materials</b>													
850040	Venezia – Antara / fabric combination		Stand- ard	-	X	X	X	X	X	X	X	X	X
850080	Barcelona – Antara / fabric combination		Stand- ard	-	X	X	X	X	X	X	X	X	X
850120	Toulouse – Antara / fabric combination		Stand- ard	-	X	X	X	X	X	X	X	X	X
850180	Macchiato part leather – leather / fabric combination		1,105	7	○	○	○	○	○	○	○	○	○
850200	Savannah part leather – leather / fabric combination		1,105	7	○	○	○	○	○	○	○	○	○
850220	Cream part leather – leather / fabric combination		1,105	7	○	○	○	○	○	○	○	○	○
850240	Cream leather		2,730	10	○	○	○	○	○	○	○	○	○
850291	Sand leather		2,730	10	○	○	○	○	○	○	○	○	○
850296	Macchiato leather		2,730	10	○	○	○	○	○	○	○	○	○
850265	Stone Bicolour leather		2,815	10	○	○	○	○	○	○	○	○	○
850293	Sand Performance leather (with diamond quilting pattern and stitching)		3,155	10	○	○	○	○	○	○	○	○	○
850298	Macchiato Performance leather (with diamond quilting pattern and stitching)		3,155	10	○	○	○	○	○	○	○	○	○
850501	Carthago world of sleep & deco-set consists of: one or three decorative cushions (depending on floor plan), a Jacquard house blanket with woven-in Carthago logo and a fitted sheet set to match the respective floor plan		300	7	○	○	○	○	○	○	○	○	○

○ = Special equipment X = Standard equipment – = not possible ● = contained in package





Article no.		not in conjunction with option	£ incl. 20 % VAT	Added weight kg	I 58 XL QB Suite	I 61 XL LE	I 64 XL QB
<b>Fiat Ducato chassis (double axle)</b>							
310201	Engine version 150 HP (110 kW), £o 6, 2.3l capacity, 4-cylinder, 380 Nm		1,525	-	○	○	○
310221	Engine version 177 HP (130 kW), £o 6, 2.3l capacity, 4-cylinder, 400 Nm, incl. leather steering wheel and leather gear knob		3,755	-	○	○	○
310400	6-speed automatic manual gearbox		1,850	17	○	○	○
310610	Fuel tank volume 120 l instead of standard 90 l		215	28	○	○	○
330070	Driver's cabin heated seats (driver / passenger seat)		590	2	○	○	○
330345	16 inch alloy rims Fiat for f40 heavy chassis (for double axle)		850	-15	○	○	○
212410	Increased load from 5,000 kg to 5,400 kg total gross vehicle weight (with double axle)		850	-	○	○	○
212415	Increased load from 5,000 kg to 5,400 kg total gross vehicle weight (AL-KO Air Premium X2)		4,695	60	○	○	○
212420	Increased load 212415 with AL-KO Air Premium X4		9,315	82	○	○	○
330860	AL-KO Air Premium X2, Fully pneumatic suspension at rear axle with raising / lowering function, for double axle		4,160	60	○	○	○
330900	AL-KO Air Premium X4, 4-channel full pneumatic suspension at rear and front axle with automatic levelling, for double axle		9,060	82	○	○	○
331341	AL-KO HY4 hydraulic supporting jack system with automatic levelling front and back (available from 12/2018)		6,145		○	○	○
311816	AL-KO "ACS" High Performance front axle spring strut		695	-	○	○	○
331200	Static cornering light with dual function as fog light		510	4	○	○	○
331600	Spare wheel with mount instead of standard fix and go repair kit	610240	265	20	○	○	○
331610	LED technology main headlight		850	-	○	○	○
311400	Trailer coupling		1,415	60	○	○	○
311430	Trailer coupling in conjunction with Pedelec garage		1,685	50	-	-	○
<b>Main cabin exterior</b>							
410150	Additional security locks in the drivers cabin door and main cabin door	410180	490	2	○	○	○
410260	"Silverline" outer colour concept (driver cabin and bodywork in silver) <sup>21)</sup>		2,470	1	○	○	○
410580	Aluminium roof awning frame, grey canvas, length: 5.0 m		1,450	50	○	○	○
410600	Aluminium roof awning frame, grey canvas, length: 5.5m		1,635	55	○	○	○
410670	Aluminium roof awning frame, grey canvas: 6.0 m length		1,805	60	●	●	●
410640	Electric roof awning (230V) aluminium frame, grey canvas, length: 5.5 m <sup>43)</sup>		2,045	60	○	○	○
410690	LED light strip on the awning		260	5	○	○	○
410660	Winter insulating mat set for front and side windows of driver's cabin, outside		340	10	○	○	○
410710	Double floor storage compartment pull-out system with four transport boxes	810660 (except XL)	590	20	○	○	○
410711	Storage compartment box set, multi-piece, made to measure for every double floor as a kit		475	25	○	○	○
410114	Patented Pedelec garage with load height extension up to 124 cm <sup>42)</sup>	610500	370	15	-	-	○
410925	Insertion and transport system for 2 Pedelecs/E-bikes (only in conjunction with Pedelec garage)		535	20	-	-	○
<b>Electrical system</b>							
510212	Truma iNet-System for remote control of heating, air conditioning (optional - if compatible) incl. "Truma LevelControl" (gas fill level retrieval), app controlled		625	1	○	○	○
510040	Third 80 Ah main cabin gel battery with 2 x 16 A chargers = 32 A		490	50	○	○	○
510081	Solar energy system: 2 x 100 Watt <sup>14)</sup>		1,705	20	○	○	○
510101	Solar energy system: 1 x 135 Watt <sup>14)</sup>		1,190	20	○	○	○
510121	Solar energy system: 2 x 135 Watt <sup>14)</sup>		2,045	40	○	○	○
510180	Inverter for 12 V to 230 V, 1,800 W with mains priority circuit <sup>12)</sup>		1,445	10	●	●	●
510201	Carthago security alarm system (living area ultrasonic sensors, door and scooter garage contact switch, panic alarm function, vehicle turn signal activation, KO gas - propane / butane gas sensor) <sup>35)</sup>		680	5	○	○	○
510255	Socket package with additional sockets (3 x 230 V, available from 10/2018) <sup>45)</sup>		255	3	○	○	○
510500	Electric windscreen heater with time control		640	-	○	○	○

Article no.		not in conjunction with option	£ incl. 20 % VAT	Added weight kg	I 58 XL QB Suite	I 61 XL LE	I 64 XL QB
<b>Gas / Water / Other</b>							
610021	Gas filter for Truma Duo Control CS (only in conjunction with Truma Duo Control CS)		230	1	○	○	○
610120	External gas connection behind passenger side double floor exterior hatch		200	5	○	○	○
610220	Thetford C 260 toilet with ceramic insert and 3-stage filling level display	610240	130	5	●	●	●
610240	Thetford toilet with pump system and faeces tank, tank volume: cassette 13 l plus faeces tank 127l (total 140 l)	331600	1,110	30	○	○	○
610400	Additional toilet cassette incl. mount		250	5	○	○	○
610500	Aluminium chequered floor for scooter garage	410114	125	20	○	○	○
610520	Safe (fitted in double floor, subject to floor plan)		355	10	○	○	○
<b>Kitchen / Appliances</b>							
550020	Kitchen work surface in heavy Corian, seamless surface		1,060	10	○	○	○
550082	160-l Tec-Tower fridge combination with separate freezer compartment with grill and gas oven <sup>22)</sup>		765	20	○	○	○
550240	Krups coffee machine for standard lift from overhead storage compartment		110	2	●	●	●
550286	Capsule coffee maker (Dolce Gusto) for standard coffee machine lift		235	2	●	●	●
<b>Heating / Air conditioning</b>							
650020	ALDE: heated floor mat in driver's cabin		465	10	○	○	○
650160	Webasto warm water additional fuel heating incl. engine pre-heating function		1,690	10	○	○	○
650180	Added hot water underfloor heating: additional heating coils in double floor in area of lounge seating group		420	10	○	○	○
650260	Truma Aventa Comfort roof-mounted air conditioning system instead of standard roof-mounted fan		1,960	45	●	●	●
<b>Radio/Multimedia/TV</b>							
710084	Driver's cabin media centre with DAB+, navigation function and motorhome route guidance		1,155	12	○	○	○
710180	Carthago reversing camera system, double lens and shutter on rear wall incl. 7" colour monitor at side of dashboard		1,365	7	○	○	○
710575	Service camera on the waste water tank drain pipe with display via double DIN monitor in the dashboard, only with radio, media centre or reversing camera options		335	2	○	○	○
710505	40" LED flat screen incl. electric pull-out system <sup>39)</sup>		2,260	18	●	●	●
710460	Additional TV connection in rear bed area incl. connecting kit	710470	250	3	●	–	–
710470	24" LED flat screen incl. receiver and loudspeaker for rear bed area integrated into furniture construction (only suite floor plans or only in sleeping area TV package)	710460	1,060	10	●	●	–
710471	Carthago special TV pull-out system for standard TV cabinet in sleeping area (extends into centre aisle) incl. connecting kit for lengthways single beds models <sup>36)</sup>		575	8	–	●	–
710477	Wiring for TV connection in rear bed area incl. cable set in canopy and cover		210	3	–	–	●
710478	24" LED flat screen incl. receiver and TV holder, speaker and integrated wireless contact switch (power and TV signal) integrated in television wall for sleeping area (only in conjunction with connecting kit)		1,430	10	–	–	●
710600	High-quality sound package with 320 watt subwoofer for excellent acoustics		2,130	6	○	○	○
<b>Satellite systems</b>							
750041	Teleco Flatsat Classic 85 satellite system with CI slot <sup>14) 23)</sup>		2,470	28	●	●	●
750046	Teleco Flatsat Classic 85 satellite system with skew and twin LNB for second receiver with CI slot <sup>14) 23)</sup>		2,645	30	○	○	○
750060	Oyster 85 HD TV satellite system: TV reception via size 85 mirror with CI slot <sup>14) 23)</sup>		2,645	30	○	○	○
750086	Oyster Vision 85 satellite system with skew and twin LNB for second TV/receiver <sup>14) 23)</sup>		2,985	37	○	○	○
<b>Interior/Worlds of living/Worlds of sleeping</b>							

○ = Special equipment X = Standard equipment – = not possible ● = contained in package



Article no.		not in conjunction with option	£ incl. 20 % VAT	Added weight kg	I 58 XL QB Suite	I 61 XL LE	I 64 XL QB
810031	Style world Monaco: overhead storage cabinet doors in living and sleeping areas in summer chestnut wood decor instead of high gloss cream		0	-	O	O	O
810465	"Sky Dream comfort" with continuous overhead storage cabinets above the lounge seating group and driver's cabin, two large panorama skylights integrated in the suspended designer roof liner with indirect ambient lighting.		1,705	-30	O	O	O
810200	Electric roller blinds behind windscreen (fold-down bed width reduced to 1,300 mm)		1,275	20	O	O	O
810360	Electrically operated fold-down bed		840	5	O	O	O
810440	Without fold-down bed, roof storage compartments above driver's cabin instead		490	-40	O	O	O
810580	Lounge seating group can be converted into a sleeping place	810830	365	10	O	O	O
810662	5th Side seat bench with 3-point seat belt	410710	830	10	O	O	O
810830	Pull-out living room table	810580	410	1	O	O	O
810140	Loose, removable carpet in driver's cabin and living area		385	10	O	O	O
<b>Living area materials</b>							
850040	Venezia – Antara / fabric combination		<b>Standard</b>	-	X	X	X
850080	Barcelona – Antara / fabric combination		<b>Standard</b>	-	X	X	X
850120	Toulouse – Antara / fabric combination		<b>Standard</b>	-	X	X	X
850180	Macchiato part leather – leather / fabric combination		1,105	7	O	O	O
850200	Savannah part leather – leather / fabric combination		1,105	7	O	O	O
850220	Cream part leather – leather / fabric combination		1,105	7	O	O	O
850240	Cream leather		2,730	10	O	O	O
850291	Sand leather		2,730	10	O	O	O
850296	Macchiato leather		2,730	10	O	O	O
850265	Stone Bicolour leather		2,815	10	O	O	O
850293	Sand Performance leather (with diamond quilting pattern and stitching)		3,155	10	O	O	O
850298	Macchiato Performance leather (with diamond quilting pattern and stitching)		3,155	10	O	O	O
850501	Carthago world of sleep & deco-set consists of: one or three decorative cushions (depending on floor plan), a Jacquard house blanket with woven-in Carthago Logo and a fitted sheet set to match the individual floor plan		300	7	O	O	O





### The crown jewel of the Carthago liner class:

more convenience, more self-sufficiency, more independence (Iveco Daily 50 C / 65 C up to 6.7 t total permissible weight)



#### Exclusive front and rear design:

- “Carthago v-face” front design
- Modern GRP bus rear



#### Living area concept and yachtline furniture line:

- Two-level room concept with standing height in the living area: 2.11 m
- Spacious and extra comfortable round seating group for up to 6 people



#### Double floor basement with huge, heated storage space:

- Usable height up to 74 cm (Iveco Daily 65C: 78 cm)
- Exterior access via several large hatches. Convenient interior access via the L-shaped seat bench cover of the L-shaped lounge seating group and via the swing-up side seat bench and the large living area floor hatches
- Large, central through-loading space (interior height 20 cm) with storage compartment cellar (usable height 20 cm), easy to load via the entry door thanks to large, adjustable living area floor hatches
- Entire double floor heated with climate storage function.



#### XL self-sufficiency values:

- 235 l fresh water/200 l waste water
- 2x80 Ah batteries (extendible)
- ALDE warm water heating technology



#### Carthago bodywork concept of the Liner premium class:

- Highly stable chassis connection via frame members (roof-wall/floor-wall)
- Entirely wood-free construction with water-repellent RTM hard foam and insulating core
- Aluminium interior wall and lighting strike protection
- Micro fibre climate-regulating wall covering

### Basic vehicle

#### Iveco Daily 50 C

- Iveco Daily 50 C (total permitted gross vehicle weight 5.6 t)/65 C (total permitted gross vehicle weight 6.7 t) high frame, dual wheels on rear axle
- HPI 3.0 l diesel engine, 150 HP (110 kW), 6, 6-speed gearbox, rear-wheel drive with Adblue
- ABS, electric immobiliser, ESP, ASR, hill holder, Hill Descent Control (HDC), Traction Plus
- LED daytime driving light
- Fog light
- Front axle with individual wheel suspension and torsion bar suspension, double wishbone and increased axle load capacity, rigid rear axle with parabolic suspension
- Fuel tank 90 l
- Preparation of trailer coupling (rear bumper cut-out, electric cabling)

### Main cabin

#### Bodywork concept of the Liner premium class

- Completely wood-free body shell
- Roof outer shell GRP: Hail protection, floor panel with GRP at top and bottom: moisture and stone chipping protection, rot resistant
- Roof/wall connection via curved roof and frame member, increases rigidity of body
- Side walls/rear wall: aluminium on outside and inside (heat storage effect: 1,000 times higher conductivity than wood), RTM hard foam insulating core in roof, floor and side walls (no moisture absorption possible)
- Thermal bridge-free and highly stable chassis connection via shape-fitting bonded aluminium frame members with additional cold-stop
- Side roof rack system, easy accessory attachment and rain deflection
- roof surface can be walked on
- Total wall and roof thickness, 38 mm
- Carthago lighting protection tested: Faraday cage by means of aluminium chassis interior and additional lightning protection measures
- 10-year leak-free guarantee
- Exterior hatches made from the original side wall material “Carthago Isoplus” for uninterrupted insulation
- Double hatch seal: internal/external (external seal as protection against splashed water)
- Exterior hatches with concealed recessed hinges: Elegant, seamlessly integrated look
- Fuel tank lid flush-mounted into the side wall (car standard)
- Segmented side skirts made from aluminium extruded profiles, powder coated (easy to repair)
- GRP bus rear with sandwich rear wall below (separate rear bumper, repair-friendly in the event of damage)
- Carthago rear lights in modern design with Carthago “C” branding as LED lamp unit
- Exterior access to double floor storage compartment with large, extra-low exterior hatch with convenient one-handed operation
- Central locking of driver’s cabin door / main door
- Heki III panorama skylight above lounge seating group 90 x 60 cm
- Cabin window Seitz de luxe, thermal bridge-free double frame with insulated glazing, flat outer window surface, fly screen roller blind, pleated blackout blind and window stay
- Main cabin door “premium two” with security double locking, two locking bolts, door window with insulated glazing, pleated blackout blind, separate insect screen roller blind
- Exterior LED light above cabin door with integrated rain deflector
- Electrically extendible entrance step, additional operation via driver’s cabin and warning buzzer
- Cabin door entrance lowered in insulated double floor heated to prevent cold coming in
- Carpet in entrance area
- Carthago entry lighting in the entrance area
- Safety key system for all cabin doors and hatches

### Carthago driver’s cabin

- Driver’s cabin visibility concept with dashboard lowered towards the front with view of road surface at 2.77 m for active driving
- Extra-large panorama window, with increased depth
- Front pleated windscreen blind with honeycomb structure for best possible insulation, vertical operation (sun blind, privacy and light blocking with protection from heat and cold)
- “Bestview” bus mirror system with large main and wide angle for perfect



- all-round visibility, electrically adjustable
- Coming Home function with integrated driver's cabin door lighting in the mirror arm
- Mirror arm extensions with rain deflection function
- Single level transition from the living area to driver's cabin
- Front mask in high-quality, GRP structure with double-shell insulation, some attachments can be individually replaced
- Coach windscreen wiper system running in opposite direction with enlarged field of view in the rain.
- Aguti "Roadliner" comfort seats for driver and passenger incl. logo in fine wood inlay, rotatable, upholstered in same material as living area, with integrated seat belts and adjustable armrests at both sides
- Dashboard with integrated cup holders on driver and passenger sides
- Driver's cabin seat position offset towards the outside: better view to side and more room for movement in the living condition
- Driver's cabin door with security double locking, electrically adjustable windows and additional rain gutter
- Standing height beneath fold-down bed of up to 200 cm
- Pleated blackout blind behind side windows (can be operated from the side)
- Shelf/sideboard on the drivers side with two high-performance heating convectors and the storage space above
- LED ambient lighting in the drivers cabin, can be dimmed separately
- Engine compartment noise insulation with extra "Silence" noise insulation package
- Driver's cabin access with practical shelf and entrance lighting
- 230 V/12 V/USB sockets in driver's cabin/front seating group area

### Thermal concept in driver's cabin

- Insulating double glazing in driver's cabin: side windows and door window with pleated blackout blinds with side guides
- Convector Package with 2-speed fan underneath driver's seat (booster), can be switched on for targeted heating of footwell
- Targeted dashboard heating for additional driver's cabin heating: integrated heating convectors with circulation baffle plate (double convectors at driver and passenger sides)

### Double floor basement with huge, heated storage space

#### Functions:

- On board technology mount, storage space and climate storage, under-floor heating, integrated for driving stability
- Stepless, continuous floor in living area
- Underfloor heating effect: heat is stored in the insulated double floor and radiates from below into the entire living area floor
- Double floor basement with huge, heated storage compartment, usable height up to 74 cm (Iveco Daily 65C: 78 cm), exterior access via several large hatches, convenient access from the inside via L-shaped lounge seating group L-shaped seat bench cover and swing-up side seat bench as well as the large living area floor hatch, large central through-loading compartment (interior height 20 cm) with extra-low basement storage compartment (usable height 20 cm), easy to load through the entrance door via the large living area floor hatch
- Integrated central water drain in large basement storage compartment can be operated from inside and outside
- LED lighting of double floor storage compartment

### Scooter garage

- Large scooter garage, extra low for more interior height
- Convenient loading through the low loading edge
- Lowering via shape-fitting, bonded aluminium frame member, can be loaded up to 450 kg
- Access via two large garage hatches on driver and passenger side, supported by gas pressure rods, opens upward with closing straps
- Garage floor: original floor panel with GRP on outside and inside, garage floor with anti-slip coating
- Garage insulated all round and heated – frostproof
- Lashing system for securing luggage using stable frame members incl. 8 lashing eyes
- 230 V socket/12 V socket
- Exterior shower in scooter garage at passenger side (hot/cold) with shower head and connecting hose

### Interior design

- Riva World of Style: furniture surface in summer chestnut design with overhead cabinet doors in high gloss cream

- Kitchen and kitchen overhead cabinet doors in Yacht One design, high gloss cream

### Living area

- "Yachtline" furniture architecture in exclusive yacht style, two level room concept with extra large living area height of 2.11 m
- Large front round seating group in driver's cabin / living area with wide side seat bench, room for up to 6 persons with two 3-point seat belts in the direction of travel including neck supports
- Folding seat bench top for 2 fully-fledged seats while driving
- Living area window above side bench on passenger side
- Luxury living area table with exclusive, real wood rounded profile, 2-way movement (operation via foot pedal) for optimum integration of all seats
- Living room seat padding with multilayer premium foam core and back support function
- "Quick-up" 32" TFT pull-out system behind the side seat bench backrest (XL models 40")
- L-shaped seat bench cover with access to double floor storage space with patented fitting, easy to open without removing upholstery
- Durafix double connection technology: furniture parts bolted and mortised for a durable connection, top stability and permanent quietness without annoying rattling furniture noise during travel
- Solid metal, household-quality holder rods, hinges and rails
- Door closer with soft cushioning prevents noises being caused while travelling
- Roman blind system on all living area windows, pleated in household quality: easy to operate with chain, system can be completely removed for cleaning, additional decorative curtain matching living area upholstery
- Interior of walls and roof with microfibre climate-regulating wall covering for an exclusive living room ambience and for regulating the living area climate
- 12 V / 230 V socket in the driver's cabin / lounge seating group area

### Kitchen

- Robust kitchen work surface in "Savannah" decor with Corian drip edge
- Work surface lit from underneath with LED light strip
- "Easy glide" drawers on rollers, self-closing with anti-slam
- Kitchen units with central pull-out, two separated waste bins and additional pull-out basket
- Electrical central locking for the kitchen drawers - securely closed while travelling
- "Flex" drawer organizer for individual arrangement of drawers
- Separate drawer for cutlery with organiser, bottle holder
- "Professional Gourmet" 3-ring hob with split glass cover for additional surface space with robust cast iron grate and easy-clean glass surface
- Stainless steel round sink flush mounted in the worktop, with split and multifunctional sink cover (flush work surface, cutting board or additional storage area)
- Practical wall holder for sink cover as additional work surface/cutting board
- High designer tap made from high-quality metal, with ceramic seal and extending spray head
- Kitchen rear wall in cream decorative glass
- Coffee machine lift can be lowered from overhead storage cabinet
- Bar cupboard with decorative glass door and interior lighting
- 160 l refrigerator with separate freezer compartment, automatic energy source finder 12 V / 230 V / gas operation
- Slide out storage cabinet, can be pulled out
- Electric extractor hood above the kitchen area with exhaust and supply air function
- 230 V socket under the roof storage compartments

### Bathroom

#### Changing room & room partitioning:

- Separate Changing Room: solid wooden sliding door in front of bedroom - washroom door as room divider to living area (Model I 50 LE)
- Separate Changing Room: pull-out room divider and television wall in front of the bedroom – washroom door as room divider to living area (model I 52 QB)
- Separate Changing Room: pull-out room divider and television wall (models 52 QB Suite, 58 XL QB Suite with fixed room divider and television wall; 61 XL LE with wooden sliding door in front of bedroom) and full length mirror in front of bedroom - room high sliding door as room divider to living area (models 52 QB Suite, 58 XL QB Suite, 61 XL LE, 64 XL QB)
- Room-high wardrobe with two clothes rails and shelf integrated in the



- changing room (models 50 LE, 52 QB, XL models)
- Changing room with Midi-Heki skylight

### XL bathroom (XL models, not Suite models):

- Maxi room concept with integrated washing area with designer washbasin in XL format
- Mini Heki skylight in changing area
- Pull-out television wall with room dividing function from bedroom with two-piece full length mirror
- XL round shower with waterproof shower insert with same design as living area floor, easy to remove for cleaning purposes
- Rain shower room with Micro Heki skylight above incl. pleated blackout blind
- Shower head height-adjustable on chrome rail
- Shower room design with dark granite look (shower tray and shower corner pillar) with coat hooks
- Shower walls with sandstone decor
- Additional warm water underfloor heating: additional heating coils in bathroom double floor area
- Mini-Heki skylight in toilet room
- Separate toilet room with practical towel warmer and Thetford C 260 standard cassette toilet with ceramic insert

### Bathroom:

- Separate, spacious shower room at opposite side with 2 position-independent drains
- "One level" shower access
- Shower with waterproof shower insert with same design as living area floor, easy to remove for cleaning purposes (not models 52 Suite, 58 XL QB Suite)
- Shower walls with sandstone decor
- Rain shower room with Micro Heki skylight above incl. pleated blackout blind
- Shower room design with dark granite look (shower tray and shower console) with coat hooks (models 51 QB Suite, 58 XL QB Suite in Wellness White)
- Height-adjustable hand shower on chromium rail (not models 52 Suite, 58 XL Suite)
- Wash stand base unit with toilet paper holder and storage compartment
- Large mirror storage cabinet with shelves
- Single mixer tap with high-quality ceramic sealing
- Solid bathroom door with metal handle and door lock
- Practical double function door for simultaneous separation of sleeping area / bathroom area from toilet (not XL models)

## Sleeping

### Fold-down bed above the driver's cabin area:

- Largest sleeping area 195 x 160 cm in its class
- Medically recommended point elastic sleeping system Carawinx, heated and ventilated with quality mattress
- Extra lowered position of the bed: easy access to the bed and excellent sitting height in bed, climb into bed via the side seat (no ladder required)
- Stable and wobble-free in lowered sleeping position
- Book shelf and LED spotlights
- Dividing curtain between fold-down bed and living area
- Mini Heki skylight above fold-down bed

### Fixed beds in the rear area:

- Medically recommended point elastic sleeping system Carawinx, heated and ventilated
- Quality 7-zone cold foam mattress for optimal and healthy sleeping comfort
- Lengthways single beds / queen-size bed: adjustable head section
- Sleeping area extension between the lengthways single beds using additional mattress (no ladder needed)
- Convenient access steps can be pulled out towards the front when the sleeping area extension is being used (lengthways single bed floor plans)
- Lengthways single beds: integrated TV cabinet in bedroom with shelf base (except models with pull-out television wall)
- Wardrobes on left and right next to the queen-size bed
- Wardrobes beneath the lengthways single beds, easily accessible from front and above via the lift function - recess in the double floor for additional volume
- Mini-Heki skylight above rear bed
- All-round roof storage compartment with large storage volume (queen-size bed floor plan: overhead storage cabinets above bed)

## On-board technology

### Water:

- Fresh water and waste water tanks integrated in the heated double floor, frost-free and for optimal centre of gravity (volume: 235 l of fresh water, 200 l of waste water)
- Fresh and waste water tanks with cleaning cap accessible via living area floor hatch and scooter garage (depending on model)
- Ball drain cocks frost-safe and easy to access in the double floor (central water drain)
- Water supply via low-maintenance and reliable water pressure pump system
- Waste water hose set with large diameter and reliable bayonet connection

### Gas:

- Gas compartment, located externally in a low position and therefore easy to access (depending on model)
- Holds 2 x 11 kg gas bottles, separate exterior hatch with stay
- Gas taps easily accessible in kitchen area

### Electricity:

- Electric centre, easily accessible in scooter garage incl. chargers /fuses / fuse protection, 22 A automatic charger, electronic control, automatic shut-off when voltage too low, including vehicle battery charging function
- Heated battery centre, with 2 x 80 Ah gel batteries in double floor, access via scooter garage, with main power switch
- Backlit multi-function panel, easy to operate, within technical panel above entrance door

### Innovative lighting concept:

- LED spotlights in living area above seating group beneath overhead storage cabinets and beneath rear bed, kitchen and fold-down bed overhead storage cabinets
- Ceiling canopy with additional LED spotlights and indirect LED lighting for cosy ambience
- LED spot light with background lighting in the entrance area
- LED spot light with background lighting in the round bathroom wall (not in the luxury bathroom)
- Lighting system in the living area continuous dimmer function so you can choose your own lighting mood
- Separate night lighting in the floor with LED spotlights, can be switched from entrance and sleeping area
- Two-level living areas step to changing room with flush-fitted surface lighting

### TV:

- TV pull-out system in side seat bench backrest and connection pre-wiring for 32"
- Model XL: TV connection wiring for 40" flat screen

## Heating technology

### ALDE warm water heating technology:

- ALDE warm water heating, operated using 230 V electricity or gas, incl. 230 V heating cartridge, warm water boiler, venting valve, numerous convectors in driver's cabin, dashboard, living area, double floor and scooter garage
- Underfloor heating: Heat is stored in insulated double floor and radiates from below into the entire living area floor, maintaining a pleasant temperature
- Additional warm water underfloor heating: additional heating coils in XL - bathroom double floor area
- Targeted dashboard heating for additional warming of driver's cabin area: Insulated sandwich area beneath the dashboard with warm water heating coils for surface heating
- Booster: Convector Package with 2-speed fan underneath driver's seat, additional convector in the entry doorway

## Comprehensive equipment fitted as standard:

- Two-level room concept with 2.11 m living room height
- Extra low double floor basement storage compartment with central water drain
- "XXL jumbo space" double floor storage compartment with massive storage compartment height and central through-loading storage compartment
- Outdoor shower in scooter garage
- Electric central locking for the kitchen drawers
- Coffee machine lift
- Slide out storage cabinet
- Medically recommended sleeping system Carawinx



	I 50 LE	I 52 QB	I 52 QB Suite
Standard chassis	Iveco Daily 50C	Iveco Daily 50C	Iveco Daily 65C
Basic motorisation	Diesel 3.0 I (150 HP/110 kW)	Diesel 3.0 I (150 HP/110 kW)	Diesel 3.0 I (150 HP/110 kW)
Length/width/height (in mm) <sup>1) 2) 3)</sup>	7,910/2,270/3,125 (3,290**)	8,250/2,270/3,125 (3,290**)	8,370/2,270/3,290
Wheelbase (in mm)	4,350	4,350	4,350
Double floor height/Basement storage (in mm)	200/200	200/200	200/200
Standing height in living area/ changing area/sleeping area (in mm)	2,110/1,980	2,110/1,980	2,110/1,980
Rear garage interior height (in mm)	1,450	1,250	1,250
Rear garage door width / height Passenger side (in mm)	1,150/1,400	1,150/1,200	1,150/1,200
Door width/height rear garage driver side (in mm)	1,100/1,250	1,150/1,200	1,150/1,120
Tech. permissible total weight (in kg) <sup>6)</sup>	5,600/5,800*/6,700**	5,600/5,800*/6,700**	6,700
Weight in running order (in kg) <sup>6) 7) 9)</sup>	4,005	4,025	4,365
Unladen weight in finished factory condition (in kg)	3,790	3,810	4,150
Max. towed load (in kg) <sup>10)</sup>	3,500	3,500	3,500
Maximum number of seats with 3-point seat belt while driving <sup>5)</sup>	4/5 <sup>15)</sup>	4/5 <sup>15)</sup>	4/5 <sup>15)</sup>
Standard / optional sleeping places	4/5	4/5	4/5
Rear bed dimensions (in mm)	2,050/2,020 x 850	2,000 x 1,450	2,000 x 1,450
Folding bed dimensions (in mm)	1,950 x 1,600	1,950 x 1,600	1,950 x 1,600
Sitting group bed conversion dimensions (in mm)	1,950 x 1,480/845	1,950 x 1,480/845	1,950 x 1,480/845
Fridge volume/of which freezer compartment (in l)	160/30	160/30	160/30
Heating system	Alde WW	Alde WW	Alde WW
Fresh water volume (in l)	235	235	235
Waste water volume (in l)	200	200	200
Battery capacity (in Ah Gel)	2 x 80	2 x 80	2 x 80
230 V/12 V/USB sockets	5/2/2	5/2/2	5/2/2
Article no.	132305	132315	132317

\* if option 330243 selected, increased load 5.8 t \*\* if chassis version 65 C selected



### Comprehensive equipment fitted as standard:

- Two-level room concept with 2.11 m living room height
- Extra low double floor basement storage compartment with central water drain
- "XXL jumbo space" double floor storage compartment with massive storage compartment height and central through-loading storage compartment
- Outdoor shower in scooter garage
- Electric central locking for the kitchen drawers
- Coffee machine lift
- Slide out storage cabinet
- Medically recommended sleeping system Carawinx



Extra long side seat bench with pull-out sleeping / seat area



Extra long side seat bench with pull-out sleeping / seat area

XL Bathroom



Extra long side seat bench with pull-out sleeping / seating area

XL Bathroom

	I 58 XL QB Suite	I 61 XL LE	I 64 XL QB
Standard chassis	Iveco Daily 65C	Iveco Daily 65C	Iveco Daily 65C
Basic motorisation	Diesel 3.0 I (150 HP/110 kW)	Diesel 3.0 I (150 HP/110 kW)	Diesel 3.0 I (150 HP/110 kW)
Length/width/height (in mm) <sup>1) 2) 3)</sup>	8,570/2,270/3,290	8,600/2,270/3,290	8,860/2,270/3,290
Wheelbase (in mm)	4,750	4,750	5,100
Double floor height/Basement storage (in mm)	200/200	200/200	200/200
Standing height in living area / changing area / Bedroom (in mm)	2,110/1,980	2,110/1,980	2,110/1,980
Rear garage interior height (in mm)	1,290	1,450	1,290
Door width/height rear garage passenger side (in mm)	1,150/1,200	1,100/1,250	1,150/1,200
Door width/height rear garage driver side (in mm)	1,150/1,200	1,100/1,250	1,150/1,200
Tech. permissible total weight (in kg) <sup>6)</sup>	6,700	6,700	6,700
Weight in running order (in kg) <sup>6) 7) 9)</sup>	4,515	4,455	4,505
Unladen weight in finished factory condition (in kg)	4,300	4,240	4,290
Max. towed load (in kg) <sup>10)</sup>	3,500	3,500	3,500
Maximum number of seats with 3-point seat belt while driving <sup>5)</sup>	4/5 <sup>15)</sup>	4/5 <sup>15)</sup>	4/5 <sup>15)</sup>
Standard / optional sleeping places	4/5	4/5	4/5
Rear bed dimensions (in mm)	2000x1450	2,000/2,000 x 850	2000x1450
Folding bed dimensions (in mm)	1950x1600	1950x1600	1950x1600
Sitting group bed conversion dimensions (in mm)	1,950 x 1,480/845	1,950 x 1,480/845	1,950 x 1,480/845
Fridge volume/of which freezer compartment (in l)	160/30	160/30	160/30
Heating system	Alde WW	Alde WW	Alde WW
Fresh water volume (in l)	235	235	235
Waste water volume (in l)	200	200	200
Battery capacity (in Ah Gel)	2 x 80	2 x 80	2 x 80
230 V/12 V/USB sockets	5/2/2	5/2/2	5/2/2
Article no.	132327	132320	132325



## Article no.

212090

Super package <sup>9)</sup>	122 kg	
Price in £		6,035
Your savings		3,840
Driver's cabin automatic air conditioning <sup>33)</sup>		1,410
ESP with Traction Control <sup>41)</sup>		600
"Luxus" main cabin door with three point and central locking incl. remote-control with "coming home" <sup>17)</sup>		1,275
Central locking for exterior hatches and scooter garage hatch (not gas box and toilet cassette hatch)		850
Dashboard finish: Fine wood inlays		210
Carthago "bestview" bus mirror system with driver's cabin door lighting, mirror housing in Bicolour black/silver platinum, electrically adjustable		300
Crank rear steadies to prevent swaying in standing position		340
Seat surfaces with angle and height adjustment (front/back), driver's cabin seats		425
Radio / DVD double DIN with large touch screen incl. DAB+ reversing camera monitor function incl. radio wiring, roof aerial including 2 loudspeakers in driver's cabin and 2 above living area seating, DVB-T 2 reception		795
USB socket in overhead storage cabinet above rear bed		80
Wiring for solar system		170
Wiring for satellite system		170
Wiring for reversing camera (camera with single lens)		170
Bar cabinet with glass holder and glass set above kitchen		315
Rear garage upgrade with needle felt, luggage nets		255
SOG toilet fan, ventilation via roof chimney		255
Truma DuoControl CS with crash sensor, automatic changeover and de-icing functions		270
Thetford C260 toilet with ceramic insert <sup>62)</sup>		130
Heat exchanger for heating living area with engine heat during driving, incl. engine pre-heating function		765
Carthago set of 3 ship's instruments		235
Carthago reversing camera system with single lens integrated in rear part and 7" monitor at side of dashboard		855
Total price of individual options		9,875
210330 <b>SURCHARGE</b> Media centre incl. DAB+ with Navigation and motorhome route guidance <sup>19)</sup>		1,030
210300 <b>SURCHARGE</b> Reversing camera with double lens and shutter at rear wall instead of single lens		515

## Article no.

210561

210563

Satellite and TV package <sup>9)</sup>	38/46 kg	32" (Not XL models)	40" (Only XL models)
Price in £		2,900	3,410
Your savings		1,015	1,320
LED 32" flat screen incl. receiver <sup>39)</sup>		1,445	-
LED 40" flat screen incl. receiver		-	1,530
Electric pull-out for 40" LED flat screen		-	730
Teleco Flatsat Classic 85 satellite system with CI slot <sup>14)</sup>		2,470	2,470
Total price of individual options		3,915	4,730
210213 <b>SURCHARGE</b> Teleco Flatsat Classic 85 satellite system with skew and twin LNB for second receiver with CI slot <sup>14) 23)</sup>		165	165
210217 <b>SURCHARGE</b> Oyster Vision 85 satellite system with skew and twin LNB for second TV/receiver		250	250

## Article no.

210580

210581

210584

Sleeping area TV package <sup>9)</sup>	18/14/13 kg	Models I 50 LE, 61 XL LE	Models I 52 QB Suite, I 58 XL QB Suite	Models I 52 QB, I 64 XL QB
Price in £		1,105	1,020	1,105
Your savings		530	410	535
Carthago special TV pull-out system for standard TV cabinet in sleeping area (extends into centre aisle) incl. connecting kit <sup>36)</sup>		575	-	-
TV connection in rear bed area incl. connecting kit <sup>36)</sup>		-	370	-
Wiring for TV connection in rear bed area incl. cable set in canopy and cover <sup>36)</sup>		-	-	210
24" LED flat screen <sup>39)</sup>		1,060	1,060	-
24" LED flat screen incl. receiver and TV holder, loudspeaker and integrated contact switch wirelessly integrated in television wall for sleeping area (only in conjunction with connecting kit)		-	-	1,430
Total price of individual options		1,635	1,430	1,640
210212 <b>SURCHARGE</b> Teleco Flatsat Classic 85 satellite system with skew and twin LNB for second receiver with CI slot <sup>14) 23)</sup>		2,180	2,180	2,180
210216 <b>SURCHARGE</b> Oyster Vision 85 satellite system with skew and twin LNB for second TV/receiver		2,480	2,480	2,480





Article no.		210700	210730
<b>Kitchen / coffee <sup>9)</sup></b>	<b>12 kg</b>	with filter coffee machine	with capsule coffee maker
<b>Price in £</b>		<b>1,265</b>	<b>1,385</b>
<b>Your savings</b>		<b>290</b>	<b>295</b>
Inverter for 12 V to 230 V, 1,800 Watt, mains priority circuit		1,445	1,445
Krups coffee machine		110	-
Capsule coffee maker (Dolce Gusto) for standard coffee machine lift		-	235
Total price of individual options		1,555	1,680

Article no.		210840
<b>Summer air conditioning package <sup>9)</sup></b>	<b>100 kg</b>	<b>£</b>
<b>Price in £</b>		<b>2,730</b>
<b>Your savings</b>		<b>1,035</b>
Truma Aventa comfort roof-mounted air-conditioning system <sup>14)</sup>		1,960
Awning cassette in aluminium, grey canvas, maximum possible length depends on model		1,805
Total price of individual options		3,765
210310 <b>SURCHARGE</b> electrical awning (not for 6m awning)		405

Article no.		not in conjunction with option	£ incl. 20 % VAT	Added weight kg	I 50 LE	I 52 QB	I 52 QB Suite	I 58 XL Suite	I 61 XL LE	I 64 XL QB
<b>Iveco Daily undercarriage</b>										
310010	Chassis variant Iveco Daily 65C (including increased load 6.7 t total permissible weight, increased front axle load 2.3t) <sup>31)</sup>		10,470	290	O	O	X	X	X	X
310261	Engine version Iveco 21: 3.0 l Euro 6 AdBlue, 4 cylinder, 205 HP (150 kW), 470 Nm, incl. 8-speed automatic torque converter transmission		7,325	123	O	O	O	O	O	O
310620	Differential lock on rear axle		795	15	O	O	O	O	O	O
330070	Driver's cabin heated seats (driver / passenger seat)		590	2	O	O	O	O	O	O
331340	Hydraulic 4-channel supporting jack system with automatic levelling <sup>46)</sup>	610060	6,405	130	O	O	O	O	O	O
331200	Static cornering light with dual function as fog light		510	4	O	O	O	O	O	O
410010	Entrance step, drivers cabin access, retracted and extracted electrically <sup>34)</sup>		425	5	O	O	O	O	O	O
331353	Wood/leather steering wheel in yacht design (can be swivelled away, driver's seat turns into a reclining seat in living area position)		850	-	O	O	O	O	O	O
331610	LED technology main headlight		850	-	O	O	O	O	O	O
331440	Trailer coupling (max. towed load 3,300 kg for 50 C)		1,685	50	O	O	O	O	O	O
<b>Iveco Daily 50 C/65 C undercarriage technology</b>										
330620	50 C: chassis 2 basic vehicle package (package recommended) <sup>24)</sup> • Wider-gauge front and rear axle • Fully pneumatic suspension at rear axle for raising/lowering • Stainless steel wheel trims on the front and rear axle		5,085	25	O	O	-	-	-	-
330600	50 C: chassis 1 basic vehicle package <sup>24)</sup> • Wider-gauge front and rear axle • Additional pneumatic suspension on front axle/fully pneumatic suspension on rear axle with raising/lowering • Stainless steel wheel trims at front and rear axle		7,435	70	O	O	-	-	-	-
330242	50 C: alloy rims on the front axle (only in combination with basic vehicle package)		2,045	-5	O	O	-	-	-	-
330243	Increased load for standard chassis 50C from 5.6 t to 5.8 t total permissible weight incl. front axle load 2.3 t only in conjunction with option alloy rims		2,560	-	O	O	-	-	-	-
330605	65 C: chassis 1 basic vehicle package (package recommended) <sup>24)</sup> • Wider-gauge front axle • Additional pneumatic suspension on front axle/fully pneumatic suspension on rear axle with raising/lowering • Stainless steel wheel trims on the front and rear axle		8,880	30	O	O	O	O	O	O
330244	65 C: alloy rims on the front axle (only in combination with basic vehicle package)		2,045	-5	O	O	O	O	O	O
<b>Main cabin exterior</b>										
410150	Additional security locks in the drivers cabin door and main cabin door		490	2	O	O	O	O	O	O
410260	"Silverline" outer colour concept (driver cabin and bodywork in silver) <sup>21)</sup>		2,470	1	O	O	O	O	O	O
410580	Aluminium roof awning frame, grey canvas, length: 5.0 m		1,450	50	O	O	O	O	O	O
410600	Aluminium roof awning frame, grey canvas, length: 5.5 m <sup>43)</sup>		1,635	55	●	●	●	O	O	O
410670	Aluminium roof awning frame, grey canvas: 6.0 m length		1,805	60	-	●	●	●	●	●
410640	Electric roof awning (230V) aluminium frame, grey canvas, length: 5.5 m		2,045	60	O	O	O	O	O	O
410690	LED light strip on the awning		260	5	O	O	O	O	O	O
410660	Winter insulating mat set for front and side windows of driver's cabin, outside		340	10	O	O	O	O	O	O
410710	Double floor storage compartment pull-out system with four transport boxes	810660 (except XL)	590	20	O	O	O	O	O	O
410711	Storage space box set, multi-part, tailored for every double floor as a kit		475	25	O	O	O	O	O	O

O = Special equipment X = Standard equipment - = not possible ● = contained in package



Article no.		not in conjunction with option	£ incl. 20 % VAT	Added weight kg	I 50 LE	I 52 QB	I 52 QB Suite	I 58 XL Suite	I 61 XL LE	I 64 XL QB
<b>Electrical system</b>										
510212	Truma iNet-System for remote control of heating, air conditioning (optional - if compatible) incl. "Truma LevelControl" (gas fill level retrieval), app controlled		625	1	○	○	○	○	○	○
510040	Third main cabin 80 Ah gel battery: Total of 3 x 80 Ah incl. chargers 2 x 16 A = 32 A		490	50	○	○	○	○	○	○
510061	Electric power package: Total of 4 x 80 Ah gel batteries, incl. 44 Ah charger (available from 12/2018)		825	50	○	○	○	○	○	○
510081	Solar energy system: 2 x 100 Watt <sup>14)</sup>		1,705	20	○	○	○	○	○	○
510101	Solar energy system: 1 x 135 Watt <sup>14)</sup>		1,190	15	○	○	○	○	○	○
510121	Solar energy system: 2 x 135 Watt <sup>14)</sup>		2,045	30	○	○	○	○	○	○
510180	Inverter for 12 V to 230 V, 1,800 W with mains priority circuit <sup>12)</sup>		1,445	10	●	●	●	●	●	●
510201	Carthago security alarm system (living area ultrasonic sensors, door and scooter garage contact switch, panic alarm function, vehicle turn signal activation, KO gas - propane / butane gas sensor) <sup>35)</sup>		680	5	○	○	○	○	○	○
510255	Socket bundle with additional sockets (3 x 230 V, available from 10/2018) <sup>45)</sup>		255	3	○	○	○	○	○	○
510500	Electric windscreen heater with time control		640	-	○	○	○	○	○	○
<b>Gas / Water / Other</b>										
610021	Gas filter for Truma Duo Control CS (only in conjunction with Truma Duo Control CS)		230	1	○	○	○	○	○	○
610060	Fixed gas tank with de-icing heating, 60 litre volume <sup>46)</sup>	331340	1,525	50	○	○	○	○	○	○
610120	External gas connection behind passenger side double floor exterior hatch		200	5	○	○	○	○	○	○
610260	Thetford toilet with pump system and faeces tank, tank volume: 13 l cassette and 123 l faeces tank or 210 l faeces tank (depending on floor plan) <sup>16)</sup>	610243	1,385	30	○	○	○	○	○	○
610243	Ceramic fixed tank toilet with capacity of 120 l or 200 l (depending on floor plan), cleaning spray nozzle with Gardena connection (attention: Restricted double floor basement storage compartment size, available from 12/2018) <sup>47)</sup>	610260	1,705	25	○	○	○	○	○	○
610300	Faeces tank rinsing using grey water circulation pump system		730	5	○	○	○	○	○	○
610400	Additional toilet cassette incl. mount		250	5	○	○	○	○	○	○
610500	Aluminium chequered floor for scooter garage	410114	125	20	○	○	○	○	○	○
610520	Safe (fitted in double floor, subject to floor plan)		355	10	○	○	○	○	○	○
<b>Kitchen / Appliances</b>										
550020	Kitchen work surface in heavy Corian, seamless surface		1,060	10	○	○	○	○	○	○
550082	160-l Tec-Tower fridge combination with separate freezer compartment with grill and gas oven <sup>22)</sup>		765	20	○	○	○	○	○	○
550240	Krups coffee machine for standard lift from overhead storage compartment		110	2	●	●	●	●	●	●
550286	Capsule coffee maker (Dolce Gusto) for standard coffee machine lift		235	2	●	●	●	●	●	●
<b>Heating / Air conditioning</b>										
650160	Webasto warm water auxiliary fuel heater incl. engine pre-heating function <sup>18)</sup>		1,690	10	○	○	○	○	○	○
650190	Added warm water underfloor heating: additional heating coils in lounge seating group double floor area, incl. driver's cabin		420	10	○	○	○	○	○	○
650260	Truma Aventa Comfort roof-mounted air conditioning system instead of standard roof-mounted fan <sup>14)</sup>		1,960	45	●	●	●	●	●	●

○ = Special equipment X = Standard equipment – = not possible ● = contained in package

Article no.		not in conjunction with option	£ incl. 20 % VAT	Added weight kg	I 50 LE	I 52 QB	I 52 QB Suite	I 58 XL Suite	I 61 XL LE	I 64 XL QB
<b>Radio/Multimedia/TV</b>										
710084	Driver's cabin media centre with DAB+, navigation function and motor-home route guidance		1,155	12	○	○	○	○	○	○
710180	Carthago reversing camera system, double lens and shutter on rear wall incl. 7" colour monitor at side of dashboard		1,365	7	○	○	○	○	○	○
710575	Service camera on the waste water tank drain pipe with display via double DIN monitor in the dashboard, only with radio, media centre or reversing camera options		335	2	○	○	○	○	○	○
710548	32" LED flat screen for TV pull-out system		1,445	10	●	●	●	—	—	—
710505	40" LED flat screen incl. electric pull-out system <sup>39)</sup>		2,260	18	—	—	—	●	●	●
710460	Additional TV connection in rear bed area incl. connecting kit	710470	250	3	—	—	●	●	—	—
710471	Carthago special TV pull-out system for standard TV cabinet in sleeping area (extends into centre aisle) incl. connecting kit for lengthways single beds models <sup>36)</sup>		575	8	●	—	—	—	●	—
710470	24" LED flat screen incl. receiver and loudspeaker for rear bed area integrated into furniture construction (only suite floor plans or only in sleeping area TV package)	710460	1,060	10	●	—	●	●	●	—
710477	Wiring for TV connection in rear bed area incl. cable set in canopy and cover		210	3	—	●	—	—	—	●
710478	24" LED flat screen incl. receiver and TV holder, speaker and integrated wireless contact switch (power and TV signal) integrated in television wall for sleeping area (only in conjunction with connecting kit)		1,430	10	—	●	—	—	—	●
710600	High-quality sound package with 320 watt subwoofer for excellent acoustics		2,130	6	○	○	○	○	○	○
<b>Satellite systems</b>										
750041	Teleco Flatsat Classik 85 satellite system with CI slot <sup>14) 23)</sup>		2,470	28	●	●	●	●	●	●
750046	Teleco Flatsat Classik 85 satellite system with skew and twin LNB for second receiver with CI slot <sup>14) 23)</sup>		2,645	30	○	○	○	○	○	○
750060	Oyster 85 HD TV satellite system: TV reception via size 85 mirror with CI slot <sup>14) 23)</sup>		2,645	30	○	○	○	○	○	○
750086	Oyster Vision 85 satellite system with skew and twin LNB for second TV/receiver <sup>14) 23)</sup>		2,985	37	○	○	○	○	○	○
<b>Interior/Worlds of living/Worlds of sleeping</b>										
810031	Style world Monaco: overhead storage cabinet doors in living and sleeping areas in summer chestnut wood decor instead of high gloss cream		0	0	○	○	○	○	○	○
810200	Electric roller blinds behind windscreen (fold-down bed width reduced to 1,300 mm)		1,275	20	○	○	○	○	○	○
810360	Electrically operated fold-down bed		840	5	○	○	○	○	○	○
810440	Without fold-down bed, roof storage compartments above driver's cabin instead		490	-40	○	○	○	○	○	○
810465	"Sky Dream comfort" with continuous overhead storage cabinets above the lounge seating group and driver's cabin, two large panorama skylights integrated in the suspended designer roof liner with indirect ambient lighting.		1,705	-30	○	○	○	○	○	○
810580	Lounge seating group can be converted into a sleeping place	810830	365	10	○	○	○	○	○	○
810660	5th seat on side seat bench with 3-point seat belt (note: removes living room window) <sup>5)</sup>	410710	620	10	○	○	○	—	—	—
810662	5th seat on side seat bench with 3-point seat belt <sup>5) 27)</sup>	410710 710501	830	10	—	—	—	○	○	○
810830	Pull-out living room table	810580	410	1	—	—	—	○	○	○
810140	Removable carpet in the driver's cabin and living area		385	10	○	○	○	○	○	○

○ = Special equipment X = Standard equipment — = not possible ● = contained in package



Article no.		not in conjunction with option	£ incl. 20 % VAT	Added weight kg	I 50 LE	I 52 QB	I 52 QB Suite	I 58 XL Suite	I 61 XL LE	I 64 XL QB
<b>Living area materials</b>										
850040	Venezia – Antara / fabric combination		<b>Standard</b>	-	X	X	X	X	X	X
850080	Barcelona – Antara / fabric combination		<b>Standard</b>	-	X	X	X	X	X	X
850120	Toulouse – Antara / fabric combination		<b>Standard</b>	-	X	X	X	X	X	X
850180	Macchiato part leather – leather / fabric combination		1,105	7	○	○	○	○	○	○
850200	Savannah part leather – leather / fabric combination		1,105	7	○	○	○	○	○	○
850220	Cream part leather – leather / fabric combination		1,105	7	○	○	○	○	○	○
850240	Cream leather		2,730	10	○	○	○	○	○	○
850291	Sand leather		2,730	10	○	○	○	○	○	○
850296	Macchiato leather		2,730	10	○	○	○	○	○	○
850265	Stone Bicolour leather		2,815	10	○	○	○	○	○	○
850293	Sand Performance leather (with diamond quilting pattern and stitching)		3,155	10	○	○	○	○	○	○
850298	Macchiato Performance leather (with diamond quilting pattern and stitching)		3,155	10	○	○	○	○	○	○
850501	Carthago world of sleep & deco-set consists of: one or three decorative cushions (depending on floor plan), a Jacquard house blanket with woven-in Carthago logo and a fitted sheet set to match the respective floor plan		300	7	○	○	○	○	○	○







### Unique. Innovative. Extravagant.

Rear round lounge seating group, optionally with electrically extendible TV lounge, with raised kitchen worktop in the shape of a vertical wave for visual room partitioning and unique 4-room concept (Fiat Ducato AL-KO 2-axle/3-axle and Iveco Daily 50C/65C)



#### Unique floor plan concept (Model 53 with overall length of just 7.83 m):

- Round rear lounge seating group with electrically extendible TV lounge, raised kitchen worktop in the shape of a vertical wave for visual room separation and unique 4 room concept
- (Optional) 40" electrically extendible flat screen
- Integrated Pedelec/scooter garage beneath rear seating group with interior height of 114 cm (up to 148 cm in 53 L)
- Electrically lowerable lengthways single bed with large and continuous sleeping area of 200/195x210 cm, can be positioned extra-low for easy access to the bed via pull-out access steps, outstanding headroom, wobble-free support in sleeping position



#### Double floor basement with huge, heated storage space:

- Usable height up to 50 cm (Fiat)/57 cm (Iveco)
- Exterior access via several large hatches
- Convenient Interior access via large living area floor hatches
- Extra deep double floor exterior storage compartment (height 63 cm, width 110 cm) at driver and passenger sides
- Large, central through-loading space (interior height 36 cm/ Fiat, 33 cm/ Iveco) with large storage compartment cellar (usable height 36 cm/ Fiat, 33 cm/Iveco), easy to load via the entry door thanks to large, adjustable living area floor hatches
- Entire double floor heated with climate storage function



#### Technology and self-sufficiency:

- Large fresh and waste water reserves (225 l/180 l)
- Central water drain in double floor (entrance area) convenient and frost-proof
- Hot water central heating with heat booster in driver's cabin
- Real warm water underfloor heating in seating group area

### Basic vehicle

#### Fiat Ducato with AL-KO low frame

- Model 53: Fiat Ducato AL-KO low frame single axle, model 53 L: Fiat Ducato AL-KO low frame double axle
- Wheel trim with Carthago lettering
- Engine: Diesel 2.3 l Multi-Jet, 130 HP (96 kW), 4 cylinders, 320 Nm, £o 6, 6-speed gearbox, front-wheel drive
- Driver/passenger airbag, ABS, electronic immobiliser, ESP, ASR, hill holder, Hill Descent Control
- Reinforced spring on the front axle with increased axle load up to 2.3 t
- Fog light
- LED daytime driving light
- Mud flaps at front and rear axle
- Fuel tank 90 l

#### Iveco Daily

- Model 53: Iveco Daily 50 C (total permitted gross vehicle weight 5.6 t)
- Model 53 L: Iveco Daily 65 C (total permitted gross vehicle weight 6.7 t)
- HPI 3.0 l diesel engine 150 HP (110 kW), £o 6, 6-speed gearbox, rear-wheel drive
- ABS, electronic immobiliser, ASR (traction control system) and hill holder
- Front axle with individual wheel suspension and torsion bar suspension, double wishbone and increased axle load capacity, rigid rear axle with parabolic suspension
- Fog light
- LED daytime driving light
- Fuel tank 90 l

### Main cabin

#### Bodywork concept of the Liner premium class

- Completely wood-free body shell
- Roof outer shell GRP acts as hail protection, floor panel with GRP top and bottom: moisture and stone chipping protection, rot resistant
- Roof/wall connection via curved roof and frame member, increases rigidity of body
- Side walls/rear wall: aluminium on outside and inside (heat storage effect: 1,000 times better conductivity)
- Thermal bridge-free and highly stable chassis connection via shape-fitting bonded aluminium frame members with additional cold-stop
- Side roof rack system for easy accessory attachment and rain deflection
- roof surface can be walked on
- Total wall and roof thickness, 38 mm
- Carthago lighting protection tested: Faraday cage by means of aluminium chassis interior and additional lightning protection measures
- 10-year leak-free guarantee
- Exterior hatches made from the original side wall material "Carthago Isoplus" for uninterrupted insulation
- Double hatch seal: internal/external (outer seal as protection against splashed water)
- Exterior hatches with concealed recessed hinges: elegant, seamlessly integrated look
- Fuel tank lid flush-mounted into the side wall
- Segmented side skirts made from aluminium extruded profiles, powder coated (easy to repair)
- GRP bus rear with insulated rear sandwich wall (separate rear bumper, easy to repair in the event of any damage)
- Carthago rear lights in modern design with Carthago "C" branding as LED light extension
- Central locking of driver's cabin door / main door
- Heki III panorama skylight above round lounge seating group (90 x 60 cm)
- Seitz de luxe main cabin window, thermal bridge-free double frame with insulated glazing, flush exterior surface, fly screen roller blind, pleated blackout blind and window stay
- Exterior LED light above cabin door with integrated rain deflector
- Electrically extendible entrance step, additional operation via driver's cabin and warning buzzer
- Cabin door entrance lowered in insulated double floor heated to prevent cold coming in

- Carthago entry lighting in the entrance area
- Safety key system for all cabin doors and hatches

### Carthago driver's cabin

- Driver's cabin visibility concept with lowered dashboard design for early view of road surface for active driving
- Extra large panorama windscreen
- Front pleated windscreen blind with honeycomb structure for best possible insulation, vertical operation (sun blind, privacy and light blocking with protection from heat and cold)
- "Bestview" bus mirror system with large main and wide angle for perfect all-round visibility, electrically adjustable
- "Coming Home" function with integrated driver's cabin door lighting in the mirror arm
- Mirror arm extensions with rain deflection function
- Front mask in high-quality, double-shell GRP structure with insulation, attachment parts can be replaced separately
- Coach windscreen wiper system wiping in the opposite direction with extended field of vision when raining (version on Iveco Daily)
- Aguti "Roadliner" comfort seats for driver and passenger incl. logo in fine wood inlay, upholstered in same fabric as living area, with integrated seat belts and adjustable armrests at both sides
- Shelf/sideboard on the passenger side with two high-performance heating convectors and the storage space above
- Leather-covered bottom panelling for fold-down bed with two illuminated shelves and LED spotlights in driver and passenger areas
- Driver's cabin door with security double locking, electrically adjustable windows and additional rain gutter
- Low and therefore more convenient door entrance (version on Fiat Ducato)
- Large sideboard with practical storage compartment on drivers side
- LED ambient lighting in drivers cabin - with separate dimming
- Engine compartment noise insulation with extra "Silence" noise insulation package
- Driver's cabin access with practical shelf and entrance lighting

### Thermal concept in driver's cabin

- Insulating double glazing in driver's cabin: side windows and driver's cabin door window, with pleated blackout blinds operated from the sides
- Convector Package with 2-speed fan underneath driver's seat (booster), can be switched on for targeted heating of footwell
- Targeted dashboard heating for additional driver's cabin heating: integrated heating convectors with circulation baffle plate (double convectors behind storage cabinets)
- Driver's cabin door entrance: targeted heating with additional convector

### Double floor basement with huge, heated storage space

#### Functions:

- Continuous floor in living area without steps from sleeping area to kitchen area
- On board technology mount, storage space and climate storage, underfloor heating, integrated for driving stability
- Double floor basement with huge, heated storage compartment (usable height up to 50 cm/ Fiat; 57 cm/Iveco), exterior access via several large hatches, comfortable access from the inside via large living area floor hatch, large central through-loading space (interior height 36 cm/ Fiat; 33 cm/Iveco) with large storage basement (usable height 36 cm/ Fiat; 33 cm/Iveco), easy to load via the entrance door thanks to large, adjustable living area floor hatch, entire double floor heated with climate storage function
- Underfloor heating: heat is stored in the insulated double floor and radiates from below in kitchen and bathroom areas
- Double floor floor hatch in changing room area (36 cm usable depth) for comfortable unloading of double floor storage compartment
- Integrated central water drain in large basement storage compartment can be operated from inside and outside
- LED lighting of double floor storage compartment

### Scooter garage

- Model 53: patented Pedelec/scooter garage (model on Fiat incl. wheel

- lowering at passenger side),
- interior height 114 cm (maximum Pedelec/Scooter handlebar height), garage height outside wheel recess 93.5 cm (Fiat), or 105.5 cm (Iveco), large garage hatch at driver and passenger sides
- Model 53 L: extra-spacious scooter garage, Interior height up to 128 cm (Fiat) and 145 cm (Iveco)
- Access via two large garage hatches at driver and passenger side, supported by gas struts, opening upwards, with closing strap
- Lowering via form-fitted, bonded aluminium frame member (extended interior height), can be loaded up to 450 kg (reduced to 350 kg for Pedelec garage option)
- Garage floor: original floor panel with GRP on outside and inside, garage floor with anti-slip coating
- Garage insulated all round and heated – frostproof
- Space tidy system with luggage nets
- Lashing system for securing luggage using stable frame members incl. 8 lashing eyes
- Hard-wearing needle felt on insides of hatches and side walls in rear garage
- Outside shower in rear garage at passenger side (hot/cold) with shower head and connecting hose

### Interior design

- Siena Bicolour World of Style: furniture surface in summer chestnut decor with overhead cabinet doors with Bicolour look in high gloss ivory
- Kitchen and kitchen overhead cabinet doors in Yacht One design, high gloss cream

### Living area

- "Liner for two" furniture architecture: exclusive round rear lounge seating group and raised kitchen worktop in the shape of a vertical wave for visual room separation
- Living area standing height: 1.98 m, round lounge seating group: 1.82 m
- Exclusive round rear lounge seating group
- Living area wardrobe with full length mirror and 3 coat hooks in entrance area
- Three large panorama side windows in the rear area and two side windows at the driver and passenger sides in the sleeping area/driver's cabin
- Large rectangular living area table, slides in 2 directions and also rotates by 180° (via foot pedal)
- Heki III above the round rear lounge seating group with canopy illuminated by multiple spotlights
- Living room seat padding with multilayer premium foam core and back support function
- Durafix double connection technology: furniture components bolted and mortised: durable joins, top stability and permanent quietness without annoying rattling during travel
- Solid metal, household-quality holder rods, hinges and rails
- Door closer with soft cushioning prevents noises being caused while travelling
- Roman blind system on living area windows, pleated in household quality, easy to operate with chain, entire system can be removed for cleaning
- Interior of walls and roof with microfibre climate-regulating wall covering for an exclusive living area ambience and for regulating the living area climate in kitchen area
- Exclusive living area sideboard with USB & 230 V socket, two drawers and large cabinet door
- Model 53 L: additional storage area behind rear round lounge seating group with storage compartment accessible via two storage hatches and 230 V/USB socket

### Kitchen

- Robust kitchen work surface with Corian drip edge
- Work surface lit from underneath with LED light strip
- "Easy glide" drawers on rollers, self-closing with anti-slam
- Raised kitchen worktop in the shape of a vertical wave for visual separation of the rooms including a large larder with sliding door running in the opposite direction (registered for patent)



- Two separate waste bins integrated in kitchen
- Electrical central locking for the kitchen drawers - securely closed while travelling
- "Flex" drawer organizer for individual arrangement of drawers
- Separate drawer for cutlery with organiser
- "Professional Gourmet" 3-ring hob with split glass cover for additional surface space, robust cast iron grate, easy to clean glass surface
- Stainless steel round sink flush mounted in the worktop, with one-piece multifunctional sink cover (flush work surface, cutting board or additional storage area)
- Practical wall holder for sink cover as additional worktop (cutting board)
- High-stability metal water tap, ceramic seal and extendible spray head
- Kitchen rear wall in cream decorative glass
- Pull-out system in overhead cabinet in the shape of a vertical wave
- 160 l refrigerator with separate freezer compartment and automatic energy source finder, operated with 12 V / 230 V / gas
- Slide out storage cabinet, can be pulled out
- Electric extractor hood above the kitchen area with exhaust and supply air function
- 230 V socket at bar counter height

## Bathroom

### Changing room

- Changing room with fixed room partitioning from sleeping area and kitchen area via sliding door and washroom door
- Clothes cabinet with three drawers
- Room high wardrobe integrated in the changing room
- Changing room with Mini Heki skylight

### Luxury bathroom

- Separate, spacious shower room at opposite side with two position-independent drains
- "One level" shower access
- Shower with integrated shower insert with same design as living room floor (easy to remove for cleaning)
- Rain shower with Micro Heki skylight above incl. pleated blackout blind, standing height 1.98 m
- Shower room design with dark granite look (shower tray and shower console) with two coat hooks and shower rail
- Shower walls with sandstone decor
- Shower head, height-adjustable on chromium rail
- Mini Heki skylight for ventilation in shower room
- Cupboard under wash stand with basket for dirty washing
- Large mirror storage cabinet with shelves
- Single mixer tap with high-quality ceramic sealing

## Sleeping

### Fold-down single bed above driver's cabin area

- Open bookshelf beneath the fold-down bed incl. LED lighting
- Electrically lowerable lengthways single bed with large and continuous sleeping area of 200/195x210 cm, can be positioned extra-low for easy access to the bed via pull-out access steps, large sitting height, wobble-free support in sleeping position
- Medically recommended Carawinx point elastic sleeping system, heated and ventilated with 7-zone cold foam mattresses for the best and healthiest sleeping comfort
- Extra-low positioning of the bed: convenient access to the bed and outstanding headroom in bed, climb into bed via the convenient access steps which can be pulled out from the side
- Stable and wobble-free in lowered sleeping position
- Sliding door beneath fold-down bed for insulation against cold from driver's cabin
- USB socket in sleeping area/driver's cabin
- Midi-Heki skylight above fold-down bed

## On-board technology

### Water:

- Fresh water and waste water tanks integrated in the heated double floor, frost-free and for optimal centre of gravity (volume: 235 l of fresh water, 200 l of waste water)
- Fresh and waste water tanks with cleaning cap accessible through living area floor hatch
- Ball drain cocks frost-safe and easy to access in the double floor (central water drain)
- Water supply via low-maintenance and reliable water pressure pump system
- Waste water hose set with large diameter and reliable bayonet connection

### Gas:

- Gas compartment on outside at low level, therefore easy access
- Holds 2 x 11 kg gas bottles, separate exterior hatch with stay
- Gas taps easily accessible in kitchen area

### Electricity:

- Electrics centre easily accessible in rear garage incl. chargers/fuses/fuse protection, 22 A automatic charger, electronic control, automatic shut-off feature at low voltage, including vehicle battery charging function
- Heated battery centre, with 2 x 80 Ah gel batteries, in double floor, access via double floor storage compartment at passenger side, with main power switch
- Backlit multi-function panel behind the technical panel above the entrance door with user-friendly membrane keyboard

### Innovative lighting concept:

- LED spotlights in living area above lounge seating group in ceiling canopy and beneath overhead storage cabinets
- Ceiling canopy with additional LED spotlights and indirect LED lighting throughout vehicle
- LED spot light with background lighting in the entrance area
- LED spot lighting in round bathroom wall
- Lighting system in the living area continuous dimmer function so you can choose your own lighting mood
- Separate night lighting in the floor with LED spots, can be controlled from entrance area and seating area





### TV:

- Wiring for electrically extendible TV pull-out system in backrest of round rear lounge seating group at passenger side for 40" flat screen

## Heating technology

### Alde warm water heating technology:

- Alde warm water heating, operated with 230 V electricity or gas, incl. 230 V heating cartridge, warm water boiler, vents, numerous heating convectors in driver's cabin, dashboard, living area, double floor and rear garage
- Underfloor heating: heat is stored in the insulated double floor and radiates from below into the entire living area floor (pleasant temperature)
- Additional warm water underfloor heating: additional heating coils in double floor area of round rear lounge seating group
- Targeted dashboard heating for additional warming of driver's cabin area: insulated sandwich area beneath the dashboard with warm water heating coils (surface heating), booster: convector Package with 2-speed fan underneath driver's seat, additional convector in the entry doorway
- Alde heat exchanger with engine pre-heating function

	Fiat Ducato AL-KO low frame		Iveco Daily 50C/65C	
				
	I 53	I 53 L	I 53	I 53 L
Standard chassis	Fiat Ducato AL-KO low frame 40 heavy	Fiat Ducato AL-KO low frame 40 heavy DA	Iveco Daily 50C	Iveco Daily 65C
Basic motorisation	Diesel 2.3 l (130 HP/96 kW)	Diesel 2.3 l (130 HP/96 kW)	3.0 l diesel (150 HP/110 kW)	3.0 l diesel (150 HP/110 kW)
Length/width/height (in mm) <sup>1) 2) 3)</sup>	7,830/2,270/3,050	8,530/2,270/3,050	7,830/2,270/3,125	8,545/2,270/3,290
Wheelbase (in mm)	4,543	4,543+800	4,750	4,750
Double floor height/Basement storage (in mm)	360/360	360/360	330/330	330/330
Headroom in living area/round rear lounge seating group (in mm)	1,980/1,820	1,980/1,820	1,980/1,820	1,980/1,820
Rear garage interior height (in mm)	935/1,140	935/1,280	1,055/1,140	1,150/1,450
Door width/height rear garage passenger side (in mm)	1,150/1,280	1,150/1,280	1,150/1,280	1,150/1,280
Door width/height rear garage driver side (in mm)	1,150/1,280	1,150/1,280	1,150/1,280	1,150/1,280
Tech. permissible total weight (in kg) <sup>6)</sup>	4,500	5,000	5,600	6,700
Weight in running order (in kg) <sup>6) 7) 9)</sup>	3,735	3,935	4,115	4,595
Unladen weight in finished factory condition (in kg)	3,520	3,720	3,900	4,380
Max. towed load (in kg) <sup>10)</sup>	1,800	1,800	3,500	3,500
Maximum number of seats with 3-point seat belt while driving <sup>5)</sup>	2/4	2/4	2/4	2/4
Standard / optional sleeping places	2/4	2/4	2/4	2/4
Folding bed dimensions (in mm)	2,000/1,950 x 2,100	2,000/1,950 x 2,100	2,000/1,950 x 2,100	2,000/1,950 x 2,100
Sitting group bed conversion dimensions (in mm)	2,000 x 1,760/1,120	2,000 x 1,760/1,120	2,000 x 1,760/1,120	2,000 x 1,760/1,120
Fridge volume/of which freezer compartment (in l)	160/30	160/30	160/30	160/30
Heating system	Alde WW	Alde WW	Alde WW	Alde WW
Fresh water volume (in l)	225	225	225	225
Waste water volume (in l)	180	180	180	180
Battery capacity (in Ah Gel)	2 x 80	2 x 80	2 x 80	2 x 80
230 V/12 V/USB sockets	5/2/2	5/2/2	5/2/2	5/2/2
Article no.	133000	133010	133500	133510





Article no.	212130	212140
Super package <sup>9)</sup>	122 kg	
Price in £	Fiat	Iveco
Your savings	6,035	6,035
Driver's cabin automatic air conditioning <sup>33)</sup>	4,305	4,380
ESP with Traction Control <sup>41)</sup>	1,635	1,410
Cruise control	Standard	600
"Luxus" main cabin door with three point and central locking incl. remote control in the ignition key, with "coming home" function	270	-
Central locking for exterior hatches and scooter garage hatch (not gas box and hatch for toilet cassette)	1,275	1,275
Carthago "bestview" bus mirror system with driver's cabin door lighting, mirror housing in Bicolour black/silver platinum, electrically adjustable	850	850
Seat surfaces with angle and height adjustment (front/back), driver's cabin seats	300	300
Crank rear steadies to prevent swaying in standing position	425	425
Dashboard finish: Fine wood inlays, dashboard ventilation grille in silver	325	340
Radio/CD/DVD double DIN with DAB+, Bluetooth, USB, Music Connect with touch screen in driver's cabin including wiring for radio, roof antenna incl. 2 speakers in driver's cabin and 4 above lounge seating group, DVB-T 2 reception	255	210
USB socket in overhead storage cabinet above rear bed	795	795
Wiring for solar system	80	80
Wiring for satellite system	170	170
Wiring for reversing camera (camera with single lens)	170	170
Rear garage upgrade with needle felt, luggage nets	170	170
SOG toilet fan, ventilation via roof chimney	255	255
Truma DuoControl CS with crash sensor, automatic changeover and de-icing functions	255	255
Thetford C260 toilet with ceramic insert	270	270
Heat exchanger for heating living area with engine heat during driving, incl. engine pre-heating function	130	130
Carthago reversing camera system with single lens integrated in rear part and 7" monitor at side of dashboard	765	765
Carthago set of 3 ship's instruments	855	855
Carthago reversing camera system with single lens integrated in rear part and 7" monitor at side of dashboard	235	235
Carthago reversing camera system with single lens integrated in rear part and 7" monitor at side of dashboard	855	855
Total price of individual options	10,340	10,415
210330 <b>SURCHARGE</b> Media centre incl. DAB+ with Navigation and motorhome route guidance <sup>19)</sup>	1,030	1,030
210300 <b>SURCHARGE</b> Reversing camera with double lens and shutter at rear wall instead of single lens	515	515

Article no.	210730
Kitchen / coffee with capsule coffee maker <sup>9)</sup>	12 kg
Price in £	1,385
Your savings	295
Inverter for 12 V to 230 V, 1,800 Watt, mains priority circuit	1,445
Capsule coffee maker (Dolce Gusto) with connecting kit including pull-out system in overhead storage cabinet in the shape of a vertical wave	235
Total price of individual options	1,680

Article no.	210562
Satellite and TV package <sup>9)</sup>	51 kg
Price in £	40"
Your savings	3,715
LED 40" flat screen incl. receiver	1,520
Electric pull-out for 40" LED flat screen	1,530
Teleco Flatsat Classic 85 satellite system with CI slot <sup>14)</sup>	730
DAB+ Radio with CD, music control via USB, App Connect, incl. wiring for radio in living area round rear lounge seating group above sideboard (with automatic switchover to main cabin battery)	2,470
Total price of individual options	505
210213 <b>SURCHARGE</b> Teleco Flatsat Classic 85 satellite system with skew and twin LNB for second receiver, with CI slot for pay TV access (subject to charges), additional height approx. 19 cm) <sup>14) 23)</sup>	5,235
210217 <b>SURCHARGE</b> Oyster Vision 85 satellite system with skew and twin LNB for second TV/receiver	165
	250



Article no.		210583
TV package for sleeping area/driver's cabin <sup>9)</sup>	14 kg	
Price in £		1,020
Your savings		410
Fixed TV holder in sleeping area/driver's cabin incl. connecting kit <sup>36)</sup>		370
LED 24" flat screen incl. receiver and speaker <sup>39)</sup>		1,060
Total price of individual options		1,430
210212 <b>SURCHARGE</b> Teleco Flatsat Classic 85 satellite system with skew and twin LNB for second receiver with CI slot <sup>14)</sup> 23)		2,180
210216 <b>SURCHARGE</b> Oyster Vision 85 satellite system with skew and twin LNB for second TV/receiver		2,480

Article no.		210840
Summer air conditioning package <sup>9)</sup>	90-105 kg	
Price in £		2,730
Your savings		1,035
Truma Aventa comfort roof-mounted air-conditioning system <sup>14)</sup>		1,960
Awning cassette in aluminium, grey canvas, maximum possible length depends on model		1,805
Total price of individual options		3,765
210310 <b>SURCHARGE</b> electrical awning (not for 6m awning)		405



Article no.		not in conjunction with option	£ incl. 20 % VAT	Added weight kg	I53	I53 L	I53	I53 L
						Fiat	Iveco	
<b>Fiat Ducato chassis</b>								
310201	Engine version 150 HP (110 kW), £o 6, 2.3l capacity, 4-cylinder, 380 Nm		1,525	-	O	O	-	-
310221	Engine version 177 HP (130 kW), £o 6, 2.3l capacity, 4-cylinder, 400 Nm, incl. leather steering wheel and leather gear knob		3,755	-	O	O	-	-
310400	6-speed automatic manual gearbox		1,850	17	O	O	-	-
310610	Fuel tank volume 120 l instead of standard 90 l		215	28	O	O	-	-
330041	Rotating pilot's seats for driver / passenger (available from 10/2018)		385		O	O	-	-
330340	16 inch aluminium wheels, Fiat for f40 heavy chassis		505	-10	O	-	-	-
330345	16 inch alloy rims Fiat for f40 heavy chassis (for double axle)		850	-15	-	O	-	-
212400	Increased load from 4,500 kg to 4,800 kg (AL-KO Air Premium X2, four alloy wheels with increased load)	330340	5,045	45	O	-	-	-
212405	Increased load 212400 with AL-KO Air Premium X4	330340	9,830	50	O	-	-	-
212410	Increased load from 5,000 kg to 5,400 kg total gross vehicle weight (for double axle)		850	-	-	O	-	-
212415	Increased load 212410 with AL-KO Air Premium X2		4,695	60	-	O	-	-
212420	Increased load 212410 with AL-KO Air Premium X4		9,315	82	-	O	-	-
330840	AL-KO Air Premium X2 Fully pneumatic suspension at rear axle with raising / lowering function		3,035	45	O	-	-	-
330860	Fully pneumatic suspension 330840 for double axle		4,160	60	-	O	-	-
330880	AL-KO Air Premium X4, 4 channel full pneumatic suspension at rear and front axle with automatic levelling		7,345	50	O	-	-	-
330900	Fully pneumatic suspension 330880 for double axle		9,060	82	-	O	-	-
331341	AL-KO HY4 hydraulic supporting jack system with automatic levelling front and back (available from 12/2018)		6,145	70	O	O	-	-
311816	AL-KO "ACS" High Performance front axle spring strut		695	-	O	O	-	-
311820	AL-KO "ALC" Level Controller rear axle		1,310	25	O	-	-	-
311400	Trailer coupling		1,415	60	-	O	-	-
311430	Trailer coupling in conjunction with Pedelec garage		1,685	50	O	-	-	-
<b>Iveco Daily undercarriage</b>								
310261	Engine version Iveco 21: 3.0 l £o 6 AdBlue, 4 cylinder, 205 HP (150 kW), 470 Nm, incl. 8-speed automatic torque converter transmission		7,325	123	-	-	O	O
310620	Differential lock on rear axle		795	15	-	-	O	O
330042	Rotating driver and passenger seats incl. wood/leather steering wheel in yacht design that swivels out of the way (available from 10/2018)		1,190	18	-	-	O	O
331340	Hydraulic 4-channel supporting jack system with automatic levelling	610060	6,405	130	-	-	O	O
410010	Entrance step, drivers cabin access, retracted and extracted electrically		425	5	-	-	O	O
331440	Trailer coupling (max. towed load 3,300 kg for 50 C)		1,685	50	-	-	O	O
<b>Other chassis options</b>								
330070	Driver's cabin heated seats (driver / passenger seat)		590	2	O	O	O	O
331200	Static cornering light with dual function as fog light		510	4	O	O	O	O
331610	LED technology main headlight		850	-	O	O	O	O
<b>Iveco Daily 50 C/65 C undercarriage technology</b>								
50 C: chassis 2 basic vehicle package (package recommended) <sup>24)</sup>								
330620	• Wider-gauge front and rear axle • Fully pneumatic suspension at rear axle for raising/lowering • Stainless steel wheel trims on the front and rear axle		5,085	25	-	-	O	-
50 C: chassis 1 basic vehicle package <sup>24)</sup>								
330600	• Wider-gauge front and rear axle • Additional pneumatic suspension on front axle/fully pneumatic suspension on rear axle with raising/lowering • Stainless steel wheel trims at front and rear axle"		7,435	70	-	-	O	-
330242	50 C: alloy rims on the front axle (only in combination with basic vehicle package)		2,045	-5	-	-	O	-
330243	Increased load for standard chassis 50C from 5.6 t to 5.8 t total permissible weight incl. front axle load 2.3 t only in conjunction with option alloy rims		2,560	-	-	-	O	-
65 C: basic vehicle package "Chassis 1" (package recommended): <sup>24)</sup>								
330605	• Wider-gauge front axle • Additional pneumatic suspension at front axle + fully pneumatic suspension at rear axle for raising/lowering • Stainless steel wheel trims on the front and rear axle		8,880	30	-	-	-	O

Article no.		not in conjunction with option	£ incl. 20 % VAT	Added weight kg	I 53	I 53 L	I 53	I 53 L
						Fiat	Iveco	
<b>Iveco Daily 50 C/65 C undercarriage technology</b>								
330244	65 C: alloy rims on the front axle (only in combination with basic vehicle package)		2,045	-5	-	-	-	O
<b>Main cabin exterior</b>								
410150	Additional security locks in the drivers cabin door and main cabin door		490	2	O	O	O	O
410260	"Silverline" outer colour concept (driver cabin and bodywork in silver)		2,470	1	O	O	O	O
410580	Aluminium roof awning frame, grey canvas, length: 5.0 m		1,450	50	O	O	O	O
410600	Aluminium roof awning frame, grey canvas, length: 5.5m		1,635	55	●	O	●	O
410670	Aluminium roof awning frame, grey canvas, length: 6.0 m		1,805	60	-	●	-	●
410620	Electric roof awning (230V) aluminium frame, grey canvas, length: 5.0 m		1,855	55	O	O	O	O
410640	Electric roof awning (230V) aluminium frame, grey canvas, length: 5.5 m		2,045	60	-	O	-	O
410690	LED light strip on the awning		260	5	O	O	O	O
410660	Winter insulating mat set for front and side windows of driver's cabin, outside		340	10	O	O	O	O
410711	Storage space box set, multi-part, tailored for every double floor as a kit		475	25	O	O	O	O
410786	Midi-Heki skylight above lowerable single bed		240	7	O	O	O	O
<b>Electrical system</b>								
510212	Truma iNet-System for remote control of heating, air conditioning (optional - if compatible) incl. "Truma LevelControl" (gas fill level retrieval), app controlled		625	1	O	O	O	O
510040	Third main cabin 80 Ah gel battery, total: 3 x with chargers 2 x 16 A = 32 A		490	50	O	O	O	O
510081	Solar energy system: 2 x 100 Watt <sup>14)</sup>		1,705	20	O	O	O	O
510101	Solar energy system: 1 x 135 Watt <sup>14)</sup>		1,190	15	O	O	O	O
510121	Solar energy system: 2 x 135 Watt <sup>14)</sup>		2,045	30	O	O	O	O
510180	Inverter for 12 V to 230 V, 1,800 W with mains priority circuit <sup>12)</sup>		1,445	10	●	●	●	●
510201	Carthago security alarm system (living area ultrasonic sensors, door and scooter garage contact switch, panic alarm function, vehicle turn signal activation, KO gas - propane / butane gas sensor) <sup>35)</sup>		680	5	O	O	O	O
510221	Extra socket: 12V overhead storage cabinet, round rear lounge seating group		80	0,5	O	O	O	O
510241	Extra socket: 230V overhead storage cabinet, round rear lounge seating group		90	0,5	O	O	O	O
510500	Electric windscreen heater with time control		640	-	O	O	O	O
<b>Gas / Water / Other</b>								
610021	Gas filter for Truma Duo Control CS (only in conjunction with Truma Duo Control CS)		230	1	O	O	O	O
610060	Fixed gas tank with de-icing heating, 60 litre volume <sup>46)</sup>	331340	1,525	50	-	-	O	O
610120	External gas connection behind passenger side double floor exterior hatch		200	5	O	O	O	O
610241	Thetford toilet with pump system and faeces tank, tank volume: cassette 13 l plus faeces tank 80 l <sup>16)</sup>	331600	1,110	30	O	O	O	O
610400	Additional toilet cassette incl. mount		250	5	O	O	O	O
610500	Aluminium chequered floor for scooter garage	410114	125	20	O	O	O	O
610520	Safe (fitted in double floor, subject to floor plan)		355	10	O	O	O	O
<b>Kitchen / Appliances</b>								
550020	Kitchen work surface in heavy Corian, seamless surface		1,060	10	O	O	O	O
550082	160 l Tec-Tower fridge combination with separate freezer compartment and gas oven with grill <sup>22)</sup>		765	20	O	O	O	O
550287	Capsule coffee maker (Dolce Gusto) with connecting kit including pull-out system in overhead storage cabinet in the shape of a vertical wave		235	2	●	●	●	●

O = Special equipment X = Standard equipment - = not possible ● = contained in package



Article no.		not in conjunction with option	£ incl. 20 % VAT	Added weight kg	I 53	I 53 L	I 53	I 53 L
						Fiat	Iveco	
Heating / Air conditioning								
650020	ALDE: Heated floor mat in driver's cabin		465	10	O	O	-	-
650066	Heated towel warmer in the washroom, chrome-plated		250	5	O	O	O	O
650160	Webasto warm water auxiliary fuel heater incl. engine pre-heating function <sup>18)</sup>		1,690	10	O	O	O	O
650260	Truma Aventa Comfort roof-mounted air conditioning system instead of standard roof-mounted fan <sup>14)</sup>		1,960	45	●	●	●	●
Radio/Multimedia/TV								
710027	Radio with DAB+ with CD, music control via USB, App Connect, incl. wiring for radio in living area round rear lounge seating group above sideboard (with automatic switchover to main cabin battery)		505	3	●	●	●	●
710084	Driver's cabin media centre with DAB+, navigation function and motorhome route guidance <sup>19)</sup>		1,155	12	O	O	O	O
710180	Carthago reversing camera system, double lens and shutter on rear wall incl. 7" colour monitor at side of dashboard		1,365	7	O	O	O	O
710575	Service camera on the waste water tank drain pipe with display via double DIN monitor in the dashboard, only with radio, media centre or reversing camera options		335	2	O	O	O	O
710505	40" flat screen incl. electric pull-out system (only in conjunction with radio in round rear lounge seating group) <sup>39)</sup>		2,260	18	●	●	●	●
710461	Additional TV connection in sleeping area/driver's cabin at the driver's side incl. connecting kit <sup>36)</sup>		250	3	●	●	●	●
710476	Fixed TV holder in sleeping area incl. connecting kit <sup>36)</sup>		370	3	●	●	●	●
710475	24" LED flat screen incl. receiver and speaker for sleeping area integrated in the furniture construction. Only in conjunction with TV holder and connecting kit		1,060	10	●	●	●	●
Satellite systems								
750041	Teleco Flatsat Classik 85 satellite system with CI slot <sup>14) 23)</sup>		2,470	28	●	●	●	●
750046	Teleco Flatsat Classik 85 satellite system with skew and twin LNB for second receiver with CI slot <sup>14) 23)</sup>		2,645	30	O	O	O	O
750060	Oyster 85 HD TV satellite system: TV reception via size 85 mirror with CI slot <sup>14) 23)</sup>		2,645	30	O	O	O	O
750086	Oyster Vision 85 satellite system with skew and twin LNB for second TV/receiver <sup>14) 23)</sup>		2,985	37	O	O	O	O
Interior/Worlds of living/Worlds of sleeping								
810652	Electrically extendible TV lounge in long round rear lounge seating group		765	-	O	O	O	O
810653	Relax head restraint set for the two television locations of the round rear lounge seating group		250	2	O	O	O	O
810581	Lounge seating group converts to sleeping area incl. lowerable table leg and additional upholstery		410	1	O	O	O	O
810650	3rd and 4th seats in round lounge seating group at rear wall in direction of travel (available from 12/2018) <sup>5)</sup>		840	10	O	O	O	O
810140	Loose, removable carpet in driver's cabin and living area		385	10	O	O	O	O
Living area materials								
850040	Venezia – Antara / fabric combination		Stand-ard	-	X	X	X	X
850080	Barcelona – Antara / fabric combination		Stand-ard	-	X	X	X	X
850120	Toulouse – Antara / fabric combination		Stand-ard	-	X	X	X	X
850180	Macchiato part leather – leather / fabric combination		1,105	7	O	O	O	O
850200	Savannah part leather – leather / fabric combination		1,105	7	O	O	O	O
850242	Ivory leather		2,730	10	O	O	O	O
850291	Sand leather		2,730	10	O	O	O	O
850296	Macchiato leather		2,730	10	O	O	O	O
850265	Stone Bicolour leather		2,815	10	O	O	O	O
850501	Carthago world of sleep and deco-set consists of: one or three decorative cushions (depending on floor plan), a Jacquard house blanket with woven-in Carthago logo and a fitted sheet set to match the respective floor plan		300	7	O	O	O	O

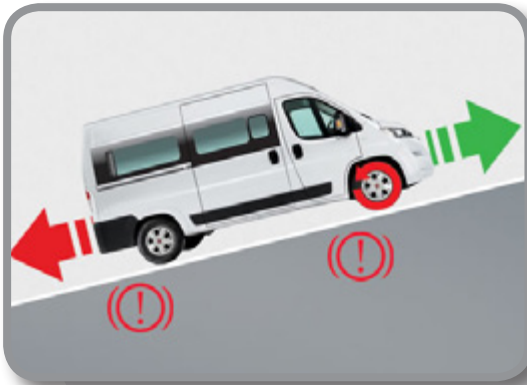
O = Special equipment X = Standard equipment – = not possible ● = contained in package

- 1) Total vehicle length is the measurement between the front skirt and the rear end.
- 2) Total vehicle width is the measurement from exterior wall to exterior wall (wheel arches on the side, approx.: + 10 cm).
- 3) The height is altered when optional extras such as roof hoods, satellite systems etc. are installed. The vehicle height with the Fiat light/heavy chassis/double axle can differ by 50 mm. Model series s-plus: when selecting the option Chassis version 65 C, the overall height increases to at least 3,290 mm.
- 4) Towed load is reduced with double axle vehicle.
- 5) "The number of people quoted depends on weight and axle load capacity. It can be reduced with the installation of extras and special features. The number quoted refers to a vehicle weight in standard condition and indicates the maximum number of people that can be seated during travel. Depending on the model, this can only be achieved with a weight increase kit. The technically permitted total weight and the axle load capacities must not be exceeded. For optional 5th seat: double floor through-loading storage slightly reduced."
- 6) The additional load capacity always depends on the empty weight. It is reduced by the installation of extras/special features. It also requires appropriate load distribution depending on the load capacity of the axles.
- 7) The weight in a roadworthy condition is determined by ordinance (EU) no. 1,230/2,012 incl. basic equipment (driver 75 kg, 90% fuel, 20 l (from e-line: 50 l) fresh water, 1 aluminium gas bottle and electrical connecting cables) in the standard configuration. The weight in a roadworthy condition changes due to the installation of accessories and special equipment.
- 8) The dry weight indicates the vehicle weight with standard features, without driver, fuel, water and gas or other extras.
- 9) Deviations in weight specifications of up to 5% are possible and permitted
- 10) The maximum towed load depends on the gross vehicle weight. Under observation of the permitted gross towed weight of 6,000 kg, also with the Fiat/AL-KO heavy up to 2,000 kg possible.
- 11) If a passenger airbag is installed, it is not permitted to use a child seat with restraint system on the passenger seat.
- 12) Voltage transformer not suitable for operating microwave oven.
- 13) Lowering the pneumatic suspension on the rear axle when the rear supports are extended can damage the vehicle undercarriage.
- 14) Mounting capability depends on the roof area occupation; if necessary, standard series parts may be omitted or installed in another location.
- 15) In combination with optional 5th seat with 3-point seat belt in models with side bench on passenger side, in chic e-line: living area window above side bench omitted (not omitted with XL models).
- 16) Thetford manufacturer advice: for correct breakdown of faeces and operation of the faeces pump system, it is important to use Thetford sanitary additives and Aqua Soft toilet paper. The ceramic insert in toilet C 260 is omitted with the pumping system option. s-plus faeces tank capacity: Models 50 QB, 58 XL QB Suite, 61 XL LE, 64 XL QB 123 l, models 52 QB, 52 QB Suite 210 l
- 17) "Coming home" function: Activates the awning light/driver's cabin door lighting via the remote control in the main key, with automatic switch off delay; central locking includes driver's cabin door as well as main cabin door.
- 18) Heating using alternative energy source for faster and targeted heating of driver's cabin area.
- 19) Media centre with touch screen, DVD drive, 2 USB ports, hands-free phone system via Bluetooth / monitor for optional reversing camera.
- 20) The total height of the vehicle increases by 3 cm.
- 21) Roof surfaces finished in white GRP to prevent adverse thermal effects. The quality of the GRP surface does not have the same quality as a painted exterior plate.
- 22) Instead of 160 l fridge.
- 23) Additional roof height for Teleco approx. 19 cm, Oyster approx. 22 cm.
- 24) When selecting the option 330240 "Alloy rims" for the front axle, the stainless steel wheel trims for the front and rear axles are omitted, instead of this, the wheel trims for the rear axle are matched visually to the front axle alloy rims.
- 25) High-performance sound package in the driver's cabin and living area with 8 speakers, 200 mm bass reflex sub woofer 320 Watt and current saving 5-channel amplifier, individually adapted frequency programming with acoustically measured setup for runtime correction and equalizing.
- 26) Position: Instead of the storage compartment box in front of the kitchen or instead of the double floor storage box on the body doors with models XL, not in combination with the option 4-channel full pneumatic suspension.
- 27) Note: three-piece seat upholstery, cannot be pulled out.
- 28) The axle loads are: front axle - 2,250 kg / rear axle - 2,700 kg.
- 29) The axle loads are: front axle - 2,300 kg / rear axle - 2,700 kg.
- 30) The axle loads are: front axle - 2,300 kg / rear axle - 2 x 1,600 kg.
- 31) Chassis version 65 C is equipped with a reinforced frame, increased load to 6.7 t total permissible gross weight; fuel tank capacity 90 l (instead of 70 l).
- 32) Recommended length if installation flush to the rear is required in order to ensure that the awning also covers the main body doors.
- 33) In event of unfavourable conditions, manual readjustment of the air conditioning system may be necessary.
- 34) Legally required mandatory option for chassis version 65C.
- 35) The legal recognition of the alarm system by insurance companies is regulated differently depending on the country and cannot be guaranteed by the manufacturer.
- 36) Coaxial cable, antenna socket, 12 V socket.
- 37) No drawers in the kitchen base cabinet (quantity depends on the model).
- 38) Omission of Midi-Heki panorama skylight above lounge seating group.
- 39) TV of the Top Line SL with receiver and DVB-T2 tuner.
- 41) The top speed is limited to 110 km/h (68 mph) by the ESP safety feature.
- 42) If the XY Pedelec option is selected, the water tank volume changes to 110 litres in c-tourer/c-line vehicles and the fresh water volume becomes 160 l for c-line vehicles.
- 43) Note: an inverter is required for use in own on-board power supply (without mains electricity)!
- 44) Carthago special TV pull-out system only in conjunction with option 710474 for lengthways single bed models (except c-tourer 141, 144 LE).
- 45) Position: seating group, bedroom rear overhead storage cabinet, scooter garage.
- 46) The standard double floor exterior storage compartment is omitted behind the main cabin door if the fixed gas tank is selected.
- 47) s-plus capacity: models 50 QB, 58 XL QB Suite, 61 XL LE, 64 XL QB 120 l, models 52 QB, 52 QB Suite 200 l

## General notes

- The prices quoted include the statutory VAT of 20 % and initial freight ex works.
- Some vehicles are shown with special features which are available at extra cost.
- This information is subject to modifications of prices, design and features as well as to errors. The details relating to scope of supply, appearance and performance comply with the status at the time of printing.
- Should our suppliers alter product designations during the season, we reserve the right to supply a part type of equal value.
- Price, dimensions and weights subject to change. The current rate of VAT at the time of delivery shall be valid. All prices are non-binding recommended prices ex factory. In the case of price adjustments by sub-contractors or basic vehicle manufacturers, the prices will be modified accordingly.
- Weight information is approximate. Deviations in weight of up to 5 % are possible and permitted.
- Special features always increase the empty weight and reduce the remaining load capacity.
- The installation of optional extras can reduce storage compartment.
- The option of mounting solar energy and satellite systems depends on the occupation of the roof area.
- Any modification of the condition of your vehicle as it left the factory can negatively affect driving safety and roadworthiness.
- Any structural alteration to the vehicle renders liability claims void. The same applies if the customer alters the finish/colour of main body parts.
- Some special features can not be installed in all floor plans. Your Carthago dealer will be pleased to inform you about installation and technical details regarding the model you choose.
- Prices for optional extras apply to installation ex works (not to retrofitting). These extras must be ordered in good time before the vehicle goes into production! For information about this, please contact your Carthago dealer directly.
- Deviations from the textures and colours in the illustrations are permitted in as far as they are due to the nature of the materials used and/or are usual in the trade. The same applies to technical changes to the vehicle as long as the overall product quality remains the same or is improved, and the intended use is not affected.
- It is possible that inferior-quality clothing can leave marks on the seat covers. This means that the seat covers are discoloured or the dye from the fabrics rubs off. We do not accept any liability for this kind of discolouration.
- We recommend always using Carthago extras and having them installed in our factory. We do not accept any liability for damage caused by products not approved by Carthago or by non-permitted alterations. This applies in particular to the installation of parts by workshops not authorised by Carthago. Only have repairs or installations carried out by authorised Carthago trading partners and insist on Carthago parts.
- The water supply system complies with latest technology DIN 2001-2.





## Fiat hill holder, Hill Descent Control, Traction Plus

- The Fiat hill holder prevents the vehicle from rolling back when starting off on hills without using the handbrake.
- The Hill Descent Control helps you to maintain the required speed when driving downhill without continually using the brake. This facility allows you to drive on roads with a downhill gradient of up to 50%. Since you do not have to use the brake pedal or the accelerator, all of your concentration can be focussed on steering.
- The innovative traction control also provides you with drive on difficult terrain and surfaces with low grip. If a drive wheel has little or no grip, the system prevents wheelspin. The drive torque is transferred to the wheel with the best grip. This maintains the directional stability of the vehicle.



## Aguti "Roadliner" comfort seats for driver and passenger including Carthago logo in fine wood inlays (c-tourer model series and above)

- The Roadliner particularly impresses with an extra-wide, integrated headrest and sophisticated Carthago wood inlay. The GIS Deluxe ensures that you are sitting in a relaxed position, even on long journeys, by means of anatomically adapted contact surfaces for the legs and back. It has wide armrests with adjustable height, a continuously adjustable backrest and seat height adjustment.
- "The front seats are easy to turn. And their suitability for long-distance driving is also being certified." (Promobil 6/2015)



## Bathroom: practical dual-function door with separation of sleeping/bathroom area from toilet

- With the dual-function door in the luxury bathroom (depending on model) the toilet and the living area aisle can be separated off at the same time; privacy is therefore maintained, even if the living area has already been partitioned off.
- Function description: whilst the solid bathroom door separates the luxury bathroom and the changing room from the living area, the toilet can be closed off using a second door attached to the rear of the door.



## Carawinx medically approved point elastic sleeping system with quality mattress

Following the invention of sprung slatted frames, the Carawinx system is the second revolution in the world of sleeping comfort. The intelligent interaction between the spring element, the stable crossbar and the supports form the basis for lying comfort that is unequalled on the market. The supports are designed to adapt to the shape of the body in all directions because of their flexibility. Because of the large number of support points, the entire body is ergonomically positioned and the strain on the spine is relieved in a pleasant way. In combination with the high-quality 7-zone cold foam mattress, which has excellent comfort characteristics, it is as though the bed is "auto-matic" adapting to the resting body.



## Convenient access steps can be pulled out towards the front when using the sleeping area extension

Convenient and easy entry to the bed is guaranteed with the patented bed access steps which can be pulled out towards the front. Even if the standard sleeping area extension is being used, the wardrobes under the beds are extremely easy to access from above, whatever the position of the steps.





## Drain cocks with frost protection and easily accessible in double floor

Like the way in which the water tanks are installed in the heated double floor and protected from frost, the central water drain is housed in the entrance area of the main cabin in the central double-floor basement.

It is therefore easy to operate inside the vehicle, and can also be conveniently accessed from the outside through the main cabin door. It is therefore possible to drain the water tanks without leaving the vehicle, or drain them from the outside with visual contact with the disposal device.



## Water supply via low-maintenance and reliable water pressure pump system

In comparison to the conventional immersion pump which is installed directly inside the tank, the water pressure pump is outside the water tank, where it transports the water to the supply points using intake pressure. The big advantage of the water pressure pump are the different outlets to which several consumers can be connected at the same time. You also benefit from a faster delivery rate, higher water pressure and a longer service life. The use of normal household shower fittings is not problem with a water pressure pump. The pump remains quiet without rattling during start-up and when the water tap is shut off, and it is also non-sensitive to dry running.



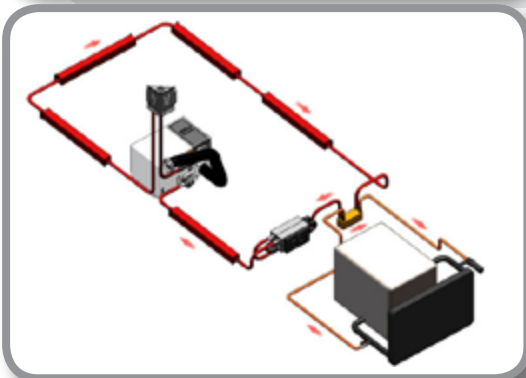
## External gas box at low level, therefore easy to access

- The exterior gas bottle box is at a low level. It is therefore extremely easy to put in and replace the two gas bottles, which stand next to each other and are therefore also separately accessible, without the risk of damage to your back.
- The two bottles can also be connected using the Truma DuoControl CS, which is described in the following.



## Truma DuoControl CS with crash sensor, automatic changeover and de-icing functions

The Truma DuoControl CS is a safety gas pressure regulator with a crash sensor for two gas bottles. Two gas bottles can be connected to the DuoControl CS gas pressure regulator. If the operating bottle is empty, the system automatically switches to the reserve bottle. Thanks to the integrated crash sensor, the DuoControl CS is optimal for safe operation of gas-powered devices while driving. In the event of an accident, the crash sensor even reacts at slow collision speeds of 15-20 km/h. The gas supply is interrupted immediately before damage to the lines and devices can occur. This means: relaxed arrival, a pleasant feeling and safety for all.



## ALDE heat exchanger

- The cooling system of the vehicle engine can be used to heat the living area with the combination of the heat exchanger and the ALDE central heating system (optional in c-tourer and c-line, standard in c-line XL and e-line upwards). In order to do this, all you need to do is set the required room temperature on the room thermostat and start the circulation pump of the heating system.
- The heating can also operate in the reverse direction with the circulation pump of the basic vehicle. In this case, the main cabin heating acts as engine pre-heating, whereby the central heating system heats the cooling system of the vehicle engine.



## Dometic Waeco - reversing camera with double lens and shutter on the rear panel

A compact colour double camera with CMOS image sensor provides an optimum view and reverse view whilst driving, and has a series of practical characteristics for everyday in the premium class motorhome. It includes the 140° diagonal viewing angle for reversing and a viewing angle of 46° with the long-distance viewing camera, for example. This model also has a motorised protection flap, an extended temperature range of -30°C to 70° and a separate LED window (no dazzling at night-time). The display of distance markers (3 lines) on the monitor and the microphone integrated in the camera also help when reversing.



## Truma Aventa Comfort - powerful roof-mounted air conditioning system with integrated heat pump

The Aventa comfort roof-mounted air conditioning system combines two powerful and efficient devices: a convenient air conditioning system which powerfully cools and dehumidifies the interior on hot days, and also a heating system with which the Truma Aventa Comfort can also act as a source of heat for the transitional period. Heating operation via a heat pump saves a considerable amount of energy. The air distributor can be set individually, and distributes the air evenly in the interior without draughts. The following are worth a special mention:

- The powerful cooling and extremely high air capacity with 2400 W
- The sleep function for quiet cooling
- The practical timer function



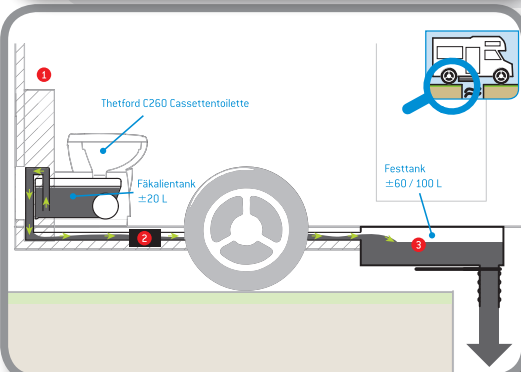
## Main headlight with LED technology

Changing light bulbs is now a thing of the past. The modules of our LED main headlamps that are installed do not have fans, since optimum thermal behaviour and freedom from maintenance are guaranteed because of the passive cooling. You also benefit from lower fuel consumption and less CO<sub>2</sub> emissions because of the lower power consumption of max. 20 Watts with the main beam. Did you know that LED headlights have been proven to be safer? Because of the daylight-like illumination, the driver can see much better and does not tire as quickly.



## Carthago Security alarm system with ultrasonic sensors and gas warner

The Carthago Security alarm system gives you the best possible protection from unwanted visitors and burglars during your holiday: It contains interior monitoring using ultrasonic sensors and a switch for activation and deactivation. The scooter garage (at the driver and passenger sides), the driver's door, the main cabin door and the storage compartment hatches (at the driver and passenger side) are monitored using reed contacts. The bonnet is monitored by a door contact switch. The siren, which is triggered by an alarm or a panic alarm which is triggered using a handheld transmitter, contains an emergency power supply. Propane/butane and anaesthetic gas are also reliably detected using a gas sensor and an auxiliary sensor. Other functions are the actuation of the vehicle's own central locking and a 1-way immobiliser. The alarm system is activated and deactivated using the remote control.




## Thetford pumping system with faeces tank and toilet cassette

- You have absolute flexibility and self-sufficiency on your travels with the Carthago pumping system with separate faeces tank with a capacity of 120 l to 200 l (depending on the model) and a 13 l toilet cassette. With a simple push of a button you operate a powerful pump which transports the faeces out of the toilet cassette into the bigger faeces tank. The pump uses the grey water from your tank to do this.
- You decide whether to dispose of the toilet cassette directly on site or simply pump the faeces into the provided tank.
- Maximum self-sufficiency by means of large faeces tank volume. Up to 10 days on the road without a disposal station is therefore no problem at all (depending on the model).



## Truma iNet system incl. Level Control (gas filling level indication)

Remote control and monitoring of the Truma heating and air conditioning system are easy from anywhere using the convenient Truma app and the Truma iNet system. The Truma iNet box is the central control unit and interface to the networked Truma/Alde devices. It is easy to install and makes it possible to reliably combine the Truma/Alde devices with each other. Operation is convenient and intuitive with a Smartphone or tablet using the free Truma app. For example, functions such as remote or local control of Truma/Alde heating and/or air conditioning systems and interrogating the status of the on-board equipment (gas) can be used in this way. The app also helps you to find a Truma dealer or service partner or obtain quick access to user manuals and videos.

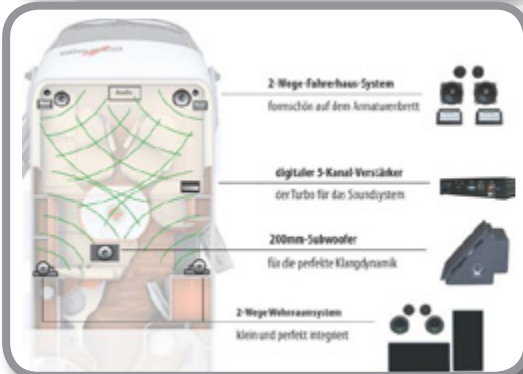


## Webasto Thermo Top C warm water auxiliary fuel heater

With the Webasto Thermo Top C warm water auxiliary fuel heater, the heat is output via the air outlets in the dashboard, therefore providing targeted heating in the driver's cabin area and the windscreen, and optional engine pre-heating. The heating output is 5 kW.

Advantages of the Thermo Top C:

- Fewer emissions by pre-heating the engine
- Extremely fast warm-up time, targeted heating of windscreen
- Low-noise operation
- Operation with diesel directly from the vehicle fuel tank



## Jehnert High-Performance Sound System (chic e-line model series upwards)

For the perfect sound experience on the move: The high-quality Jehnert 2-way system, which is in an exactly coordinated listening position for the driver and the passenger, optimises the sound characteristics in the mid to high range of the driver's cabin. The sound system is calibrated to the respective driver's cabin from the point of view of vehicle acoustics. This is the guarantee of the best possible sound, and music playback that is rich in detail. The living area system provides brilliant sound because of the 2-way system with a 55 mm mid-range speaker and a 26 mm soft dome Neodymium tweeter. Because of the innovative design, the living area speakers harmoniously complement the homely ambience. A power-saving 5-channel amplifier with state-of-the-art 56-bit DSP technology and a bass reflex sub-woofer provide outstanding sound dynamics which will impress music enthusiasts.

## Service camera



### Service camera at waste water tank outlet pipe

The driver can steer the vehicle directly over the waste water shaft using a service camera attached to the underside of the vehicle without the driver or the passenger leaving the vehicle. This provides safe, clean and above all easy emptying of the waste water/grey water.

The procedure can be followed on a central display in the double-DIN monitor of the radio or via the monitor of the reversing camera.



## Carthago World of Sleep & Deco Set

You can bring cosiness and additional comfort into your Carthago motorhome with the Carthago World of Sleep & Deco Set: one, three or four decorative cushions in the sleeping area and the seat group (depending on the floor plan and suitable for the individually selected living room fabric) are an eye-catcher and provide a homely ambience. A high-quality Jacquard house blanket with woven-in Carthago logo provide the necessary feel-good factor for restful evenings on holiday. With a fitted sheet set that has been adapted to the individual mattress dimensions depending on the model and appropriately divided (e.g. for unobstructed access to the wardrobes beneath the lengthways single beds) you are also well prepared for many relaxing nights in the motorhome.





Carthago Reisemobilbau GmbH

[www.carthago.com](http://www.carthago.com)

Notes to the details in this price list: Since the compilation of this catalogue in July 2018, changes may have been made to products. Construction and design changes, differences in shade, as well as changes in the scope of supply on the part of the manufacturer remain subject to change during the delivery period. Differences in colour may be related to printing technicalities. Please note that the vehicles in the catalogue are sometimes pictured with special equipment that are subject to extra costs. This price list replaces all previous versions and is valid for end customer orders from 01/08/2018.

© Carthago Reisemobil GmbH. D-88326 Aulendorf, Tel. +49 7525 9200-0, [www.carthago.com](http://www.carthago.com)  
Printed in Germany.