

PREMIUM CLASS

INTEGRATED 2020



c-compactline | c-tourer | chic c-line | chic e-line | chic s-plus | liner-for-two

carthago[®]
Das Reisemobil.

Table of contents

Carthago – more than just a company	4
The premium integrated motorhomes	12
The Carthago fascination of living	16
Model series overview	26

LIGHTWEIGHT PREMIUM CLASS



c-compactline Super lightweight **32**

The lightest motorhome of the integrated 3.5 t Premium class, suitable for remote areas and off the beaten track thanks to the 15 cm narrower exterior width and compact vehicle length

Models	44
Technology	49
Standard equipment highlights	54

COMFORT LIGHTWEIGHT PREMIUM CLASS



c-tourer Lightweight **56**

The all-rounder – also with practical models for the 3.5 t weight class

Models	68
Technology	75
Standard equipment highlights	80

You will find more information on the Carthago web site www.carthago.com

There's a lot more to say about our premium motorhomes than we can fit in the catalogue! We therefore provide a great deal of information, pictures and interactive displays on our web site. Let yourself be impressed and conveniently navigate around your dream Carthago when you are at home or on the move! Pay attention to the icons in our catalogue:



You will find more information about this topic on our web site.



You will find more information about this topic in a film on our web site.



You can experience this model interactively on our web site and navigate through the entire motorhome thanks to the 360° view.



LINER PREMIUM CLASS



chic c-line/chic c-line XL **82**

The fascination of the Carthago Liner class:

Elegance, comfort and extravagance

Models	102
Technology	112
Standard equipment highlights	116



chic e-line/chic e-line XL **118**

The crown jewel of the Carthago liner class:

More comfort, more self-sufficiency, more independence

Models	138
Technology	144
Standard equipment highlights	148



chic s-plus/chic s-plus XL **124**

The crown jewel of the Carthago Liner Class
with high-traction rear-wheel drive

Models	138
Technology	144
Standard equipment highlights	148



liner-for-two **150**

Round rear lounge seating group with electrically
extending TV lounge, unique 4-room concept

Models	158
Technology	160
Standard equipment highlights	164

The Carthago Worlds of Living **166**

The Carthago Premium DNA **170**



▲ Milestone in the liner class

▲ Liner on MAN bus chassis

▲ Entry into the European market

▲ Lightest premium motorhome

▲ Development of lightweight construction technology

Carthago – More than just a company

Dear motorhome enthusiasts,

40 years of the Carthago Group - 40 years of premium concepts, variety and technical know-how. Our Carthago innovation and quality brand is celebrating a big birthday this year.

Much has grown in 40 years: Our head office with production and a large sales exhibition in Aulendorf in Upper Swabia, and our plant in Odranci/Slovenia. The number of employees has also increased to more than 1400, we have more than 200 partners in Germany and abroad, and the diversity of our vehicles has expanded with numerous different models. However, one thing hasn't changed - in spite of using state-of-the-art manufacturing methods, every Carthago has been

manufactured with care and a great deal of skilled craftsmanship and attention to detail for 40 years. We have put our heart and soul into building up the Carthago Group. We are still a family-run company in which corporate groups and financiers don't have a say. The only people we are indebted to are you, our customers. This independence was sealed with the establishment of the family foundation in 2014, and will remain so in the future. You put your trust in this in the same way as our employees do: The Carthago Group remains a dynamic family-run company with a great deal of passion, and is characterised by personal commitment.



2014 chic c-line

▲ New v-face design



2015 chic e-line

▲ Generation III



2018 chic c-line

▲ New Generation



2018 c-tourer

▲ Even lighter – even more payload



2019 liner-for-two

▲ Round lounge seating group in rear

In order to ensure that our premium claim will also continue for future decades, we implement ideas quickly, think innovatively and abide by our Carthago Premium DNA. See for yourself: visit us at exhibitions, at our dealers or in Carthago City.

Karl-Heinz Schuler,
Founder, owner and foundation chairman



The Carthago management team behind the make (from l-r):

Johannes Stumpp (Managing Director for Finances and Human Resources),
Karl-Heinz Schuler (Founder, Owner and Foundation Chairman),
Bernd Wuschack (Managing Director of Sales, Marketing and Customer Services),
Anton Fetscher (Managing Director of Technology).

The Carthago Premium DNA

*We find that
only the best is
good enough*



Carthago has been an independent family-run company and permanent feature at the pinnacle of the motorhome industry for 40 years. Karl-Heinz Schuler, the founder and owner, talks about what constitutes the Carthago premium DNA, why every Carthago motorhome is something very special and what unites the two at the same time.

Mr. Schuler, when did you decide to build motorhomes?

KARL-HEINZ SCHULER Whilst I was studying for my degree, I couldn't help noticing the increasing number of camper vans. I examined them more closely at the time, and something became clear to me in an instant: We can do better than that! The foundations for Carthago were laid with this idea and motivation.

Carthago has evolved into a premium manufacturer since 1979. Did you anticipate this success story at the time?

KARL-HEINZ SCHULER No-one could have known at the time that we would be so successful, nor could it have been planned. Our goal was always to build the best high-end motorhomes. We want to have satisfied customers, and success and growth will then follow naturally.

What is your recipe for success?

KARL-HEINZ SCHULER The secret of our success is the Carthago inventiveness. We are the leading innovator in the motorhome industry, we maintain our quality claim with every model series, and we are a pioneer within the industry time and time again. All of this is anchored in our Carthago premium DNA.

What does Carthago Premium DNA stand for?

KARL-HEINZ SCHULER Our Carthago premium DNA is our promise of value to our customers, it can be found in every one of our motorhomes and it is motivation and an obligation at the same time. It is characterised by the Carthago bodywork, the biggest storage space system in its class, the well thought-out heating and air conditioning technology, the highest payload reserves, our driving safety and visibility concept and the Carthago personality. We are simply exceptional: Our materials, our connection technology and the weight and stability demands are even similar to those of aircraft technology. Quite rightly, every sixth integrated motorhome that is registered in Europe in the price class above 85,000 Euros is a Carthago. Because a Carthago is simply unmistakeable!

Long-lasting. High stability.

**Carthago Liner
premium-class
body construction**

Space guaranteed.

**Carthago double floor
basement with massive
storage compartment**

Well-balanced. Optimum
distribution.

**Carthago load
capacity & weight
balance**



How do Carthago drivers benefit from the premium DNA?

KARL-HEINZ SCHULER Our core expertise is in motorhomes in the Liner premium class. This is because our 40 years of experience in this area flow into every stage of development and manufacturing. We think that only the best is good enough for the comfort and safety of our customers! Not only do we provide maximum durability and value retention, safety, protection and comfort, it is just as important to us to implement every idea and every innovation in practice and make everyday travelling as enjoyable as possible. And this applies to all of our vehicles – regardless of whether it is a 3.5 ton lightweight or a Liner class vehicle. In this way, every Carthago motorhome becomes something special. Each Carthago is therefore a synonym for exclusivity and quality. Or, to put it briefly, it stands for “The motorhome”.

Carthago city in Aulendorf is the company headquarters. What makes it special?

KARL-HEINZ SCHULER The fact that any potential customer has the opportunity to experience the Carthago premium DNA for themselves! All potential and existing customers are welcome in Carthago City. A tour of the factory will give you an insight into handcraft perfection combined with high-tech components and state-of-the-art manufacturing methods. You can inspect the latest models at your leisure in our large showroom, arrange test drives and also rent motorhomes. It's worth making the trip to Aulendorf in Upper Swabia!

Well-being – all year round.

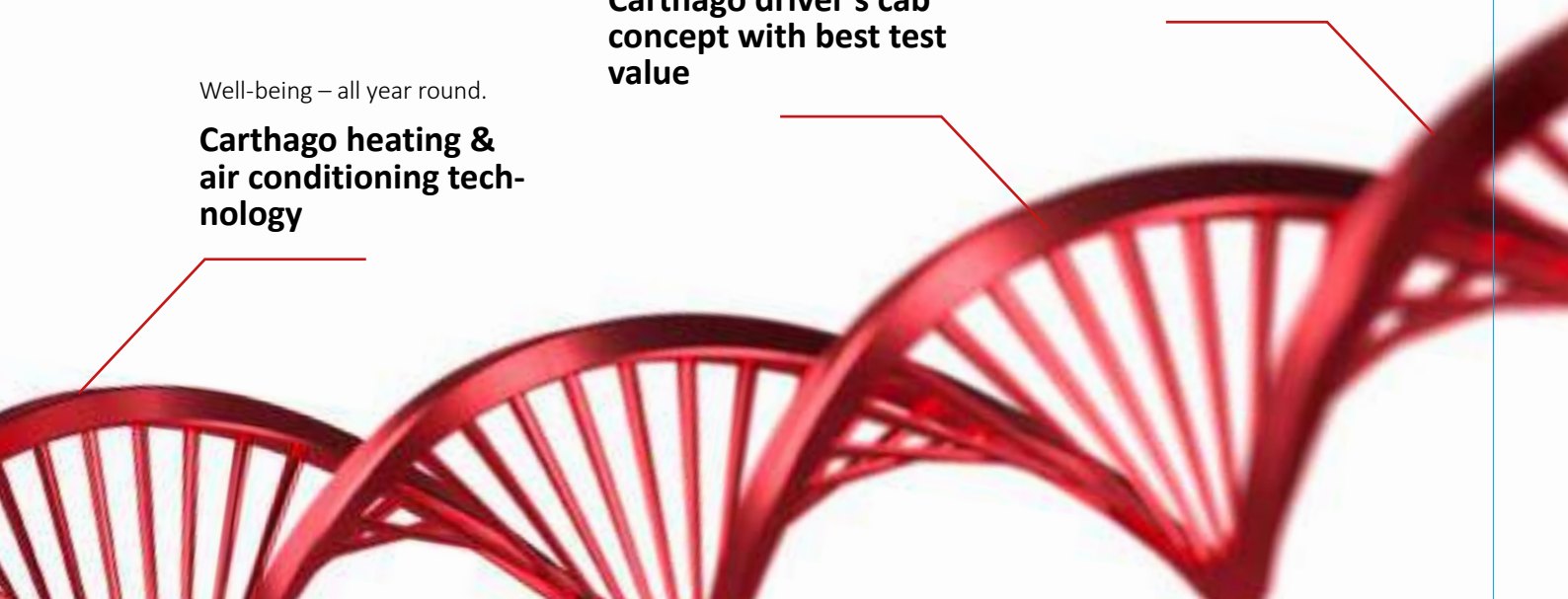
Carthago heating & air conditioning technology

Safe on the road.

Carthago driver's cab concept with best test value

Unique. Unmistakable. Extravagant.

Carthago Personality





▲ Carthago company headquarters in Aulendorf, Upper Swabia

Carthago City

Welcome

Down-to-earth and open minded at the same time, that is Carthago culture. We have remained true to our roots with the **company headquarters in Carthago City** in Aulendorf/Upper Swabia, between Ulm and Lake Constance.

As well as the manufacturing facility for our premium class motorhomes, a **large sales exhibition**, the service centre for end customers and service partners as well as the company headquarters are concentrated here.

You can see the combination of perfect craftsmanship with high-tech components and state-of-the-art manufacturing methods for yourself on a **factory tour**. Of course, you are also welcome to spend the night on one of the **company pitches**.

The Carthago premium motorhome deserves premium service. About **200 dealers and service partners** throughout Europe look after you and your Carthago motorhome. Wherever you live, wherever you roam: Carthago is never far away! Your initial contact is your local dealer, and when you are travelling a close-knit network of dealers and service partners is at your side throughout Europe.

All of our dealers and service partners are trained as **certified Carthago Partners** in a multi-level academy programme. However, exceptional situations don't stop at closing time. Carthago has therefore set up an emergency number on which travellers can obtain technical assistance if they have serious problems, even on Saturdays, Sundays and public holidays.



▲ Large sales exhibition in Carthago City



▲ Take a look behind the scenes with a factory tour. Register at www.carthago.com

The clear assessment of the experts

Award-winning Carthago motorhomes

As a technology and quality leader, Carthago sets standards in the motorhome industry time and time again. This is confirmed in surveys and comparisons by the people who should know best - our customers. Their verdict is extremely important to us. We surveyed our customers using a scientifically supported representative method. More than 2,600 have replied, which in itself is an outstanding figure and proof of the

close connection between themselves and Carthago. They particularly praise the exterior and interior design, storage space, furniture quality, sleeping comfort, driving safety and ride comfort. Typical Carthago values therefore, which contain the Carthago Premium DNA. These values are also the criteria upon which our customers place the greatest value.



PRESS OPINIONS

“Couldn’t be better: nothing can be heard while driving with the Carthago on roads and motorways. No flapping, no squeaking, no noise. [...] The shorter bed can be pushed towards the back with the shower wall during the day without problems. In this way, Carthago saves main cabin length with a long sleeping area. [...] The fact that the integrated model heats up quickly and appears to be well insulated makes a positive impression.”

Reisemobil International 03/2018,
C-tourer I 144 LE endurance test

“The chic c-line 4.9 L has won thanks to the additional cabinets and the detail work which Carthago has put into in its successful series. Endless amounts of storage space, many practical details which simplify life in the motorhome and absolute suitability for winter thanks to the meticulously constructed double floor bring the chic c-line to the level that it represents in the Carthago portfolio: The highest standard of travel.”

Reisemobil International 8/2017,
Practical test of chic c-line I 4.9 LE L superior

“In the entrance, Carthago connoisseurs will also find the double floor storage compartment with large hatch, which is so typical of the brand. [...] The first thing that catches your eye when you enter is the kitchen, which particularly stands out because of its elegantly curved counter. [...] The epitome of cosiness is the spacious C-seating group in the rear – just the job for a relaxing evening watching television. The icing on the cake is a 40-inch TV that is raised out of the side backrest by an electric motor.”

promobil 2/2018,
New introduction of the liner for two



82%

point out the **sleeping comfort**

85%

highlight the **storage space**.

89%

of owners praise the **interior design**.

86%

like the **exterior design**.
Typical Carthago:
innovative v-face design

82%

appreciate the **furniture construction**, high stability
and perfect workmanship

83%

praise the **floor plan variants**:
comfortable, well thought-
out, practical and elegant

▲ Carthago drivers are impressed by their motorhome: We asked more than 5,000 of our customers how satisfied they were. The result of the vote is clear: Desire and reality correspond at Carthago.



CUSTOMER OPINIONS



“The chic c-line – our true dream motorhome! Its versatility is unique, and it fulfils our unconditional wanderlust!”

Silvia & Gerhard Vogel,
Carthago customers & Brand Ambassadors



“Comfortable, secure, light. These are the criteria that I am looking for in a motorhome. My c-tourer with AL-KO low frames fulfils them all. I can also easily keep within the 3.5 ton weight limit, even with a lot of holiday luggage. For me, it’s simply perfect!”

Gregor Schweigkofler,
Carthago customer & Brand Ambassador



“The living area of the chic e-line is perfect for us. The impressive room height, the spacious design of the lounge seating group, the large tank volumes and the wide range of loading capacities convey freedom. That is premium for us.”

Sibylle Werner-Nagl & Steffen Nagl,
Carthago customers & Brand Ambassadors



▲ Multi-functional insulating pleated windscreen blind, can be operated horizontally to allow it to simultaneously act as a sun blind, for privacy protection and as a blackout blind with insulation. From the chic e-line onwards, pleated windscreen blind with programmed privacy and sun visor function as standard.




▲ Extra-large seating group arrangements with ergonomically shaped seating upholstery, living room table that can be conveniently moved and rotated, and innovative TV pull-out system.

The fascination of the integrated premium class


The Carthago core competence

The individual design of the Carthago Premium Integrated fascinates even from afar. On the road you can see both the landscape and the traffic thanks to the excellent visibility. After arriving at your destination you have the exceptional spacious feeling. There are many reasons why more than 1 in 6 registered integrated motorhomes in the price category from € 85,000 and above in Europe is now a Carthago. You too can enter the world of integrated premium motorhomes!

You will appreciate the generous space of the living area and the perfectly integrated driver's cab. Space is the true luxury – enjoy it while living and relaxing in front of the TV, in the kitchen or in the separate changing room. At night you are given a warm welcome by the easily accessible drop-down bed above the front seats, or the rear bed with largest sleeping areas in its class and the extremely pleasant sleeping comfort.



- ▲ Biggest drop-down bed in its class with generous sitting height and easy access via the side seat bench thanks to the lowered position, unique bed width of up to 160 cm



- ▲ Three-dimensionally designed front with flat angle = less air resistance, lower fuel consumption and less wind noise



- ▲ Driving safety: clear and functional design. Additional heating of the driver's cab area due to heated dashboard surface.



- ▲ Driver's door with extra-low door entrance and secure double locking system
Fuel tank flap seamlessly integrated in the side wall.

All good things come in threes!

Biggest range of chassis in the premium class

You get a made-to-measure motorhome from Carthago. We have therefore carefully picked out three different basic vehicles for you:

Fiat Ducato, Iveco Daily and the (new) **Mercedes-Benz Sprinter**. Depending on the model and the series, you have the choice. All three basic vehicles have clearly defined advantages.

However, all of the variants have one thing in common – in conjunction with the Carthago Premium DNA, motorhomes are created which have unique exclusivity and quality, and provide maximum safety at the same time.

Decide for yourself which chassis, engine and options are the most suitable for your requirements!



AL-KO
up to 4.8 t



AL-KO
up to 5.4 t



Fiat Ducato

Well-trying and comprehensively upgraded basic vehicle, light and extremely economical.

- + Light weight, front wheel drive
- + AL-KO low frame chassis with wide track
- + Powerful engines with a capacity of 2.3 l with output of up to 130 kW (177 HP) and torque of 450 Nm
- + Low emissions, emission category Euro 6d
- + Optional nine-gear automatic transmission
- + Many safety and assistance systems (depending on main cab)
- + Permissible gross weight up to 4.8/5.4 tons as two or three axle vehicle
- + Selectable for the c-compactline super-lightweight, c-tourer lightweight, chic c-line, chic e-line, liner-for-two model series

IVECO

50C/65C
up to 6.7 t



Iveco Daily

Latest version of the heavy load specialist, extremely robust and load-bearing.

- + High-traction rear-wheel drive
- + Heavy trailer load up to 3,500 kg
- + Extremely powerful engines with a maximum capacity of 3.0 l with output of up to 155 kW (210 HP) and torque of 470 Nm
- + Low emissions, emission category Euro VI d
- + Optional eight-gear automatic transmission
- + Fuel-saving electro-hydraulic steering, practical electric parking brake
- + Permissible gross weight of up to 6.7 tons
- + Selectable with the chic s-plus and liner-for-two model series



AL-KO
up to 4.5 t/
5.5 t (DA)



Mercedes-Benz Sprinter

New and technically innovative basic vehicle with outstanding comfort.

- + Light weight, front wheel drive
- + AL-KO low frame chassis with wide track
- + Powerful engines with a capacity of 2.15 l with output of up to 130 kW (177 HP) and torque of 400 Nm
- + Optional nine-gear automatic transmission
- + Many safety and assistance systems
- + Fuel-saving electro-hydraulic steering, practical electric parking brake
- + Comfortably equipped cockpit
- + Optionally with the unique state-of-the-art Infotainment system MBUX (Mercedes-Benz User Experience)
- + Permissible gross weight up to 4.5/5.5 tons as two or three axle vehicle
- + Selectable with the chic e-line model series

all specifications are model-dependent
Heavier weight variants possible before the printing deadline



▲ This is what a holiday should be like: spacious and comfortably designed XL lounge seating group with long sitting / lounge sofa (XL models)

The Carthago lounge experience

Travelling and still be at home - your Carthago is a pure comfortable motorhome. With continuous one-level living area floor free of any tripping hazards. With the highest levels of comfort from front to rear. Take a seat in the comfortable lounge seating group. Enjoy the seating comfort of the high quality and ergonomically perfect upholstery. Visitors are welcome – with its generous L-shaped

seating group with opposing side seat bench, every Carthago provides room for up to six guests. Or do you just want to relax and put your feet up? The position of the living room table is easy to change individually using a foot pedal. Extra-large flat screens turn the motorhome into a home cinema. In driving mode, the monitor disappears by means of a clever pull-out system.



▲ Clever integration: the TV flat screen disappears behind the backrest



▲ Sit and live in comfort: perfectly ergonomically shaped padding supports your back



▲ Luxury, reinterpreted: the large round lounge seating group in the Carthago liner-for-two, Optional: 40" flat screen



▲ Luxury living room table: conveniently rotates and moves using a foot pedal

all details are model-dependent



▲ Kitchen area with plenty of room for movement, with ergonomic and high-quality elements

The Carthago professional kitchen

What's your pleasure – a small breakfast or a big menu? The Carthago kitchen will whet your appetite and make you want to cook. It never ceases to amaze: The kitchen of a Carthago is spacious and full of clever details that make the difference. The large fridge provides space and is conveniently positioned at hand height. The look, feel and functionality of the high-quality fittings and drawers in household quality are impressive. The practical and spacious


slide-out storage cabinet is cleverly designed. The backlighting of the large work surface is attractive and helps when looking into the drawer underneath. The sink cover converts into a practical work surface with cutting board function. Thanks to the lift system developed by Carthago, the coffee machine disappears into the overhead storage cabinet, therefore saving space. A kitchen full of ideas - typical Carthago.



▲ Ready for use, yet still stowed away ready to travel:
Capsule coffee maker can be rotated out of the overhead kitchen cabinet.



▲ Plenty of room for travel provisions:
the slide-out storage cabinet



▲ Sometimes a cover, sometimes an extension to the work surface,
sometimes a practical cutting board: the sink cover



▲ The large fridge is positioned conveniently at hand height



▲ Exclusive designer bar cabinet with room for six glasses



Combined bathroom

with spacious washroom and separable round shower



Luxury washroom

with shower opposite and changing room



The world of Carthago bathrooms

Be it the combined washroom, comfort washroom or luxury washroom – personal hygiene in a Carthago is a pleasant pastime instead of an unpleasant duty. The spacious shower rooms can be separated via a round sliding door in all combined washrooms. They are positioned opposite the washroom in the luxury washroom models on a single level. A spacious separable changing room separates the living area and the sleeping area in front of the washroom. The double function door in the luxury washroom is extremely

sophisticated – it can be used to separate off the toilet and the living area passage at the same time so that your modesty is preserved at all times. The icing on the cake of the washroom experience are the washrooms in the XL models: Almost unlimited space combined with elegant design elements. Thanks to complete partitioning from the bedroom and the living area using sliding doors, a true washroom paradise with a large wall mirror is created.



XL washroom

with open washing area,
spacious rain shower and
separate toilet room



all details are model-dependent



Changing room in luxury washroom models

provides a changing room that can be partitioned off from the living area and the sleeping area. The double function door which has been registered for patent allows the living area to be partitioned via a second door, whilst closing off the washroom with a second integrated door at the same time.



Changing room in combined washroom models



The Carthago changing room

Almost all Carthago models surprise with a room that no other motorhomes have – the changing room. A quick twist is enough – by opening the washroom door to the opposite stop, this acts as a room partition to the living area. A solid wooden sliding door or pull-out TV and room dividing wall provides partitioning in the direction of the

sleeping area. And there, between the living area and the bedroom, you create a changing room that is separated and protected from view at all sides. The wardrobe is installed at a practical reachable height and can be accessed from the changing room, and all you need to do to check your look in the mirror is turn around.



Changing room in XL models

The jewel in the crown is the Carthago XL washroom: The extremely large changing room can be separated from the sleeping area and the living area via solid sliding doors or the washroom door.



▲ Practical access to the wardrobes from the changing room from above and from the front thanks to the lift function

all details are model-dependent



▲ Just relax! You'll sleep comfortably in a Carthago motorhome thanks to large sleeping areas, high quality 7-zone mattresses and under springing systems.

The Carthago worlds of sleeping

Everything for a good night's sleep. And you can only enjoy the next day on holiday if you have had a good night's sleep. Carthago makes it comfortable for you. With the largest sleeping dimensions in the class, spacious queen-size beds, standard and largest drop-down beds in the class in integrated motorhomes. Also with the high-quality 7-zone

mattresses and under springing systems. The numerous clever details are typical of Carthago – pull-out entrance steps, floor plan versions with low bed access, adjustable head sections for the queen-size and single beds, and the sturdy drop-down bed. Just don't forget to get up when the next day of the holiday starts.



▲ Adjustable head section for comfortable night time reading



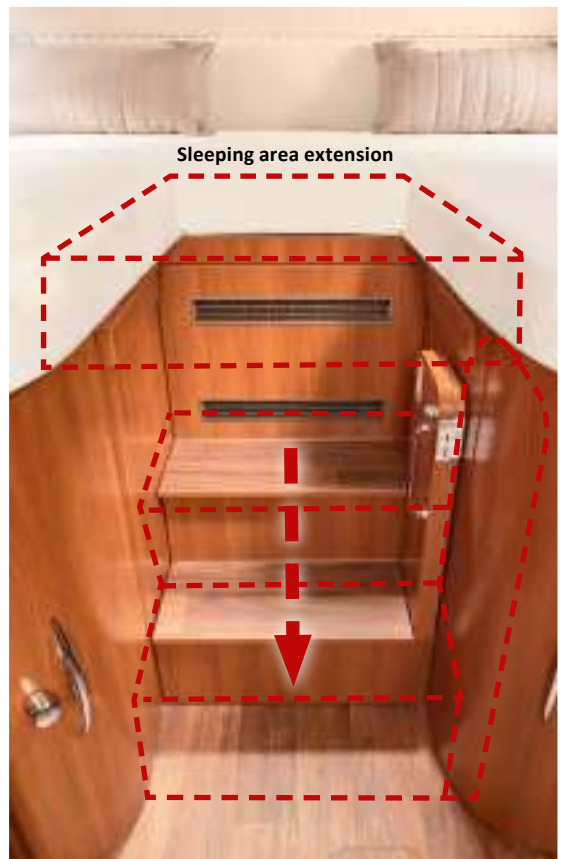
▲ High-quality under springing systems, in this case the medically recommended Carawinx sleeping system



▲ Room dividing and TV wall in central position



▲ Room dividing and TV wall, open



▲ Patented, pull-out bed access steps, therefore easy access to the bed even when using the sleeping area extension, with wardrobes that are accessible from above in all positions

Comparison of the Premium integrated vehicles



Weight class / payload

Lightweight premium class



AL-KO



c-compactline Super-Lightweight

The lightest motorhome of the integrated 3.5 t Premium Class, suitable for remote areas thanks to the 15 cm narrower exterior width and compact vehicle length

Chassis: Fiat Ducato with AL-KO low frame special light

Dimensions: Length 641 to 699 cm
Width 212 cm
Height 289 cm

Weight class:
3.5 t to 4.25 t



Comfort Lightweight Premium Class



AL-KO



Semi-integrated models
in separate catalogue

c-tourer Lightweight

The all-rounder – also with practical models for the 3.5 t weight class

Chassis: Fiat Ducato with AL-KO low frame special light

Dimensions: Length 665 to 752 cm
Width 227 cm
Height 289 cm

Weight class:
3.5 t to 4.25 t



Practically-oriented equipment is a matter of course as far as we are concerned. Even in our lightweight models!

Compare your favourite lightweight models and experience which vehicle provides which payload reserves with realistic equipment. Standard equipment and trip-related additional equipment must be taken into consideration in order to carry out an exact weight calculation.

This is the only way to realistically work out the total weight of your motorhome.

There are no surprises with Carthago, since practically-oriented standard equipment is a matter of course as far as we are concerned:



Premium body construction with aluminium support struts bonded over the entire surface and curved roof



Highly stable ceiling/wall structure thanks to aluminium/aluminium sandwich and RTM hard foam insulation



Double floor basement, fully heated, with underfloor heating effect



Double floor basement with massive, heated storage compartment, scooter garage with interior height of up to 1.20 m instead of deep lowering in the rear, loadable up to 350 kg



Continuous single level living area floor, large L-shaped lounge seating group for up to 5 persons



145-l Slimtower or 160 l fridge at hand height



Vario, combination or luxury washroom with separate round shower and changing room



Biggest sleeping dimensions in its class: fixed beds with 7-zone cold foam mattress and sprung slatted frame



Living comfort



Vehicle width 2.12 m
L-shaped lounge seating group with pull-out side seat or L-shaped lounge seating group with side seat bench* for 5 persons
198 cm standing height in living area
Single level living area floor



Kitchen comfort



Space-saving galley kitchen for short vehicle lengths / corner kitchen*
145 l Slimtower fridge at hand height



Washroom comfort



Vario swivel washroom / combined washroom / luxury washroom
Changing room* separable



Sleeping comfort



Fixed beds in rear area
Drop-down bed in driver's cab with biggest sleeping area in its class
two-part heated and ventilated slatted frame, low bed access heights



Vehicle width 2.27 m
L-shaped lounge seating group with pull-out side seat or L-shaped lounge seating group with side seat bench* for 5 persons
198 cm standing height in living area
Single level living area floor
integrated shoe cabinet



Space-saving galley kitchen for short vehicle lengths / corner kitchen*
145 l / 160 l fridge at hand height



Vario swivel washroom / combined washroom / luxury washroom
Changing room* separable



Fixed beds in rear area
Drop-down bed in driver's cab
biggest sleeping dimensions in its class
two piece, heated and ventilated slatted frame, low bed entry height, pull-out access steps for lengthways single beds

Real Liner in the 3.5 t class thanks to Carthago lightweight construction technology

- Carthago provides you with several items of weight reference information for each motorhome:
- 1. Weight in ready-to-drive condition according to the DIN EN 1646-2 standard (including standard equipment).
 - 2. Reference weight: Motorhome in series production condition with recommended, practical additional equipment.

Calculation according to the DIN EN 1646-2 standard for weight in ready-to-drive condition

	Vehicle weight with standard equipment		+ 20 l filled fresh water tank**
	+ 75 kg for driver		+ 1 x 11 kg Aluminium gas bottle
	+ 10 kg personal luggage		+ Cable reel/connecting cable for power
	+ 90 % filled diesel tank		

Calculation of weight for passengers incl. luggage

	75 kg weight per person
	+ 10 kg personal luggage
	+ 10 kg additional equipment per meter length of the motorhome

EXAMPLE CALCULATION

7 m long motorhome plus 1 passenger
75 kg + 10 kg + 70 kg = 155 kg

7 m long motorhome plus 3 passengers
3 x 75 kg + 3 x 10 kg + 70 kg = 325 kg



Self-sufficiency / capacity



150 l fresh water,
140 l waste water,
1 x 80 Ah gel battery (can be increased to 2 x 80 AH)
central water drain integrated in double floor basement



Double floor / storage space



Double-floor basement with massive, heated storage compartment, usable height up to 55.5 cm, exterior and interior access.
Large, central through-loading space (interior height 22 cm) with deeply lowered basement storage compartment (usable height 46 cm).
Scooter garage with interior height of up to **120 cm, loadable up to 350 kg**



Winter proofing / heating technology



Truma Combi 6 warm air storage heating system
Double floor basement with **underfloor heating effect**



150 l fresh water,
140 l waste water
1 x 80 Ah gel battery (can be increased to 2 x 80 AH)
central water drain integrated in double floor basement



Double-floor basement with massive, heated storage compartment, usable height up to 55.5 cm, exterior and interior access.
Large, central through-loading space (interior height 22 cm) with deeply lowered basement storage compartment (usable height 46 cm).
Scooter garage interior height up to **120 cm**, loadable up to 350 kg



Truma Combi 6 warm air storage heating system
Double floor basement with **underfloor heating effect***
Optional: Alde warm water central heating

c-compactline Super-Lightweight I 138 DB

Individual freedom with just 3.5 t**

WEIGHT IN READY-TO-DRIVE CONDITION INCL. DRIVER	2,825 KG
Chassis package*** with, for example, automatic air conditioning, cruise control	+ 33 kg
Comfort Package*** with, for example, skylight, Slimtower fridge	+ 20 kg
For example, satellite system and 4 m awning	+ 60 kg
TOTAL READY-TO-TRAVEL WEIGHT	2,938 kg
POSSIBLE ADDITIONAL LOAD Driver	562 kg
1 passenger incl. luggage (75 kg + 10 kg + 70 kg = 155 kg)	155 kg
POSSIBLE ADDITIONAL LOAD incl. driver + 1 passenger	407 kg

EXAMPLE PACKING LIST WITH 1 DRIVER + 1 PASSENGER	
1x table + 4x camping chairs	25 kg
1x barbecue + tongs	5 kg
2x E-bikes	40 kg
1x toolbox	10 kg
1x gas reserve	15 kg
TOTAL	95 kg
REMAINING ADDITIONAL LOAD (= 407 KG ADDITIONAL LOAD – 95 KG PACKING LIST)	312 kg

Unique: Your comprehensively equipped and Carthago c-compactline I 138 DB packed ready to travel still provides you and your passengers a remaining **additional load of 312 kg for individual luggage**.
Weight information is approximate. Weight deviations of up to 5% are possible and permitted.

* depending on model
** also as heavy version with permissible gross weight of up to 4.25 t by request
*** see Carthago Integrated price list for detailed package contents

Comparison of the Premium integrated vehicles



Weight class /
payload

Weight class**:
Single axle: 3.5 t to 4.5 t
Double axle: 5.0 t



Semi-integrated models in
separate catalogue

chic c-line/chic c-line XL

The fascination of the Carthago Liner class: Elegance, comfort and extravagance

- Chassis:** Fiat Ducato with AL-KO low frame special, XL models with double axle, Wide wheelbase rear axle 198 cm
- Dimensions:** Length 685 to 865 cm
Width 227 cm
Height 289 cm



chic e-line / chic e-line XL

The crown jewel of the Carthago Liner Class: more comfort, more self-sufficiency, more independence

- Chassis:** Fiat Ducato with AL-KO low frame special, some models and the XL models with double axle, wide wheel base rear axle 198 cm
Mercedes-Benz with AL-KO low frame XL models with double axle
- Dimensions:** Length 789 to 899 cm
Width 227 cm
Height 305 / 310 cm

Weight class**:
Single axle:
4,5 t to 4,8 t (Fiat)
4,5 t (Mercedes-Benz)
Double axle:
5.0 t to 5.4 t (Fiat)
5.0 t to 5.5 t (Mercedes-Benz)



chic s-plus / chic s-plus XL

The crown jewel of the Carthago liner class with high-traction rear-wheel drive

- Chassis:** Iveco Daily 50C/65C, robust high frame
Rear wheel drive with twin wheels
- Dimensions:** Length 791 to 886 cm
Width 227 cm
Height 312 / 329 cm



Weight class**:
50C: 5.6 t to 5.8 t
65C: 6,7 t



liner-for-two

Round rear lounge seating group with electrically extendible TV lounge and unique 4-room concept

- Chassis:** Fiat Ducato AL-KO 2 axle/3 axle
Iveco Daily 50C/65C
- Dimensions:** Length 783 to 856 cm
Width 227 cm
Height 305 / 312 / 329 cm



Weight class**:
Fiat single axle: 4.5 t to 4.8 t
Fiat double axle: 5.0 t to 5.4 t
Iveco 50C: 5.6 t to 5.8 t
Iveco 65C: 6.7 t



Living comfort



L-shaped lounge seating group with **side seat bench** (optional 5th seat belt location)
5.3 QB SL: opposing side sofas
XL Model: L-shaped lounge seating group with sitting / lounge sofa
198 cm standing height in the living area, single level living area floor, shoe cabinet



Kitchen comfort



Corner kitchen / luxury corner kitchen*
Slide-out storage cabinet (height depending on model)
Patented **Coffee machine lift**
160 l fridge at hand height



Washroom comfort



Combined washroom / luxury washroom / XL washroom, changing room* separable by solid room partitioning doors
Sliding door to bedroom* toom high wardrobe*



Sleeping comfort



Fixed beds in rear area, Drop-down bed in driver's cab with biggest sleeping area in its class, rear bed: **Carawinx sleeping system** with point elastic under springing
low bed access heights and pull-out access step for lengthways single beds



Large round seating group with long side seat bench (optional 5th seat belt location)
XL Model: L-shaped lounge seating group with pull-out sitting / lounge sofa; large round table,
2 level room concept with **211 cm** standing height in the living area, single level living area floor, shoe cabinet



Corner kitchen with pull-out kitchen worktop, worktop enlargement, electric central locking for the entire kitchen area, automatic locking while driving, **153 l fridge** with door that opens at both sides



Comfort washroom / luxury washroom / XL washroom, changing room* separable by solid room partitioning doors
Sliding door to bedroom*
Room high wardrobe*



Fixed beds in the rear, drop-down bed in the driver's cab, each with the largest sleeping area in the class, queen-size beds in king-size format 200 cm
Carawinx sleeping system with point elastic under springing, low bed access heights and pull-out access step for lengthways single beds



Large round seating group with pull-out sitting / lounge sofa (optional 5th seat belt location)
XL Model: L-shaped lounge seating group with pull-out sitting / lounge sofa; large round table,
2 level room concept with **211 cm** standing height in the living area, single level living area floor, shoe cabinet



Corner kitchen with pull-out kitchen worktop, worktop enlargement, **electric central locking** for the entire kitchen area, automatic locking while driving, **153 l fridge** with door that opens at both sides, designer bar cabinet (optional)



Comfort washroom / luxury washroom / XL washroom, changing room* separable by solid room partitioning doors
Sliding door to bedroom*
Room high wardrobe*



Fixed beds in the rear, drop-down bed in the driver's cab, each with the largest sleeping area in the class, queen-size beds in king-size format 200 cm
Carawinx sleeping system with point elastic under springing, low bed access heights and pull-out access step for lengthways single beds



Round rear lounge seating group with **electrically extending TV lounge**
TV sideboard
40" flat screen electrically extendible
198 cm standing height in living area,
182 cm in round seating group



Curved kitchen with **raised kitchen work surface** in vertical waveform
Slide-out storage cabinet
Coffee machine pull-out
160-l fridge at hand height, designer bar cabinet (optional)



Comfort luxury washroom, changing room separable, **sliding door** to driver's cabin, **washroom door** to living area, **room-high wardrobe**



Drop-down bed with lengthways single beds with electric lowering facility and continuous sleeping area, sideboard with deep drawers at driver and passenger sides
Carawinx sleeping system with point elastic under springing, pull-out steps



Self-sufficiency / capacity



170 l fresh water,
140 l waste water,
2 x 80 Ah gel battery



Double floor / storage space



Double-floor basement with massive, heated storage compartment, usable height up to 70 cm, exterior and interior access.
 Large, central through-loading space (interior height 22 cm) with deeply lowered basement storage compartment (usable height 46 cm).
 Scooter garage: interior height up to **120 cm**, loadable up to 350 kg



Winter proofing / heating technology



Truma Combi 6 warm air storage heating system, double floor basement with under-floor heating effect
 Optional: Alde warm water central heating (XL models)



235 l fresh water,
185 l waste water,
2 x 80 Ah gel battery (can be increased to 3 x 80 Ah),
 Optional: fixed tank for faeces*



Double-floor basement with massive, heated storage compartment, usable height up to 70 cm, exterior and interior access.
 Large, central through-loading space (interior height 22 cm) with deeply lowered basement storage compartment (usable height 46 cm)
 Scooter garage: interior height up to **132 cm**, loadable up to 450 kg



Alde warm water central heating Double floor basement with underfloor heating effect
Carthago driver's cab thermal concept



235 l fresh water,
200 l waste water,
2 x 80 Ah gel battery (can be increased to 3 x 80 Ah),
 Optional: fixed tank for faeces*



Double floor basement with massive, heated storage compartment, usable height up to 78 cm.
 Exterior and interior access
 Large, central through-loading space (interior height 20 cm) with basement storage compartment (usable height 20 cm)
 Scooter garage: interior height **up to 145 cm**, loadable up to 450 kg



Alde warm water central heating Double floor basement with underfloor heating effect
Carthago driver's cab thermal concept



225 l fresh water,
180 l waste water,
2 x 80 Ah gel battery (can be increased to 3 x 80 AH)



Double floor basement with massive, heated storage compartment, usable height up to 57 cm. Exterior access and interior access
 Large, central through-loading space (interior height up to 36 cm) with large basement storage compartment (usable height up to 36 cm), easily loadable via large, adjustable living area floor hatch, extra-deep double floor external storage compartment (height 63 cm, width 110 cm)
 Scooter garage: Interior height up to **145 cm**, loadable up to 450 kg



Alde warm water central heating Warm water underfloor heating in seating area, double floor basement with under-floor heating effect,
Carthago driver's cab thermal concept

c-compactline

Super Lightweight



The lightest motorhome of the integrated 3.5 t Premium Class

Suitable for remote areas off the beaten track thanks to the exterior width, which is 15 cm narrower, and the compact vehicle length

Lightweight does not mean foregoing anything! At least not with Carthago! The c-compactline sets the standard in the 3.5 t weight class, without making compromises with regard to quality and comfort.

3.5 t



Weight class

- + Light and agile: exterior width of just 2.12 m and compact vehicle lengths
- + Carthago lightweight technology – outstanding payloads, also in the 3.5 t weight class
- + Loadable up to 4.25 t

4.25t



FIAT

AL-KO

Chassis

- + Fiat Ducato with AL-KO low frame 35 light/40 heavy.
- + Safety packages as standard: Airbag, ESP, ABS, hill holder, traction control
- + Carthago driver's cab vision concept



Living comfort

- + “Smartline” furniture design - adapted to the narrow vehicle width for maximum living comfort and more freedom of movement
- + Stepless, continuous floor in living area
- + L-shaped lounge seating group with side seat bench, pull-out side seat* and rectangular living area table with chrome beading
- + Kitchen with six large drawers, professional gourmet hob and round sink
- + Toilet and shower compartment designs: maximum comfort in a small space
- + Rear beds with the biggest sleeping dimensions in the class

* depending on model



Storage space

- + Double floor basement with huge, heated storage compartment, usable height up to 55.5 cm
- + Outside access via several large hatches, convenient access from the inside via the seat bench cover of the L-lounge seating group
- + Large, central through-loading space (interior height 22 cm) with extra-low basement storage compartment (usable height 46 cm) with large living area floor hatch
- + Scooter garage: interior height up to 120 cm, load capacity up to 350 kg



Self-sufficiency / technology

- + 150 l fresh water, 140 l waste water
- + 1 x 80 Ah gel batteries (can be increased to 2 x 80 AH)



Air conditioning/heating

- + Truma Combi 6 warm air storage heating system
- + Double floor basement with underfloor heating effect

c-compactline



c-compactline | 143 LE with Malaga world of living



Living area features

- + “Smartline” furniture design – perfectly adapted to the narrow vehicle width – with overhead storage cabinets in vertical waveform for maximum living comfort, elegance and more freedom of movement
- + epic bicolor world of style with furniture surfaces with a modern bicolor look
- + Luxury living room table, can be moved in 2 directions and rotated by 360° using a foot pedal
- + Indirect ambient lighting and many spotlights with LED lighting technology
- + Drop down bed above driver’s cabin, sleeping area 160 x 180 cm



▲ Model I 141 LE

L-shaped lounge seating group with pull-out side seat

- + 22" TV pull-out system in TV cabinet above seating group
- + Easy access drop down bed above side seat



▲ TFT pull-out system in overhead storage cabinet above the seating group



▲ Model I 138 DB, I 143 LE

Large L-shaped lounge seating group with side seat bench

- + 22" TV pull-out system in TV cabinet above seating group
- + Easy access drop down bed above side seat bench



▲ TFT pull-out system in overhead storage cabinet above the seating group



▲ Models I 144 LE, I 144 QB

Large L-shaped lounge seating group with side seat bench

- + 24" TV pull-out system in the entrance area combination cabinet
- + Easy access drop down bed above side seat bench
- + Shoe compartment in entrance area



▲ TV flat screen with wall bracket in entrance area



▲ c-compactline I 143 LE with Malaga world of living



▲ Large L-shaped lounge seating group with side seat bench with Venezia world of living (I 143 LE)



▲ c-compactline I 141 LE without drop down bed, but with all-round overhead storage cabinets (optional), with Barcelona world of living

Kitchen highlights

- + 145-l Slimtower fridge incl. 15 l freezer compartment at hand height
- + Kitchen area with six large drawers and integrated waste bin
- + Divided drawers for convenient access
- + Sink cover embedded flush in the surface, can be used as additional work surface/chopping board
- + Optional: pull-out system for capsule coffee maker in the overhead storage cabinet in vertical waveform



▲ Models I 138 DB, I 141 LE, I 143 LE

Space-saving galley kitchen

- + Short vehicle length
- + “Professional Gourmet” 3-ring hob with glass cover for additional surface space, and stainless steel top



▲ Models I 144 LE, I 144 QB

Corner kitchen

- + Large work surface
- + 145 l Slimtower fridge in multi-purpose cabinet opposite
- + “Professional gourmet” 3-ring hob with divided glass cover, robust cast iron grate and easy-clean glass top



▲ Hob with divided glass cover for additional surface space (depending on model)



▲ Sink cover is a practical surface at the same time and an additional work surface with cutting board function.



▲ Space-saving galley kitchen with 145 | Slimtower fridge at hand-height
(I 138 DB, I 141 LE, I 143 LE)



▲ Pull-out system for capsule coffee maker in the overhead storage cabinet in vertical waveform



▲ Six large drawers provide ample room for kitchen utensils



▲ Large corner kitchen with ample work surface
(I 144 LE, I 144 QB)

Bathroom and changing area highlights

- + Different shower room concepts with practical convenience in as small a space as possible
- + Solid washroom door with interior hinges, metal handle and door lock

- + Shower room can be separated from the washroom whilst showering
- + Mini-Heki skylight in washroom



▲ Model I 141 LE

Vario swivel bath with separable changing room

- + Interior swivel wall and sliding shower door – a large shower room is created with just two manual operations
- + Separation from living area by the shower room door, creating a changing room
- + Large mirror with backlighting, additional cabinet element with shelf and storage space arrangement



▲ Spacious shower room



▲ Model I 138 DB, I 143 LE

Combined washroom

- + Large, shower room and toilet that can be separated via a sliding door
- + Large mirror storage cabinet with shelves
- + Spacious wash stand base unit
- + Changing area separable via washroom door (I 143 LE only)



▲ Round shower



▲ Models I 144 LE, I 144 QB

Compact luxury washroom with changing room

- + Large washroom/toilet room
- + Shower opposite
- + Shower insert with same design as living area floor, removable for showering
- + Large mirror storage cabinet with shelves
- + Changing area can be separated from living room via sliding door



▲ Luxury washroom with changing room
(I 144 LE)



▲ Luxury toilet area with shower opposite
and room-partitioning sliding door
(I 144 QB)



▲ Washroom with ample freedom of movement,
plenty of storage space and storage areas
(I 144 LE, I 144 QB)



▲ Vario swivel bath: Washroom, toilet room or shower room thanks to swivelling washbasin wall mirror (I 141 LE)



▲ Vario swivel bath with changing room (I 141 LE)



▲ Combined washroom: Washroom / toilet area with separate round shower (I 138 DB, I 143 LE)



▲ Combined washroom with changing room (I 143 LE)

Sleeping area features

- + Largest sleeping areas in the class
- + Two-part heated and ventilated slatted frame with flexibly supported wooden slats
- + Quality 7-zone cold foam mattress with breathable climate quilting
- + Wardrobes with extra-large interior height due to lowering into the double floor basement
- + Optional: World of Sleeping and decoration set with made-to-measure elasticated covers



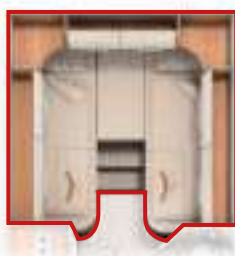
▲ Model I 138 DB

Rear transverse bed

- + Large sleeping area
- + Bed access via large entry steps
- + Large wardrobe beneath the bed, wardrobe depth individually adjustable in direction of rear garage.



▲ Large wardrobe beneath the bed provides a great deal of space



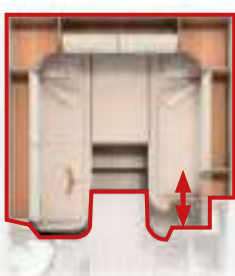
▲ Model I 141 LE, I 143 LE

Lengthways single beds

- + Large sleeping areas up to 200 cm in length with adjustable head sections
- + Sleeping area extension between the beds with an additional mattress
- + Wardrobes beneath the lengthways single beds – easily accessible from the front and above due to the lift function – additional interior height due to lowering into the double floor



▲ Easy access to wardrobes from the front and above thanks to the lift function



▲ Model I 144 LE

Patent pending lengthways single bed variant

- + Extending sleeping area at passengers side – registered for patent: 200 cm sleeping area in sleeping mode, creates a spacious shower room when pushed back
- + Self-supporting head section at passenger side
- + Sleeping area extension between the beds with an additional mattress
- + Wardrobes beneath the lengthways single beds – easily accessible from the front and above due to the lift function – additional interior height due to lowering into the double floor



▲ Easy access to wardrobes from the front and above thanks to the lift function



▲ Model I 144 QB

Pull-out queen-size bed

- + Sleeping area can be moved by 30 cm for comfortable living and sleeping conditions with a short vehicle length. Living condition: easy access to wardrobes. Sleeping mode: long sleeping length of 195 cm
- + Adjustable head section
- + Wardrobes on each side of the queen-size bed
- + Large pull out drawers at front of queen-size bed



▲ Large pull out drawers at front of queen-size bed



▲ Registered for patent approval: Single bed can be moved by 30 cm for comfortable living and sleeping conditions within a short vehicle length (I 144 LE)



▲ Lengthways single beds with large sleeping area and wardrobes with lift function beneath the beds (I 141 LE, I 143 LE)



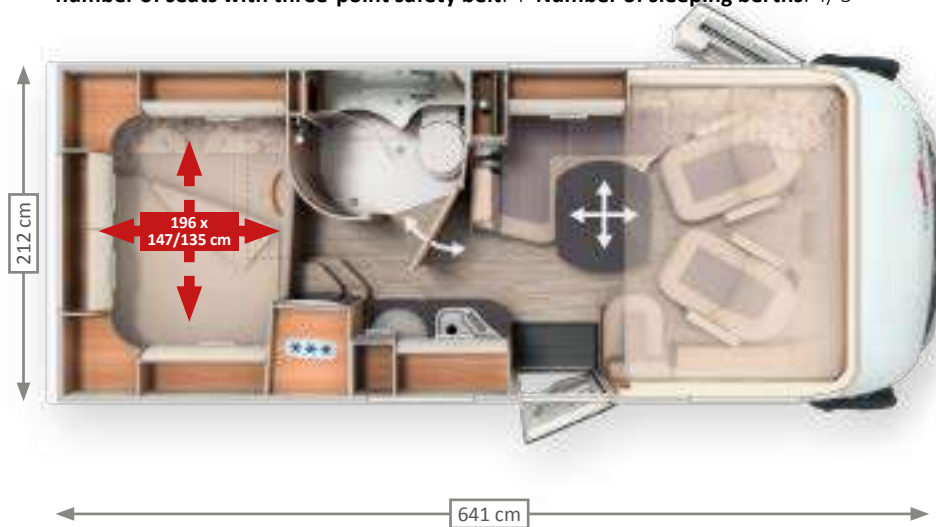
▲ Large transverse rear bed (I 138 DB)



▲ Registered for patent approval: Sleeping area can be moved by 30 cm for comfortable living and sleeping conditions within a short vehicle length (I 144 QB)

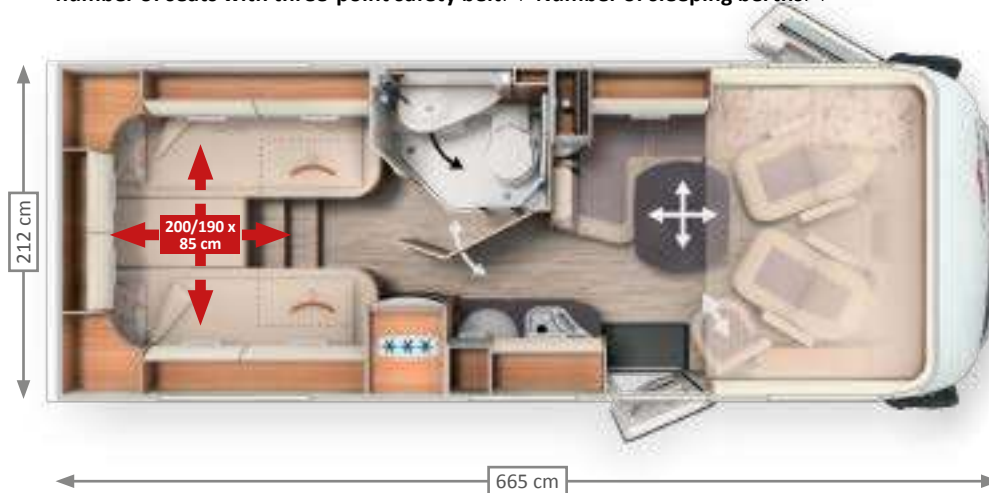
c-compactline I 138 DB

number of seats with three-point safety belt: 4 Number of sleeping berths: 4/5*



c-compactline I 141 LE

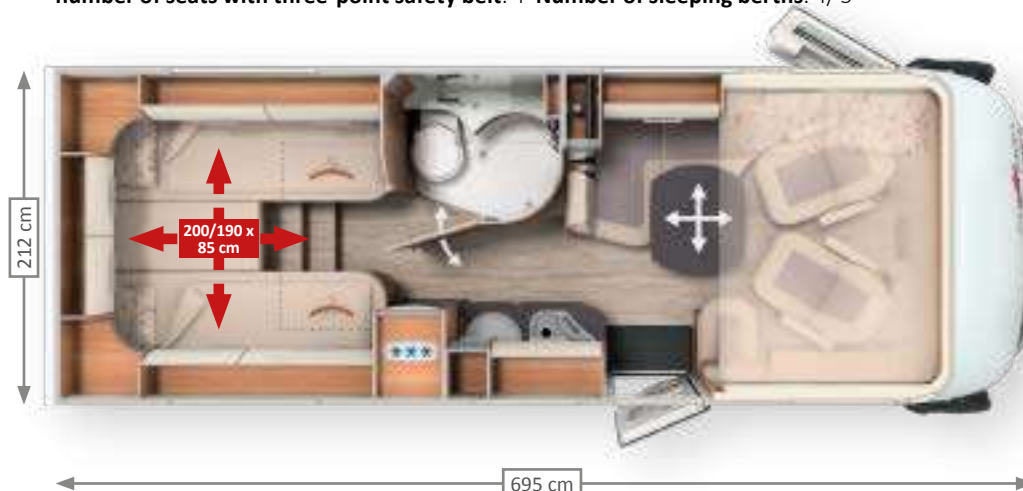
number of seats with three-point safety belt: 4 Number of sleeping berths: 4



Unique washroom solution with changing room

c-compactline I 143 LE

number of seats with three-point safety belt: 4 Number of sleeping berths: 4/5*



* Optional

MODEL HIGHLIGHTS

- + Short vehicle length specifically for the 3.5 t weight class, with L-shaped lounge seating group and side seat bench, large transverse rear bed
- + Compact galley kitchen
- + Combined washroom with round shower
- + Wardrobe underneath the rear bed, depth individually changeable in the direction of the garage



Chassis: Fiat Ducato AL-KO low frame 35 light

Ready-to-drive weight from: 2,825 kg

Additional loads up to: 1,385 kg



- + Innovative floor plan, specifically for the 3.5t weight class: L-shaped lounge seating group with side seat, lengthways single bed, but still a short vehicle length
- + Compact galley kitchen
- + Vario washroom: maximum comfort in a small space
- + Washroom door with room dividing function from living area, therefore separate changing room
- + Wardrobes beneath lengthways single beds: extra-large interior height due to lowering into the double floor



Chassis: Fiat Ducato AL-KO low frame 35 light

Ready-to-drive weight from: 2,885 kg

Additional loads up to: 1,325 kg



- + All-rounder: lots of comfort, short vehicle length, lighter weight
- + L-shaped lounge seating group with side seat bench
- + Compact galley kitchen
- + Combined washroom with round shower
- + Washroom door with room dividing function from the living area
- + Wardrobes beneath lengthways single beds: extra-large interior height due to lowering into the double-floor



Chassis: Fiat Ducato AL-KO low frame 35 light

Ready-to-drive weight from: 2,935 kg

Additional loads up to: 1,275 kg



c-compactline I 144 LE

number of seats with three-point safety belt: 4 Number of sleeping berths: 4/5*



Unique floor plan!
Carthago patent
pending: Leading
by means of inno-
vation.

c-compactline I 144 QB

number of seats with three-point safety belt: 4 Number of sleeping berths: 4/5*



* Optional

MODEL HIGHLIGHTS

- + Unique: L-shaped lounge seating group, side seat bench, corner kitchen, luxury wash room and lengthways beds up to 200 cm long with a vehicle length of just under 7 m
- + Corner kitchen with large work surface
- + Living room partitioning by means of sliding door
- + Comfortable luxury washroom with separate shower
- + Lengthways single bed at passengers side, movable by 30 cm: 200 cm sleeping length in sleeping mode / spacious shower room in living mode
- + Wardrobes beneath lengthways single beds: extra-large interior height due to lowering into the double-floor



Chassis: Fiat Ducato AL-KO low frame 35 light

Ready-to-drive weight from: 2,965 kg

Additional loads up to: 1,245 kg



- + Unique: L-shaped lounge seating group, side seat bench, corner kitchen, luxury washroom and 195 cm queen-size bed with a vehicle length of just under 7 m
- + Corner kitchen with large work surface
- + Living area separated off by solid sliding door, therefore separate changing room
- + Comfortable luxury washroom with separate shower
- + Queen-size bed can be moved by 30 cm: 195 cm sleeping length in sleeping mode / spacious access to the wardrobes in living mode
- + Two wardrobes at side of queen-size bed
- + Large pull out drawers at front of queen-size bed



Chassis: Fiat Ducato AL-KO low frame 35 light

Ready-to-drive weight from: 2,965 kg

Additional loads up to: 1,245 kg



Exterior

Standard White

Main cabin, front of vehicle, A-pillar, front, side and rear skirting and wheel arches in white



Interior

Standard “epic bicolor” world of style

Furniture surfaces with modern bicolor look made from bright ash tree and high-gloss ivory fronts with chrome applications



- ▲ Living room floor PVC floor covering: “Fineline” parquet in caramel
Optional removable carpet

Carthago lightweight construction technology


Down with the weight, up with the quality – specially for the 3.5 t weight class

Extremely stable and super light: Carthago is the pioneer for intelligent lightweight construction throughout the industry. Intelligent means: Carthago reduces the weight, but not the customary comfort or quality. The Carthago c-compactlines are the lightest models in their class. With maximum stability, quality, maximum comfort and a comprehensive range of equipment.

The consistent lightweight construction technology has many advantages: more payload and less fuel consumption and emissions at the same time. For the first time, Carthago succeeded in developing a premium motorhome in the 3.5 t weight class in a practicable way, and it has been the benchmark in the premium class since then.

Your added value with Carthago

- + **More payload** also in the 3.5 t weight class
- + **Lower fuel consumption**
- + **Fewer restrictions** because of road traffic regulations
- + **Fewer toll charges**



- ▲ The Carthago main body construction technology is highly stable and light. The combination of aluminium on the outside and the inside and the RTM hard foam insulating core which are typical of the brand allows Carthago to dispense with weight-intensive wall reinforcements.



Lightweight premium class
Carthago lightweight construction technology, specially for the 3.5 t weight class



- ▲ Carthago weight-optimised furniture design: thanks to the piping technology, the curved and rounded moulded furniture parts have high stability and less weight at the same time



- ▲ Together with the self-supporting main body and the special AL-KO low frame, the Carthago double floor contributes to providing maximum stability and torsional rigidity



Usable height
up to 55.5 cm

Double floor basement with massive storage compartment

EASY ENTRY – convenient loading from the outside, easy removal from the inside



DRIVER'S SIDE

▲ Gas bottle compartment



Rear garage
up to
350 kg
can be loaded

▲ Scooter garage with considerable interior height thanks to deep lowering, accessible at both sides via a large door at the passenger side and a second door at the driver's side

Load from the outside

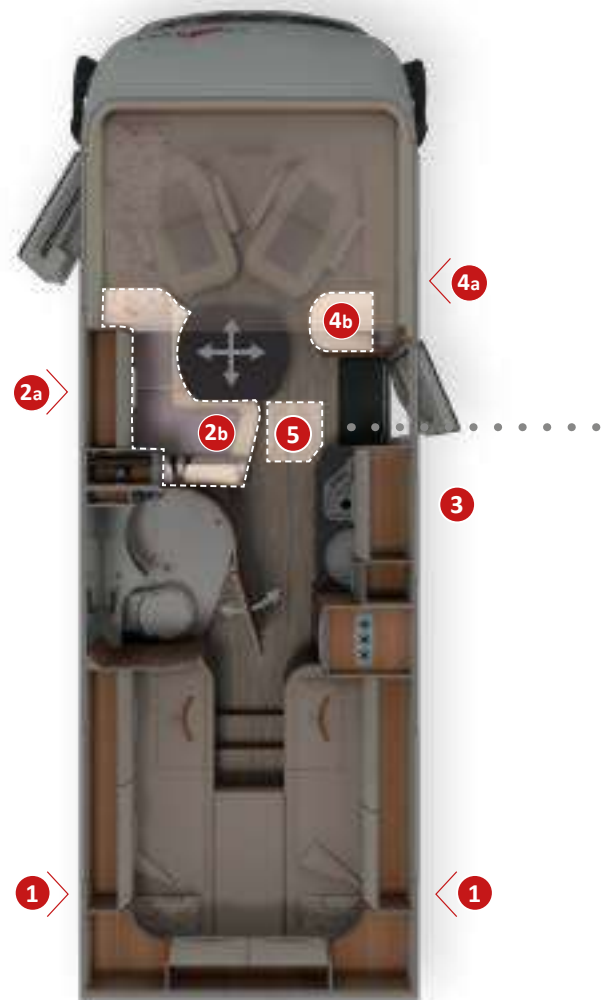


▲ Convenient loading of the double floor storage compartment via a large external hatch (at the driver's side)

Unload from the inside



▲ Easy removal of storage compartment contents from the inside via the fold-up seat bench cover of the L-shaped lounge seating group



- + **Double floor basement** with massive, heated storage compartment, usable height up to 55.5 cm
- + **Exterior access** via several large hatches
- + Convenient **access from the inside** via the seat bench cover of the L-shaped lounge seating group and the fold-up side seat bench, and also the large living area floor hatch (depending on the model)
- + **Large, central through-loading space** (interior height 22 cm), with extra-low basement storage compartment (usable height 46 cm), convenient loading through the entrance door via a large, adjustable living area floor hatch
- + The entire double-floor basement is heated with a **climate storage function** and underfloor heating effect



PASSENGER SIDE



- ▲ Large, additional double floor storage compartment with separate exterior hatch (at the passenger side)



- ▲ Convenient loading of the double floor storage compartment via another external hatch

Exterior loading



- ▲ Massive floor hatch in entrance area: convenient loading from the outside when main cabin door is open.



- ▲ Convenient removal of contents via fold-up side seat bench (depending on model)

Unload from the inside



On-board technology

Electrical technology, water supply, hot air storage heating technology



Hot air storage -
heating system Truma Combi 6



Double-floor basement
heated with a climate storage function
and underfloor heating effect



Capacity
150 l fresh water tank
140 l waste water tank
1 x 80 Ah gel battery
(can be increased to 2 x 80 Ah)



▲ **Additional heating of the driver's cab area** from the heated dashboard surface, therefore less cold radiation into the driver's cabin / living area through the windscreen




▲ **Truma Combi 6 warm air storage heating system** with numerous warm air outlets in the entire double floor basement, the living area, the rear garage, the driver's cabin and the cold-sensitive door entrances

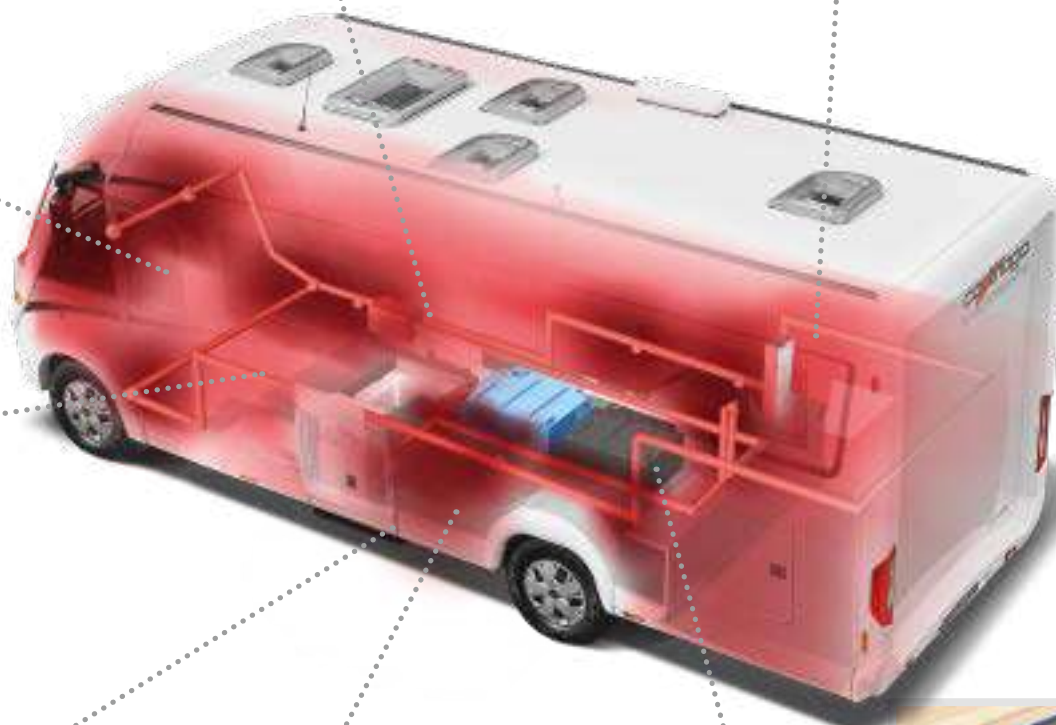


▲ **"easy change" gas bottle compartment** for convenient bottle changing, both bottles individually accessible (not I 138 DB, I 141 LE, I 143 LE).

- ▼ **Heated battery centre** with main battery switch;
Standard: 1 x 80 Ah gel battery, can be increased to 2 x 80 Ah,
optional 90 Ah lithium ion battery including battery computer



- ▼ **Electrics centre easily accessible** in rear garage



- ▲ **Gas bottle compartment in rear area** with convenient access via
separate gas compartment door. Optional: Gas bottle pull-out
(I 138 DB, I 141 LE, I 143 LE)



- ▲ **Central water drain** and water tanks in the frost-protected
double floor basement; can also be operated from the
outside through the main cabin door.



AL-KO low frame special light



- ▲ Low weight, driving comfort comparable to a passenger car

Bus mirror "best view"



- ▲ With large main and wide-angle mirror

Aguti pilot drivers cab seats



- ▲ With outstanding sitting comfort, two armrests, multiple adjustment

Garage access from both sides



- ▲ Convenient access: large door at passenger side, second door at driver's side

Main cabin door "premium one"



- ▲ With door limiter and door window

Driver cabin door



- ▲ With safety double locking system, electric window lifter and low door entrance

Side seat bench



- ▲ As a comfortable footrest in the TV position or also as a climbing aid into the drop down bed.

Kitchen work surface



- ▲ Scratch-resistant surface in "shale" décor, lit from underneath with LED light strip

Worktop extension



- ▲ Use of the sink cover via the wall holder with cutting board function

"Professional Gourmet" 3-ring hob



- ▲ With divided glass cover for additional surface space (depending on model)

Capsule coffee machine pull-out



- ▲ In overhead storage cabinet in shape of a vertical waveform (capsule coffee maker optional)

Living area table with multiple adjusting facilities



- ▲ 360° luxury living room table, rotatable using a foot pedal and movable in two directions

c-tourer

Lightweight

The All-Rounder

– also with practicable models for the 3.5 t weight class

Sporty, distinct and cosy: with their “Carthago v-face” front design, main cabin width of 2.27 m, maximum living comfort and light weight, the c-tourer compact models also provide sufficient payload in the 3.5 t weight class.



3.5 t



Weight class

- + Big selection: compact models ideal for the 3.5 t weight class and comfort-conscious models with a gross weight of up to 4.25 t
- + Carthago lightweight construction technology – outstanding payload, also in the 3.5 t weight class

4.25 t



FIAT

AL-KO

Chassis

- + Fiat Ducato with AL-KO low frame 35 light/40 heavy, wide wheelbase rear axle, 198 cm
- + Safety package as standard: Airbag, ESP, ABS, hill holder, traction control
- + Carthago driver's cab vision concept



Living comfort

- + “Smartline plus” furniture design, choice of two worlds of style
- + Single level living area floor
- + L-shaped lounge seating group with side seat bench
- + Kitchen with six large drawers, professional gourmet hob and round sink
- + Washroom solutions: maximum comfort and separate changing area
- + Rear beds with the biggest sleeping dimensions in the class



Storage space

- + Double floor basement with massive, heated storage compartment, usable height up to 55.5 cm*
- + Exterior access via several large hatches, convenient access from the inside via the seat bench cover of the L-shaped lounge seating group and via the fold-up side seat bench
- + Large, central through-loading space (interior height 22 cm) with extra-low basement storage compartment (usable height 46 cm) with large living area floor hatch
- + Scooter garage: Interior height up to 120 cm*, load capacity up to 350 kg



Self-sufficiency / technology

- + 150 l fresh water, 140 l waste water
- + 1 x 80 Ah gel batteries (can be increased to 2 x 80 AH)



Air conditioning/heating

- + Truma Combi 6 warm air storage heating system, optional: Alde warm water central heating*
- + Double floor basement with underfloor heating effect

* depending on model

The image shows the interior of a motorhome, specifically the living area. The walls and ceiling are finished with light-colored wood paneling. On the left, a large flat-screen TV is mounted on the wall. Below it, there is a leather-upholstered sofa with grey fabric inserts. A red handbag is placed on the sofa. To the right of the sofa is a white high-back chair. In the background, a tall, narrow wooden cabinet or wardrobe is visible. To the right, a round table with a white top and wooden base holds two mugs. The floor is covered with light-colored wood-look laminate. The overall atmosphere is warm and modern.

c-tourer

c-tourer I 148 LE in epic bicolor world of style and Barcelona world of living



Living area features

- + Standard: epic bicolor World of Style with furniture surfaces with a modern bicolor look, optional: Casablanca World of Style
- + Luxury living room table with chrome beading, can be rotated by 360° and moved using a foot pedal

- + Indirect ambient lighting and many spotlights with LED lighting technology
- + Biggest drop down bed in its class above driver's cabin, sleeping area 160 x 195 cm



▲ Model I 141 LE

L-shaped lounge seating group with pull-out side seat

- + 22" TV pull-out system in TV cabinet above seating group
- + Shoe cabinet with storage system in the base of the seat bench
- + Easy access drop down bed above side seat



▲ TFT pull-out system above the seating group



▲ Model I 143 LE

Large L-shaped lounge seating group with side seat bench

- + 22" TV pull-out system in TV cabinet above seating group
- + Shoe cabinet with storage system in the base of the seat bench
- + Easy access drop down bed above side seat bench



▲ TFT pull-out system above the seating group



▲ Models I 144 LE, I 144 QB

L-shaped lounge seating group with side seat bench

- + 24" TV wall bracket in entrance area combination cabinet
- + Shoe compartment in entrance area
- + Easy access drop down bed above side seat bench



▲ TV holder in entrance area



▲ Model I 142 DB, I 148 LE, I 149 LE, I 150 QB

Large L-shaped seating group with long side seat bench, optional 5th belted seat

- + 32" TV pull-out system behind side seat bench backrest
- + Shoe cabinet with storage system in the base of the seat bench
- + Easy access drop down bed above side seat bench



▲ "quick-up" TV pull-out system behind side seat bench backrest



▲ c-tourer I 149 LE in Casablanca World of Style and Malaga World of Living



▲ c-tourer I 149 LE in Casablanca World of Style and Malaga World of Living




▲ L-shaped lounge seating group with long side seat bench (I 142 DB, I 148 LE, I 149 LE, I 150 QB)



▲ Practical shoe cabinet with storage system beneath lounge seating group in entrance area (I 141 LE, I 142 DB, I 143 LE, I 148 LE, I 149 LE, I 150 QB)

Kitchen highlights

- + “Professional gourmet” 3-ring hob with divided glass cover, robust cast iron grate and easy-clean glass surface
- + Kitchen area with six large drawers and integrated waste bin
- + Sink cover embedded flush in the surface, can be used as additional work surface/chopping board
- + Designer overhead storage compartment in vertical waveform
- + Optional: Pull-out system for capsule coffee maker in overhead storage cabinet



▲ Model I 141 LE, I 143 LE

Space-saving galley kitchen

- + Short vehicle length
- + 145-l Slimtower fridge incl. 15 l freezer compartment at hand height



▲ Coffee capsule machine in overhead storage compartment above kitchen



▲ Model I 142 DB, I 148 LE

Corner kitchen

- + Large work surface
- + 160-l fridge opposite incl. 30-l freezer compartment at hand height
- + Spice rack on kitchen wall



▲ Practical spice rack



▲ Models I 144 LE, I 144 QB

Corner kitchen

- + Large work surface
- + 145-l Slimtower fridge opposite incl. 15 l freezer compartment at hand height



▲ Large 145-l Slimtower fridge at hand height



▲ Models I 149 LE, I 150 QB

Luxury corner kitchen

- + Curved, extra large work surface, extended into round washroom wall
- + 160-l fridge opposite incl. 30-l freezer compartment at hand height



▲ Securely stored: practical bottle holders



▲ Luxury corner kitchen in Casablanca World of Style (I 149 LE, I 150 QB)



▲ Compact galley kitchen in epic bicolor world of style (I 141 LE, I 143 LE)



▲ Massive storage compartment in the six large drawers



▲ Corner kitchen with spice rack in epic bicolor world of style (I 142 DB, I 148 LE)




▲ Use of the sink cover via the wall holder with cutting board function

Bathroom and changing area highlights

- + Solid washroom door with interior hinges, metal handle and door lock
- + Shower room can be completely separated from the washroom whilst showering

- + Spacious wash stand base unit
- + Numerous shelves
- + Mini-Heki skylight in washroom



▲ Model I 141 LE

Vario swivel bath with separable changing room

- + Interior swivel wall and sliding shower door – a large shower room is created with just two manual operations
- + Separation from living area by the shower room door, creating a changing room
- + Large mirror with backlighting, additional cabinet element with shelf arrangement and storage spaces



▲ Spacious shower room



▲ Model I 143 LE

Combined washroom

- + Large, round shower that can be separated via a sliding door
- + Large mirror storage cabinet with shelves



▲ Round shower




▲ Model I 142 DB, I 148 LE

Combination washroom with changing area

- + Separate round shower
- + Large mirror storage cabinet with shelves
- + Separation from living area as changing room via the room dividing function of the washroom door,
- + Additional separation from the sleeping area via the sliding door (I 148 LE)
- + Changing area with room-high wardrobe



▲ Changing area with room partitioning



▲ Models I 144 LE, I 144 QB
Compact luxury washroom

Compact and Luxury washroom with changing room

- + Spacious washroom / toilet with shower opposite
- + Waterproof shower insert with same design as living area floor, removable for cleaning purposes (I 149 LE)
- + Separation from living area as changing area via the room dividing function of the washroom door or sliding door
- + I 149 LE: comfort luxury washroom with additional separation of sleeping area by sliding door
- + I 150 QB: comfort luxury washroom with additional separation of sleeping area by pull-out room partitioning and TV wall



▲ Models I 149 LE, I 150 QB
Comfort luxury washroom



▲ Luxury washroom with changing area (I 149 LE, I 150 QB)



▲ Combined washroom: wash/toilet area with separate round shower (I 142 DB, I 148 LE)



▲ Washroom with washbasin and toilet (I 144 LE, I 144 QB)



▲ Vario swivel shower with interior swivel wall and shower door, washroom door with room dividing function from the living area (I 141 LE)

Sleeping area features

- + Largest sleeping areas in the class
- + Two-part heated and ventilated slatted frame with flexibly supported wooden slats
- + Quality 7-zone cold foam mattress with breathable climate quilting

- + Wardrobes with extra-large interior height due to lowering into the double floor basement
- + Optional: World of Sleeping and decoration set with made-to-measure elasticated covers




Rear transverse bed

- + Large sleeping area
- + Bed access via large entry steps
- + Large wardrobe beneath bed
- + Room-high wardrobe

▲ Model I 142 DB



▲ Wardrobe beneath transverse rear bed



Lengthways single beds

- + Large sleeping areas with self-supporting head sections (passenger side only in I 144 LE)
- + Sleeping area can be moved by 30 cm for 200 cm sleeping length, spacious luxury washroom and short vehicle length (I 144 LE)
- + Sleeping area extension between the beds with additional mattress, access via pull-out access steps (without ladder, not model 144 LE)
- + Wardrobes beneath the lengthways single beds, conveniently accessible from front and above via the lift function

▲ Model I 141 LE, I 143 LE, I 148 LE, I 149 LE



Registered for patent approval!
Leading by means of innovation

▲ Model I 144 LE with bed at driver's side which is movable up to 30 cm



Queen-size bed

- + Sleeping area can be moved by 30 cm for comfortable living and sleeping conditions with a short vehicle length. Living condition: easy access to wardrobes. Sleeping position: Sleeping length 195 cm (I 144 QB)
- + Adjustable head section
- + Wardrobes on each side of the queen-size bed
- + Large pull-out at front of queen-size bed
- + Model I 150 QB with fold-up mattress at passenger side for extra-wide access

▲ Model I 144 QB



▲ Model I 150 QB



▲ Optional: TV cabinet with lengthways single bed models (except I 144 LE)



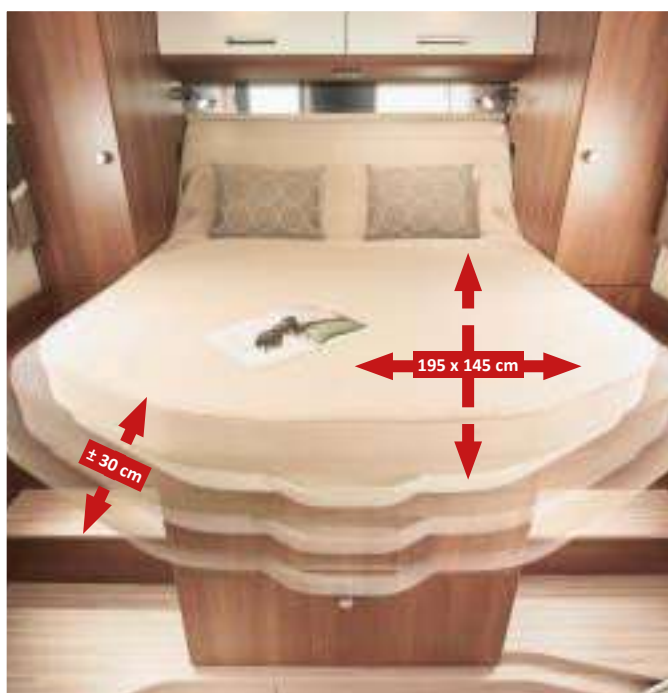
▲ Large rear transverse bed with all-round overhead storage cabinets (I 142 DB)



▲ Wardrobes beneath the lengthways single beds, conveniently accessible from front and above via the lift function (I 143 LE, I 148 LE, I 149 LE)



▲ Large lengthways single beds with adjustable head section, with pull-out access step (I 141 LE, I 143 LE, I 148 LE, I 149 LE)



▲ Pull-out queen-size bed (I 144 QB)

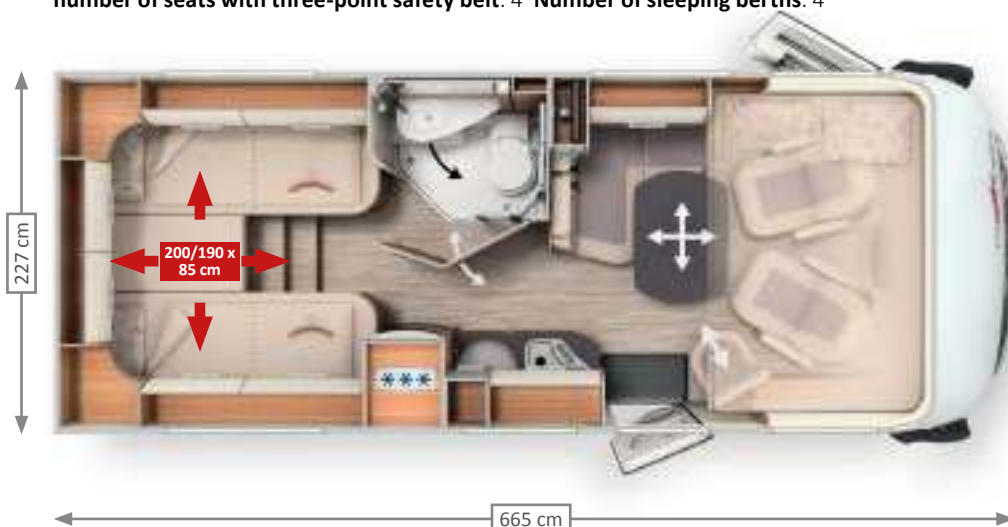


▲ Pull-out single bed (I 144 LE)

c-tourer I 141 LE

number of seats with three-point safety belt: 4 Number of sleeping berths: 4

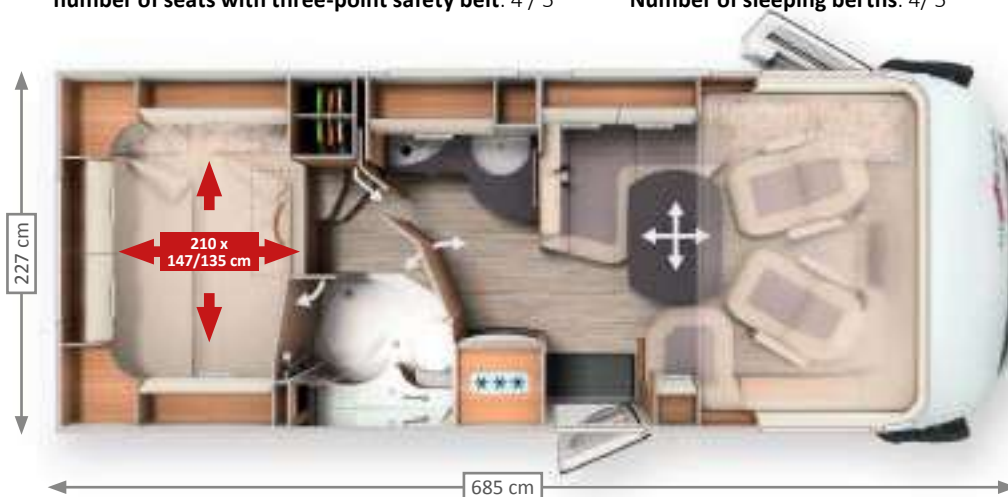
Unique washroom solution with changing room



c-tourer I 142 DB

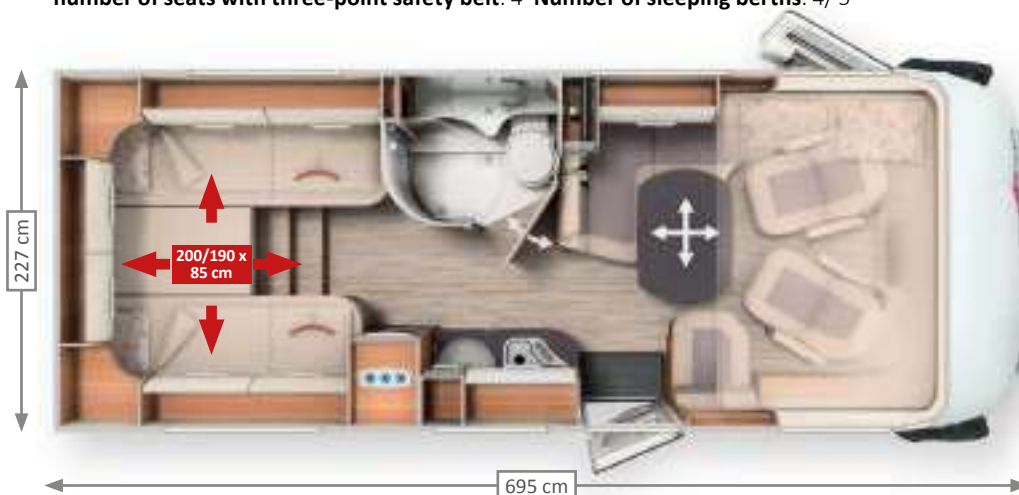
number of seats with three-point safety belt: 4 / 5*

Number of sleeping berths: 4/5*



c-tourer I 143 LE

number of seats with three-point safety belt: 4 Number of sleeping berths: 4/5*



*with options

MODEL HIGHLIGHTS

- + Innovative floor plan, targeted at the 3.5t weight class: L-shaped lounge seating group with side seat, lengthways single bed, but vehicle length is still short
- + Compact galley kitchen
- + Vario swivel bath: maximum comfort in a small space
- + Washroom door with room dividing function from living area, therefore separate changing room
- + Wardrobes beneath lengthways single beds with extra-large interior height due to lowering into the double floor
- + Optional: TV cabinet in bedroom with special TV pull-out system



Chassis: Fiat Ducato AL-KO low frame 35 light

Ready-to-drive weight from: 2,975 kg

Additional loads up to: 1,235 kg



- + Short vehicle length, specifically for the 3.5 t weight class: L-shaped lounge seating group with side seat bench, large transverse rear bed
- + Corner kitchen with large work surface
- + Combined washroom with round shower
- + Room-high wardrobe
- + Additional wardrobe underneath the rear bed



Chassis: Fiat Ducato AL-KO low frame 35 light

Ready-to-drive weight from: 3,005 kg

Additional loads up to: 1,205 kg



- + All-rounder: lots of comfort, short vehicle length, lighter weight
- + L-shaped lounge seating group with side seat bench
- + Compact galley kitchen
- + Combined washroom with round shower
- + Wardrobes beneath lengthways single beds with extra-large interior height due to lowering into the double floor
- + Pull-out access steps for the lengthways single beds
- + Optional: TV cabinet in bedroom with special TV pull-out system



Chassis: Fiat Ducato AL-KO low frame 35 light

Ready-to-drive weight from: 3,025 kg

Additional loads up to: 1,185 kg



*with options

c-tourer I 144 LE

number of seats with three-point safety belt: 4 Number of sleeping berths: 4/5*

Unique floor plan!
Carthago patent pending:
Leading by means of
innovation



c-tourer I 144 QB

number of seats with three-point safety belt: 4 Number of sleeping berths: 4/5*

**Optional patented
Pedelec scooter garage
with interior height
adjustment*:**
Leading by means of
innovation



c-tourer I 148 LE

number of seats with three-point safety belt: 4 / 5*

Number of sleeping berths: 4/5*



*with options

MODEL HIGHLIGHTS

- + Unique: L-shaped lounge seating group, side seat bench, corner kitchen, luxury washroom and lengthways single beds up to 200 cm long with a vehicle length of just under 7 m
- + Corner kitchen with large work surface
- + Living room partitioning by means of sliding door
- + Compact luxury washroom with separate shower
- + Lengthways single bed at passenger-side, movable by 30 cm: 200 cm sleeping length in sleeping mode / spacious shower room in living mode
- + Wardrobes beneath lengthways single beds with extra-large interior height due to lowering into the double floor



Chassis: Fiat Ducato AL-KO low frame 35 light
Ready-to-drive weight from: 3,055 kg
Additional loads up to: 1,155 kg



- + Unique: L-shaped lounge seating group, side seat bench, corner kitchen, luxury washroom and 195 cm queen-size bed with a vehicle length of just under 7 m
- + Corner kitchen with large work surface
- + Living room partitioning by means of sliding door
- + Compact luxury washroom with separate shower
- + Queen-size bed can be moved by 30 cm: 195 cm sleeping length in sleeping mode / spacious access to the wardrobes in living mode
- + Two wardrobes at side of queen-size bed
- + Large pull out drawers at front of queen-size bed



Chassis: Fiat Ducato AL-KO low frame 35 light
Ready-to-drive weight from: 3,055 kg
Additional loads up to: 1,155 kg



- + Comfort-oriented floor plan: large L-shaped lounge seating group, long side seat bench (optional 5th belted seat), corner kitchen, room-high wardrobe
- + Corner kitchen with large work surface
- + Combined washroom with round shower, washroom door with room dividing function
- + Changing area with sliding door to sleeping area
- + Room-high wardrobe, additional wardrobes with extra-large interior height beneath the lengthways single beds
- + Optional: TV cabinet in bedroom with special TV pull-out system



Chassis: Fiat Ducato AL-KO low frame 35 light
Ready-to-drive weight from: 3,085 kg
Additional loads up to: 1,125 kg



*with options

c-tourer I 149 LE

number of seats with three-point safety belt: 4 / 5*

Number of sleeping berths: 4 / 5*



c-tourer I 150 QB

number of seats with three-point safety belt: 4 / 5*

Number of sleeping berths: 4 / 5*



**Optional patented
Pedelec scooter garage
with interior height
extension*:**
Leading by means of
innovation

Optional: Patented Carthago Pedelec scooter garage

For queen size bed models - interior height expansion to 124 cm



*with options

MODEL HIGHLIGHTS

- + Comfort Plus floor plan
- + Large L-shaped seating group with wide side seat bench, (optional: 5th seat belt location)
- + Large corner kitchen with curved worktop
- + Comfort luxury washroom with changing room by means of sliding door in sleeping area and washroom door room dividing function
- + 200 cm lengthways single beds with pull-out access steps
- + Wardrobes beneath the lengthways single beds with large interior height
- + Optional: TV cabinet in bedroom with special TV pull-out system



Chassis: Fiat Ducato AL-KO low frame 35 light

Ready-to-drive weight from: 3,085 kg

Additional loads up to: 1,125 kg




- + Comfort Plus floor plan
- + Large L-shaped seating group with wide side seat bench, (optional: 5th seat belt location)
- + Large corner kitchen with curved worktop
- + Comfort luxury washroom with changing room by means of room partitioning
- + Pull-out room divider and TV wall for individual room partitioning between sleeping/changing area
- + Large queen-size bed, easy access to the bed
- + Two wardrobes at side of bed
- + Two large drawers at front of queen-size bed



Chassis: Fiat Ducato AL-KO low frame 35 light

Ready-to-drive weight from: 3,085 kg

Additional loads up to: 1,125 kg



Your added value with Carthago

- + Interior height extension of the Pedelec garage up to 124 cm in the queen-size bed models
- + Despite having a low bed access height, a bicycle up to 124 cm in height can be transported in the rear garage
- + Innovative solution with no additional weight and simple operation
- + Cover plate for floor recess, can therefore also be used with a level garage floor (see figure 1)

*with options

Exterior

Standard white

Main cabin, front of vehicle, A-pillar, front, side and rear skirting and wheel arches in white



Interior

Standard “epic bicolor” world of style

Furniture surfaces with modern bicolor look made from bright ash tree and high-gloss ivory fronts with chrome applications



▲ Living room floor PVC floor covering in Fineline parquet in caramel.
Optional: removable carpet.

Optional Casablanca world of Style

Furniture surfaces with modern bicolor look made from noble cherry and high-gloss ivory fronts with chrome applications



▲ Living room floor PVC floor covering in Fineline parquet in caramel.
Optional: removable carpet.

Carthago lightweight construction technology

Down with the weight, up with the quality - specially for the 3.5 t weight class

Extremely stable and light: Carthago is the pioneer for intelligent lightweight construction throughout the industry. Intelligent means: Carthago reduces the weight, but not the customary comfort or quality. The Carthago c-tourers are the lightest models in their class. With maximum stability, quality, maximum comfort and a comprehensive range of equipment.

The consistent lightweight construction technology has many advantages: more payload and less fuel consumption and emissions at the same time. For the first time, Carthago succeeded in developing a premium motorhome in the 3.5 t weight class in a practicable way, and it has been the benchmark in the premium class since then.

Your added value with Carthago

- + **More payload** also in the 3.5 t weight class
- + **Lower fuel consumption**
- + **Fewer restrictions** because of road traffic regulations
- + **Fewer toll charges**



- ▲ The Carthago main body construction technology is highly stable and light. The combination of aluminium on the outside and the inside and the RTM hard foam insulating core which are typical of the brand allows Carthago to dispense with weight-intensive wall reinforcements.



Lightweight premium class
Carthago lightweight construction technology, specially for the 3.5 t weight class



- ▲ Carthago weight-optimised furniture design: thanks to the piping technology, the curved and rounded moulded furniture parts have high stability and less weight at the same time



- ▲ Together with the self-supporting main body and the special AL-KO low frame, the Carthago double floor contributes to providing maximum stability and torsional rigidity



Usable height
up to 55.5 cm

Double floor basement with massive storage compartment

EASY ENTRY – convenient loading from the outside, easy removal from the inside



DRIVER'S SIDE

▲ Gas bottle compartment

Load from the outside



▲ Convenient loading of the double floor storage compartment via a large external hatch (at driver's side)

Unload from the inside



▲ Easy removal of storage compartment contents from the inside via the fold-up seat bench cover of the L-shaped lounge seating group

Other double floor basement
storage compartments

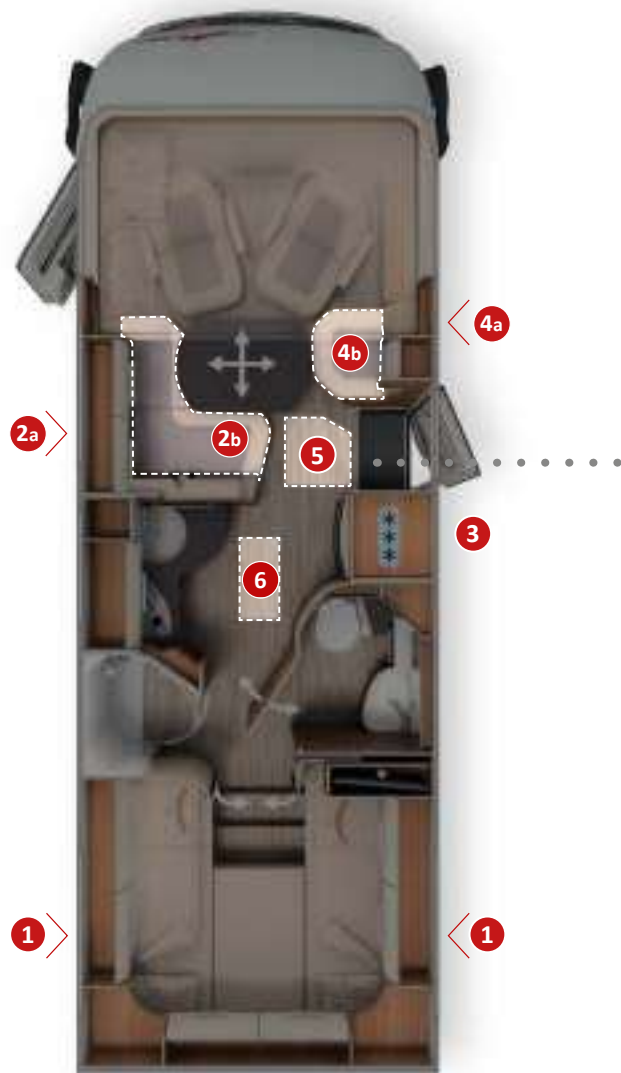


▲ Living area floor hatch with double floor storage box (42 cm usable depth) in heated double floor



Rear garage
can be loaded
up to
350 kg

▲ Scooter garage with considerable interior height thanks to deep lowering, accessible at both sides via a large door at the passenger side and a second door at the driver's side



- + **Double floor basement** with massive, heated storage compartment, usable height up to 55.5 cm
- + **Exterior access** via several large hatches
- + Convenient **interior access** via the L-shaped lounge seating group seat bench cover, the swing-up side seat bench and the large living area floor hatch
- + **Large, central through-loading space** (interior height 22 cm), with extra-low basement storage compartment (usable height 46 cm), convenient loading through the entrance door via a large, adjustable living area floor hatch
- + The entire double-floor basement is heated with a **climate storage function** and underfloor heating effect



PASSENGER SIDE



- ▲ Large, additional double floor storage compartment with separate exterior hatch (at the passenger side)



- ▲ Convenient loading of the double floor storage compartment via a large external hatch

Exterior loading



- ▲ Massive floor hatch in entrance area: easy to load from the outside when main cabin door is open



- ▲ Easy removal of contents via swing-up side seat bench

Unload from the inside



On-board technology

Electrical technology, water supply, hot air storage heating technology



Hot air storage –
heating system Truma Combi 6



**Optional: Alde warm water
central heating**
(model-dependent)



Double-floor basement
heated with a climate storage function
and underfloor heating effect



Capacity
150 l fresh water tank
140 l waste water tank
1 x 80 Ah gel battery
(can be increased to 2 x 80 Ah)



▲ **Additional heating of the driver's cabin area** from the heated dashboard surface, therefore less cold radiation into the driver's cabin / living area through the windscreen




▲ **Truma Combi 6 heat storage heating technology** with numerous warm air outlets in the entire double floor basement, the living area, the rear garage, the driver's cabin and the cold-sensitive door entrances



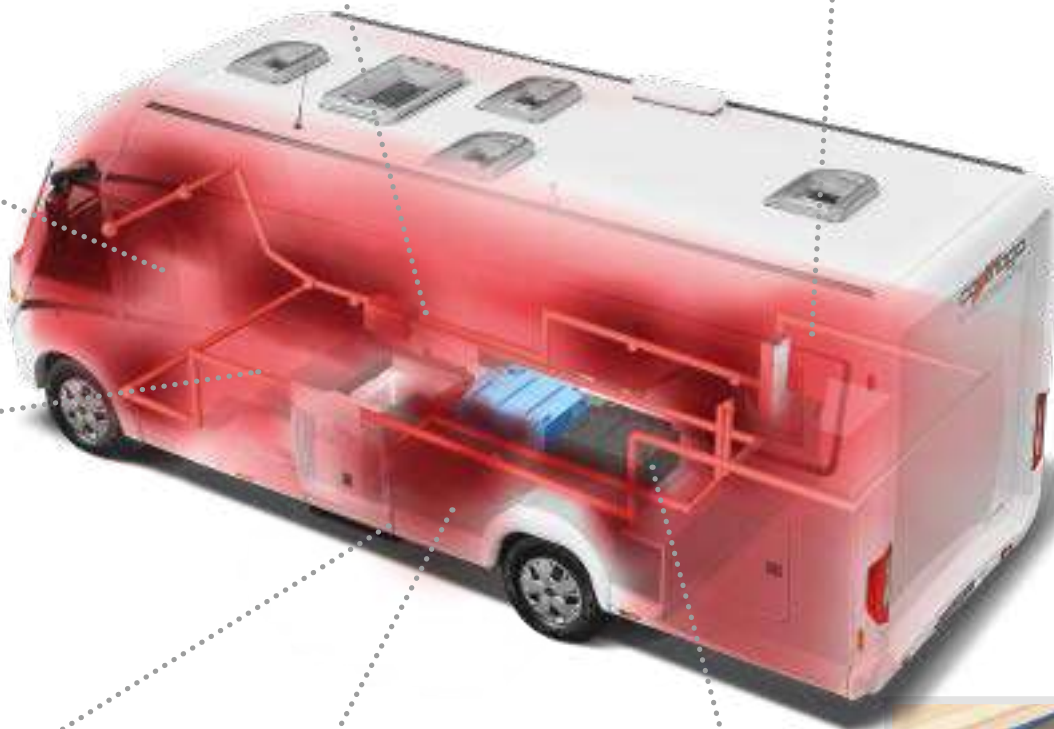
▲ **"easy change" gas bottle compartment**, extra low for convenient bottle changing, both bottles individually accessible (not I 141 LE, I 143 LE)

▼ **Battery centre heated with main battery switch**

Standard: 1 x 80 Ah gel battery, can be increased to 2 x 80 Ah, optional 90 Ah lithium ion battery including battery computer



▼ **Electrics centre easily accessible in rear garage**




▲ **Gas bottle compartment in rear area** with separate exterior door (I 141 LE, I 143 LE). Optional: Gas bottle pull-out



▲ **Central water drain** in the double floor basement – can also be operated from the outside through the main cabin door



AL-KO low frame special light



- ▲ Low weight, driving comfort comparable to a passenger car

Bus mirror "best view"



- ▲ With large main and wide-angle mirror

Aguti pilot drivers cab seats



- ▲ With outstanding sitting comfort, two armrests, multiple adjustment

Garage access from both sides



- ▲ Convenient access: large door at passenger side, second door at driver's side

Main cabin door



- ▲ With door limiter and door window

Driver cabin door



- ▲ With safety double locking system, electric window lifter and low door entrance

Dashboard with leather finish



- ▲ integrated reversing camera monitor and two drink bottle holders, practical sideboard passenger side

Kitchen work surface



- ▲ Scratch-resistant surface in "shale" décor, lit from underneath with LED light strip

Worktop extension



- ▲ Use of the sink cover via the wall holder with cutting board function

Professional gourmet hob



- ▲ With 3 hobs, glass top and divided glass cover (depending on model)

Spice rack



- ▲ Design element and practical detail for secure storage of spices in kitchen area (I 142 DB, I 148 LE)

Shoe cabinet



- ▲ Below lounge seating group in entrance area with storage system

chic c-line

The fascination of the Carthago Liner class:

Elegance, comfort and extravagance

(Fiat Ducato AL-KO)

Elegant, comfortable and extremely practical at the same time. These are the attributes with which the chic c-line defines the step-up to the Carthago liner premium class.



Weight class

- + Comfort-oriented floor plans up to a permissible gross vehicle weight of 4.5 t



AL-KO

Chassis

- + Fiat Ducato with AL-KO low frame 35 light/40 heavy, wide wheelbase rear axle, 198 cm
- + Safety package as standard: Airbag, ESP, ABS, hill holder, traction control
- + Carthago driver's cab vision concept



Living comfort

- + "Exclusiveline" furniture design, flowing stylistic elements, rounded, exclusive furniture surfaces, two worlds of style to choose from
- + L-shaped lounge seating group with side bench and rectangular living room table
- + Comfortable corner kitchen with coffee machine lift and slide-out storage cabinet
- + Washroom variants with outstanding comfort and separate changing room
- + Fixed beds with Carawinx sleeping system



Storage space

- + Double floor basement with huge, heated storage space, usable height up to 70 cm
- + Exterior access via several large hatches, convenient access from the interior via the seat bench cover of the L-shaped lounge seating group and the swing-up side seat bench
- + Large, central through-loading space (interior height 22 cm), with extra-low basement storage compartment (usable height 46 cm), conveniently loadable from the interior and the exterior via a large, self-supporting living area floor hatch
- + Scooter garage: Interior height up to 120 cm*, load capacity up to 350 kg



Self-sufficiency/technology

- + 170 l fresh water, 140 l waste water
- + 2 x 80 Ah gel batteries



Air conditioning/heating

- + Truma Combi 6 warm air storage heating system, optional Alde warm water heating
- + Double floor basement with underfloor heating effect



* depending on model

chic c-line



chic c-line I 4.9 LE in linea moderna world of style and leather Macchiato world of living



chic c-Line

superior



The most exclusive variant of the chic c-line with the sophisticated yacht style

As well as the many impressive chic c-line attributes, the chic c-line superior has some additional refinements. Its modern yacht style interior and exclusive equipment details turn it into a special variant of the chic c-line range.

chic c-line superior*****

- + Carthago full LED front headlights
- + Extended exterior decals with superior lettering
- + 16" alloy wheels in silver/black
- + Siena bicolor world of style: Furniture surfaces with bicolor look consisting of summer chestnut and high gloss ivory front panels
- + Kitchen work surfaces in solid, seamless Corian
- + Thetford C 260 toilet with ceramic insert

superior highlights

360°



▲ Siena bicolor world of style

chic c-line superior floor plan variants:



▲ chic c-line I 4.9 LE/4.9 LE L



▲ chic c-line I 5.0 QB/5.0 QB L



▲ Kitchen work surfaces in solid, seamless Corian



▲ Carthago full LED front headlights



chic c-line

chic c-Line XL



The XL version of the chic c-line with XXL comfort on the Fiat Ducato AL-KO twin axle



Weight class*

- + Extra comfort-conscious floor plans in liner format with a permissible gross weight of up to 5.0 t



Chassis

- + Fiat Ducato with AL-KO low frame 40 heavy with double axle, 198 cm wide wheel base rear axle
- + Safety package as standard: Airbag, ESP, ABS, hill holder, traction control
- + Carthago driver's cab vision concept



Living comfort

- + Large XL lounge seating group with long side sofa
- + XL washroom with separate toilet room, open washing area and large round shower, room partitioning from the sleeping and living areas via two solid wooden sliding doors



Air conditioning/heating

- + Alde warm water central heating
- + Double floor basement with underfloor heating effect

* Heavier weight variants possible before the printing deadline

XL highlights

360°



- + XL lounge seating group with long side sofa
- + XL washroom with separate toilet room and XL round shower



chic c-line

Living area features

- + Standard: linea classica world of style, optional: linea moderna world of style with furniture finishes with bicolor look
- + Rectangular living area table, can be rotated by 360° rotatable and moved in two directions
- + TV pull-out system behind side seat bench backrest
- + Modern lighting concept with numerous spotlights and indirect ambient lighting, dimmable
- + Shoe cabinet integrated in base of seat bench
- + Large drop-down bed above driver's cab 195 x 160 cm



Large L-shaped lounge seating group with long side seat bench

- + Optional 5th belted seat
- + Pull out system for 32" television behind side seat bench back rest
- + Comfortable access to drop-down bed via side seat bench

▲ Models I 4.2 DB, I 4.8 LE, I 4.9 LE, I 4.9 LE L, I 5.0 QB, I 5.0 QB L, I 5.0 QB Suite



▲ TV pull-out system behind side seat bench backrest



Opposing side sofas

- + Extra large aisle from driver's cab to living area
- + Pull-out system for 32" television behind side sofa backrest
- + Convenient access to drop-down bed via side sofa

▲ Model I 5.3 QB SL



▲ TV pull-out system behind side sofa backrest



XL lounge seating group with long side sofa

- + Optional 5th belted seat
- + Long side sofa at passenger side with storage space access
- + Pull-out system for 40" television behind side seat bench back rest

▲ Models I 5.9 XL LE, I 6.2 XL QB



▲ TV pull-out system behind side sofa backrest

360°



▲ chic c-line I 4.9 LE in linea classica world of style and part-leather ivory world of living



▲ Practical shoe cabinet beneath lounge seating group in entrance area with storage system, linea moderna world of style



▲ L-shaped lounge seating group with side seat bench optionally with shortened L-shaped leg for wider passage to driver's cab (not I 5.3 QB SL, XL models)




▲ I 4.9 LE with large L-shaped lounge seating group and rectangular living area table, linea moderna world of style, stone leather bicolor world of living

chic c-line

Kitchen features

- + Corner kitchen with a high standard of comfort
- + Slide-out storage cabinet with additional storage space
- + "Professional gourmet" 3-ring hob with divided glass cover, robust cast iron grate and easy-clean glass surface
- + Kitchen area with six large drawers, centre drawer with integrated waste bins

- + Coffee machine lift, can be lowered out of overhead storage compartment
- + 160-l fridge incl. 30-l freezer compartment at hand height in separate combination cabinet
- + Sink cover as additional work surface/cutting board




▲ Model I 4.2 DB, I 4.8 LE

Corner kitchen

- + Large work surface
- + Room-high slide-out storage cabinet
- + Bar cupboard with decorative glass door and interior lighting



▲ Coffee machine lift, can be lowered out of overhead storage compartment



▲ Models I 4.9 LE, I 4.9 LE L, I 5.0 QB, I 5.0 QB L, I 5.0 QB Suite, I 5.9 XL LE, I 6.2 XL QB

Luxury corner kitchen

- + Elegantly curved work surface, extended sideways as far as the round washroom wall
- + Slide-out storage cabinet integrated in round washroom wall
- + Separate bottle cabinet
- + Bar cupboard with decorative glass door and interior lighting



▲ Coffee machine lift, can be lowered out of overhead storage compartment



▲ Slide-out storage cabinet in round washroom wall integrated in linea moderna world of style (except I 4.2 DB, I 4.8 LE)



▲ Room height slide-out storage cabinet in linea classica world of style (I 4.2 DB, I 4.8 LE)



▲ Luxury corner kitchen with curved work surface in linea moderna world of style (I 4.9 LE, I 4.9 LE L, I 5.0 QB, I 5.0 QB L, I 5.0 QB Suite, I 5.9 XL LE, I 6.2 XL QB)



▲ Corner kitchen with professional gourmet cooker in linea classica world of style (I 4.2 DB, I 4.8 LE)



▲ Six large drawers with ample storage space

chic c-line I 5.3 QB SL – new feeling of spaciousness



Pull-out room divider and TV wall registered for patent approval. Leading by means of innovation

- + **Open living area and wide passage as far as the driver's cab thanks to the seating group with side sofa opposite, i.e. "face to face"**
- + Corner kitchen with work surface extension as far as the round washroom wall
- + Slide-out storage cabinet integrated in round washroom wall
- + Luxury washroom with separate shower
- + Changing area, washroom door with room dividing function to the living area
- + Room-high wardrobe
- + Pull-out room partitioning and TV wall for individual room partitioning between sleeping area/changing room with integrated TV (optional)
- + Large queen-size bed with easy access
- + Additional wardrobes at each side of queen-size bed, two large drawers at front of queen-size bed



▲ The corner kitchen with slide-out storage cabinet and fridge at hand height provides an ample amount of work surface and storage space (linea moderna world of style)



▲ “Face to face” lounge seating group with opposing side sofas (linea moderna world of style, part-leather ivory world of living)



▲ Extra-large living area aisle can be created thanks to the conveniently movable living area table (linea moderna world of style, part-leather Macchiato world of living)

Bathroom and changing area highlights

- + Solid washroom door with interior hinges, metal handle and door lock
- + Waterproof shower inlay, removable for cleaning (depending on the model)
- + Washroom with numerous storage areas
- + Spacious mirror and wash stand base unit



▲ Model I 4.2 DB, I 4.8 LE

Space saving combination washroom with changing room

- + Separate round shower
- + Washroom door with room dividing function from living area
- + Solid wood sliding door for separating changing room/living area (I 4.8 LE)
- + Room-high wardrobe



▲ Round shower can be separated from above



▲ Combined washroom with spacious washroom and separable round shower



▲ Models I 4.9 LE, I 4.9 LE L, I 5.0 QB, I 5.0 QB L, I 5.3 QB SL

Luxury washroom with changing room

- + Large washroom/toilet room
- + Shower opposite
- + Solid wood sliding door with room dividing function so that changing room can be separated from sleeping area and living area (models I 4.9 LE, I 4.9 LE L, I 5.0 QB)
- + Pull-out room partitioning and TV wall with room dividing function for changing room (models I 5.0 QB, I 5.3 QB SL)
- + Washroom/toilet room double function door for simultaneous separation of living area aisle and toilet room
- + L-models with room-high wardrobe


Pull-out room divider and TV wall registered for patent approval. Leading by means of innovation



▲ Large washroom/toilet room



▲ Double function door for washroom/toilet room for simultaneous partitioning of the living area aisle and the toilet room (I 4.9 LE, I 4.9 LE L, I 5.0 QB L), Siena bicolor World of Style



▲ Luxury washroom with changing room, room partitioning from sleeping area via pull-out room dividing and TV wall and from living area via washroom door (I 5.0 QB, I 5.3 QB SL)

XL washroom with changing room in XL models



- + XL washroom with separate toilet room, open washing area and spacious round shower
- + Room partitioning from the sleeping and living area via two solid wooden sliding doors
- + XL round shower with waterproof shower insert with same design as living area floor (easy to remove for cleaning), Mini-heki skylight incl. blackout blind
- + Separate toilet room with towel warmer, footwell extension and side window
- + Mini-Heki skylight in toilet room
- + Room-high wardrobe

▲ Models I 5.9 XL LE, I 6.2 XL QB



▲ Open washing area and spacious round shower with standing height of 198 cm in XL washroom



▲ Large changing room with room-high wardrobe



▲ Separate toilet room with towel warmer, side window and footwell expansion

Luxury washroom with changing room in model 5.0 QB suite



▲ Model I 5.0 QB Suite

- + Spacious shower
- + Shower insert can be removed for cleaning
- + Folding door for separation of the washroom/changing room in direction of living area
- + Fixed partition wall with side sliding doors for separating the sleeping area
- + Completely separable sleeping area with integrated TV (optional) in sleeping area partition wall



▲ Luxury washroom with shower opposite

chic c-line



▲ Washroom with fixed sleeping area partition wall and full-length mirror, with separate spacious shower opposite

Sleeping area features

- + Largest sleeping areas in the class
- + Quality 7-zone cold foam mattress with breathable climate quilting

- + Carawinx sleeping system – medically recommended, point-elastic under springing system



▲ Model I 4.2 DB

Rear transverse bed

- + Large sleeping area
- + Large steps for accessing the bed
- + Room-high wardrobe
- + Additional large wardrobe beneath bed



▲ Room-high wardrobe



▲ Models I 4.8 LE, I 4.9 LE, I 4.9 LE L, I 5.9 XL LE

Large lengthways single beds

- + Adjustable head sections
- + Wardrobes beneath the lengthways single beds, easily accessible from front and above via the lift function – lowered into the double floor for additional interior height
- + Sleeping area extension between the beds by means of additional mattress, access via pull-out access steps (no ladder)
- + Standard TV cabinet for lengthways single bed models, optional extra long TV pull-out system



▲ Wardrobes beneath lengthways single beds with lift function



▲ Models I 5.0 QB, I 5.0 QB L, I 5.3 QB SL, I 6.2 XL QB

Large queen-size bed

- + Unique: pull-out room partitioning and TV wall for separating off the washroom area incl. TV holder, for watching TV in two positions
- + Adjustable head section
- + Two wardrobes at each side of queen-size bed
- + Two large drawers at front of queen-size bed

Pull-out room divider and TV wall registered for patent approval. Leading by means of innovation




▲ Large drawers at front of queen-size bed



▲ Model I 5.0 QB Suite

Suite sleeping area

- + Sleeping area separated by fixed wall element with two side sliding doors, integrated TV cabinet at sleeping area side
- + Large queen-size bed with adjustable head section
- + Two wardrobes at each side of queen-size bed
- + Folding door for separation of the washroom/ changing room from the living area



▲ Two drawers at side of queen-size bed



▲ I 5.0 QB Suite with large queen-size bed and fixed sleeping area dividing wall with integrated TV cabinet



▲ Large lengthways single beds with pull-out access steps (I 4.8 LE, I 4.9 LE, I 4.9 LE L, I 5.9 XL LE)



▲ Large queen-size bed (I 5.0 QB, I 5.0 QB L, I 5.3 QB SL, I 6.2 XL QB)



▲ Standard TV cabinet for lengthways single bed models, optional: TV pull-out system



▲ Large transverse rear bed (I 4.2 DB)

chic c-line I 4.2 DB

number of seats with three-point safety belt: 4/5*

Number of sleeping berths: 4/5*



chic c-line I 4.8 LE

number of seats with three-point safety belt: 4/5*

Number of sleeping berths: 4/5*



chic c-line I 4.9 LE/I 4.9 LE superior

number of seats with three-point safety belt: 4/5*

Number of sleeping berths: 4/5*



*with options

MODEL HIGHLIGHTS

- + Short vehicle length, large L-shaped lounge seating group with long side seat bench and rectangular living area table
- + Corner kitchen with room-high slide-out storage cabinet
- + Combined bathroom with round shower, washroom door with room dividing function
- + Changing room can be partitioned from sleeping area/living area
- + Room-high wardrobe
- + Additional wardrobe underneath the rear bed



Chassis: Fiat Ducato AL-KO low frame 35 light
Ready-to-drive weight from: 3,065 kg
Additional loads up to: 1,395 kg



- + Large L-shaped lounge seating group with long side seat bench and rectangular living area table
- + Corner kitchen with room-high slide-out storage cabinet
- + Combined bathroom with round shower, washroom door with room dividing function
- + Changing room with room partitioning from living area/sleeping area via solid sliding door and from living area via washroom door
- + Room-high wardrobe
- + Large lengthways single beds with pull-out steps
- + Additional wardrobes beneath the lengthways single beds, with large interior height due to a recess into the double floor
- + TV cabinet in sleeping area, with optional extra-long 24" TV pull-out system



Chassis: Fiat Ducato AL-KO low frame 35 light
Ready-to-drive weight from: 3,285 kg
Additional loads up to: 1,175 kg



- + Large L-shaped lounge seating group with long side seat bench and rectangular living area table
- + Large luxury corner kitchen with curved work surface
- + Slide-out storage cabinet in round washroom wall
- + Luxury washroom with separate shower
- + Changing room with room partitioning from living area/sleeping area via solid sliding door and from living area via washroom door
- + Large lengthways single beds with pull-out steps
- + Wardrobes beneath the lengthways single beds: with large interior height due to lowering into the double floor
- + TV cabinet in sleeping area, with optional extra-long 24" TV pull-out system



Chassis: Fiat Ducato AL-KO low frame 35 light
Ready-to-drive weight from: 3,325 kg/3,345 kg
Additional loads up to: 1,135 kg/1,115 kg



chic c-line I 4.9 LE L/4.9 LE L superior

number of seats with three-point safety belt: 4/5*

Number of sleeping berths: 4/5*



chic c-line I 5.0 QB/I 5.0 QB superior

number of seats with three-point safety belt: 4/5*

Number of sleeping berths: 4/5*



Optional: patented
Pedelec scooter garage
with interior height
extension*
Leading by means of
innovation

Room partition & TV wall
Patent pending - leading
by means of innovation

chic c-line I 5.0 QB L/5.0 QB L superior

number of seats with three-point safety belt: 4/5*

Number of sleeping berths: 4/5*



Optional: patented
Pedelec scooter garage
with interior height
extension*
Leading by means of
innovation

*with options

MODEL HIGHLIGHTS

- + Large L-shaped lounge seating group with long side seat bench and rectangular living area table
- + Large corner kitchen with curved worktop
- + Slide-out storage cabinet in round washroom wall
- + Luxury washroom with separate shower
- + Changing room, with room partitioning from living area/sleeping area via solid sliding door and from living area via washroom door
- + Room-high wardrobe
- + Large lengthways single beds with pull-out access steps, additional wardrobes beneath the beds with outstanding interior height thanks to lowering into double floor
- + TV cabinet in sleeping area, with optional extra-long 24" TV pull-out system



Chassis: Fiat Ducato AL-KO low frame 40 heavy
Ready-to-drive weight from: 3,375 kg/3,395 kg
Additional loads up to: 1,125 kg/1,105 kg



- + Large L-shaped lounge seating group with long side seat bench and rectangular living area table
- + Large corner kitchen with curved worktop
- + Slide-out storage cabinet in round washroom wall
- + Luxury washroom with separate shower
- + Changing area, washroom door with room dividing function to the living area
- + Pull-out room divider and TV wall for individual room partitioning between sleeping/changing area
- + Large queen-size bed with convenient access, two wardrobes at each side of bed, two large drawers at front of bed



Chassis: Fiat Ducato AL-KO low frame 35 light
Ready-to-drive weight from: 3,325 kg/3,345 kg
Additional loads up to: 1,135 kg/1,115 kg



- + Large L-shaped lounge seating group with long side seat bench and rectangular living area table
- + Large corner kitchen with curved worktop
- + Slide-out storage cabinet in round washroom wall
- + Luxury washroom with separate shower
- + Changing room with room partitioning from living area/sleeping area via solid sliding door and from living area via washroom door
- + Room-high wardrobe
- + Large queen-size bed with convenient access, two wardrobes at each side of bed, two large drawers at front of bed



Chassis: Fiat Ducato AL-KO low frame 40 heavy
Ready-to-drive weight from: 3,375 kg/3,395 kg
Additional loads up to: 1,125 kg/1,105 kg



chic c-line I 5.0 QB Suite

number of seats with three-point safety belt: 4/5*

Number of sleeping berths: 4/5*



chic c-line I 5.3 QB SL

number of seats with three-point safety belt: 4 Number of sleeping berths: 4/5



Optional: patented
Pedelec scooter garage
with interior height
extension*
Leading by means of
innovation

Room partition & TV wall
Patent pending - leading
by means of innovation

chic c-line I 5.9 XL LE (double axle)

number of seats with three-point safety belt: 4/5*

Number of sleeping berths: 4/5*



*with options

MODEL HIGHLIGHTS

- + Large L-shaped lounge seating group with long side seat bench and rectangular living area table
- + Large luxury corner kitchen with curved work surface
- + Slide-out storage cabinet in round washroom wall
- + Comfortable luxury washroom with separate shower
- + Changing area, folding door with room dividing function to the living area
- + Solid sleeping area partition wall with two side sliding doors to sleeping area, large mirror at washroom side
- + Large queen-size bed with convenient access, two wardrobes at each side of bed, two large drawers at front of bed



Chassis: Fiat Ducato AL-KO low frame 40 heavy

Ready-to-drive weight from: 3,375 kg

Additional loads up to: 1,125 kg



- + New room concept with large living area, wide aisle from seating group to driver's cab, **two opposing "face to face" side sofas**
- + Corner kitchen with extended work surface at side as far as the round washroom wall
- + Slide-out storage cabinet in round washroom wall
- + Comfortable luxury washroom with separate shower
- + Changing area, washroom door with room dividing function to the living area
- + Room-high wardrobe
- + Pull-out room divider and TV wall for individual room partitioning between sleeping/ changing area
- + Large queen-size bed with convenient access, additional wardrobes at each side of bed, two large drawers at front of bed



Chassis: Fiat Ducato AL-KO low frame 40 heavy

Ready-to-drive weight from: 3,365 kg

Additional loads up to: 1,135 kg



- + **XL lounge seating group with long side sofa**, rectangular living area table
- + Optional: 40" TV pull-out system behind side sofa backrest
- + Large luxury corner kitchen with curved worktop, slide-out storage cabinet in round washroom wall
- + **XL washroom**, separate toilet room, open washing area, spacious round shower, room-high wardrobe. Room partitioning for living area/sleeping area via two solid wooden sliding doors
- + Integrated toilet room with side window, towel warmer and footwell extension
- + Large lengthways single beds with pull-out access steps, wardrobes beneath the beds with outstanding interior height thanks to lowering into double floor
- + TV cabinet in sleeping area, with optional 24" TV pull-out system



Chassis: Fiat Ducato AL-KO low frame 40 heavy DA

Ready-to-drive weight from: 3,835 kg**

Additional loads up to: 1,165 kg**



chic c-line I 6.2 XL QB (double axle)

number of seats with three-point safety belt: 4/5*

Number of sleeping berths: 4/5*

Optional patented
Pedelec scooter garage
with interior height
extension*:
Leading by means of
innovation



*with options

Optional: Patented Carthago Pedelec scooter garage

For queen size bed models - interior height expansion to 124 cm



▲ **Easy loading**
of a Pedelec or motor scooter thanks to the push-in system with
hook-on drive-in ramp



▲ **Loading height extension**
by simply swivelling the inboard rear bed upwards with one hand and the
additional, lowered floor recess (making handlebar heights up to 124 cm possible)

MODEL HIGHLIGHTS

- + **XL lounge seating group with long side sofa**, rectangular living area table
- + Optional 40" TV pull-out system behind side sofa backrest
- + Large luxury corner kitchen with curved worktop, slide-out storage cabinet in round washroom wall
- + **XL washroom**, separate toilet room, open washing area, spacious round shower, room-high wardrobe. Room partitioning for living area/sleeping area via two solid wooden sliding doors
- + Integrated toilet room with side window, towel warmer and footwell extension
- + Large queen-size bed, two wardrobes at each side of bed, two large drawers at front of bed



Chassis: Fiat Ducato AL-KO low frame 40 heavy DA

Ready-to-drive weight from: 3,855 kg**


Additional loads up to: 1,145 kg**



** Heavier weight variants possible before the printing deadline

*with options

chic c-line



▲ **Pedelec scooter garage**
c-tourer to chic e-line with queen-size beds

Your added value with Carthago

- + Interior height extension of the Pedelec garage up to 124 cm in the queen-size bed models
- + Despite having a low bed access height, bicycles up to 124 cm in height can be transported in the rear garage
- + Innovative solution with no additional weight and simple operation
- + Cover plate for floor recess, can therefore also be used with a level garage floor (see figure 1)

Exterior

Standard White

Main cabin white; **Vehicle front** white; **A-pillar, front, side and rear skirting and wheel arches** silver platinum



Optional Silverline

Main cabin silver; **Vehicle front** silver; **A-pillar, front, side and rear skirting and wheel arches** silver platinum



Interior

Standard Style world linea classica

Furniture surfaces in wild pear with channelling and chrome inlay



◀ Living area floor with PVC floor covering in Missouri ship's parquet. Optional: removable carpet.

Optional Style world linea moderna

Furniture surfaces with modern bicolor look made from golden wattle and high-gloss ivory fronts with channelling and chrome strip inlay



◀ Living area floor with PVC floor covering in Missouri ship's parquet.
Optional: removable carpet.

chic c-line superior: Style world Siena bicolor

Furniture surfaces with modern bicolor look made from summer chestnut and high-gloss ivory fronts



◀ Living area floor with PVC floor covering in Missouri ship's parquet.
Optional: removable carpet.

Double floor basement with massive storage compartment

EASY ENTRY – convenient loading from the outside, easy removal from the inside



Usable height
up to 70 cm



DRIVER'S SIDE

▲ Gas bottle compartment

Load from the outside



▲ Convenient loading of the double floor storage compartment via a large external hatch (at driver's side)

Unload from the inside



▲ Easy removal of storage compartment contents from the interior via the swing-up seat bench cover of the L-shaped lounge seating group

Additional double floor basement storage compartments

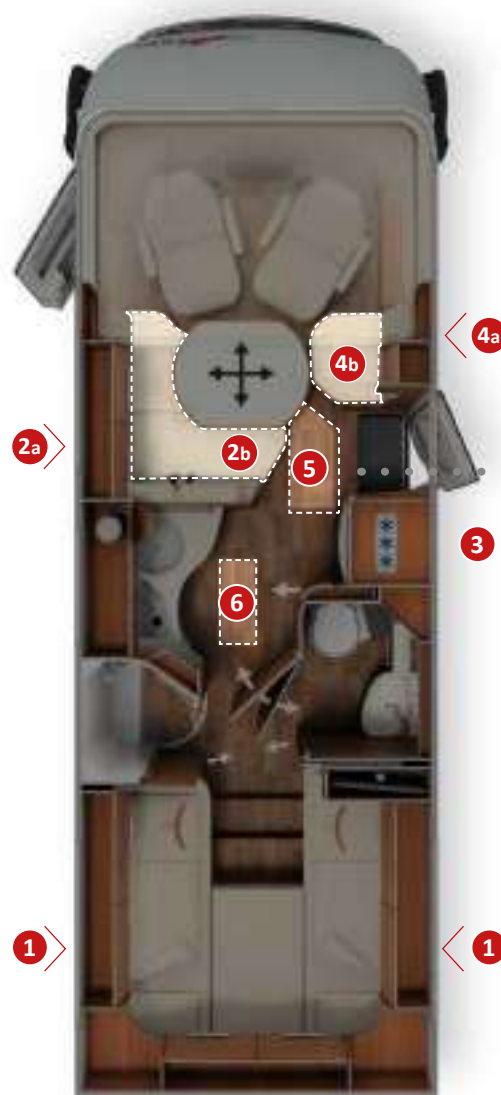


▲ Living area floor hatch with double floor storage box (42 cm usable depth) in heated double floor



Rear garage
with load capacity of up to
350 kg

▲ Scooter garage with considerable interior height thanks to deep lowering, accessible at both sides via a large door at the passenger side and a second door at the driver's side





- + **Double floor basement** with massive, heated storage compartment, usable height up to 70 cm
- + **Exterior access** via several large hatches
- + Convenient **access from the inside** via the L-shaped lounge seating group seat bench cover and via the swing-up side seat bench and the large living area floor hatch
- + **Large, central through-loading space** (interior height 22 cm), with extra-low basement storage compartment (usable height 46 cm), convenient loading through the entrance door via a large, adjustable living area floor hatch
- + The entire double floor is heated with a **climate storage function** and underfloor heating effect



PASSENGER SIDE



- ▲ Large, additional double floor storage compartment with separate exterior hatch (at the passenger side)



- ▲ Convenient loading of the double floor storage compartment via a large external hatch

Exterior loading



- ▲ Massive floor hatch in entrance area: easy to load from the outside when main cabin door is open



- ▲ Convenient removal of contents via swing-up side seat bench

Unload from the inside



chic c-line

On-board technology

Electrical technology, water supply, hot air storage heating technology



Hot air storage heating technology

Truma Combi 6



Optional: Alde warm water central heating

(Standard with chic c-line XL)



Double-floor basement

with climate storage function and underfloor heating effect



Capacity

170 l fresh water tank
140 l waste water tank
2 x 80 Ah gel battery



▲ **Additional heating of driver's cab area** from heated dashboard surface, therefore less cold radiation through the windscreen into the driver's cabin/living area (using heat convectors with Alde warm water heating).



▲ **Truma Combi 6 warm air storage heating system** with numerous warm air outlets in the entire double floor basement, the living area, the rear garage, the driver's cabin and the cold-sensitive door entrances

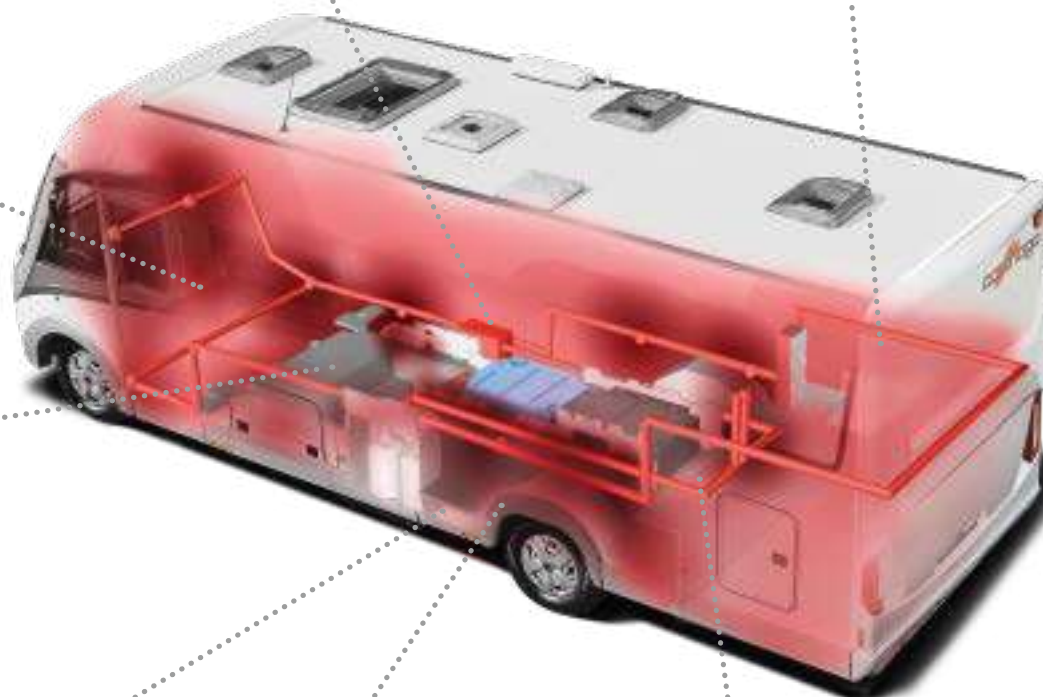


▲ **"Easy change" gas bottle compartment**, extra-low for convenient bottle changing, both bottles individually accessible

- ▼ **Heated battery centre** with main battery switch.
Standard: Gel batteries 2 x 80 Ah, easily accessible, optional
Lithium ion battery, 90 Ah including battery computer



- ▼ **Electrics centre easily accessible in rear garage**



- ▲ **Water tanks protected from frost in heated double floor**



- ▲ **Central water drain** in the double floor basement – can also be operated from the outside through the main cabin door



“Coming Home” function



- ▲ The remote control in the main key activates the central locking and the exterior lighting simultaneously

Bus mirror “best view”



- ▲ With large main and wide-angle mirror

Aguti pilot drivers cab seats



- ▲ With outstanding sitting comfort, two armrests, multiple adjustment

Garage access from both sides



- ▲ Convenient access via two large doors at driver and passenger side

Door with security double locking



- ▲ Door limiter, door window and insect screen blind

Full LED headlights (chic c-line superior)



- ▲ With LED daytime driving light for best visibility at night and dusk

Ambient lighting



- ▲ With individual infinitely variable dimming function (mood light)

Slide-out storage cabinet



- ▲ Practical storage compartment with easy access at hand and eye height (height depending on model)

360° luxury living area table



- ▲ Using the foot pedal, can be moved in two directions and rotates 360° for optimal integration of all seats

Coffee machine lift



- ▲ Can be lowered out of kitchen overhead storage compartment (lift standard, coffee or coffee capsule machine optional)

Shoe cabinet



- ▲ In seating group in entrance area with shoe storage system

Carawinx sleeping system



- ▲ Medically recommended, point elastic Carawinx sleeping system and 7-zone quality cold foam mattress

chic e-Line

New Generation

The crown jewel of the Carthago liner class:

More comfort, more self-sufficiency, more independence

(Fiat Ducato / Mercedes Benz AL-KO single and double axle)

The chic e-line impresses with pure elegance – both interior and exterior, with its new “emotional” furniture design and the tremendous living area height of 211 cm. The new generation of the self-sufficiency champion is more exclusive and comfortable than ever before.



Weight class*

- + Comfort-oriented floor plans up to a permissible gross vehicle weight of 4.8 t (Fiat)/4.5 t (Mercedes-Benz) or 5.4 t (Fiat DA)/5.5 t (Mercedes-Benz DA)



AL-KO



AL-KO

Chassis

- + Fiat Ducato 40 heavy/Mercedes-Benz Sprinter, AL-KO low frame special Carthago with 198 cm wide wheelbase rear axle, optional: twin axle
- + Safety package as standard: Airbag, ESP, ABS, ASR, Hillholder, Traction Control (Fiat)/Airbag, side wind assistant, ABS, ASR, EBV, ESP (Mercedes-Benz)
- + Carthago full LED headlights (dipped beam and main beam) including LED daytime driving light
- + Carthago driver's cab visibility concept with extended upwards and downwards viewing angle
- + Electric pleated windscreen blind with programmed privacy and sun visor function



Living comfort

- + “Emotional” furniture design, two worlds of style to choose from, two-level room concept with outstanding living area height of 211 cm
- + Large round seating group with round table, wide side seat bench, pull-out shoe cabinet
- + Corner kitchen with pull-out kitchen work surface and worktop extension, electric central locking for the entire kitchen area including pull-out work surface, bar cabinet and shoe cabinet; automatic locking while driving
- + Comfortable luxury washroom, separable changing room, solid wooden sliding door



Storage space

- + Double floor basement with huge, heated storage compartment, usable height up to 70 cm

* Heavier weight variants possible before the printing deadline



- + Exterior access via several large hatches, convenient access from the inside via the seat bench cover of the round seating group and the swing-up side seat bench as well as the large living area floor hatch
- + Large, central through-loading space (interior height 22 cm), with extra-low basement storage compartment (usable height 46 cm), convenient loading through entrance door via a large, adjustable living area floor hatch
- + Scooter garage with interior height of up to 132 cm, loadable up to 450 kg



Self-sufficiency/technology

- + 235 l fresh water, 185 l waste water
- + 2 x 80 Ah gel batteries (can be increased to 3 x 80 AH)



Air conditioning/heating

- + Alde warm water central heating
- + Double floor basement with underfloor heating effect
- + Carthago driver's cab thermal concept



chic e-line new generation – available on the Mercedes-Benz single and twin axle with AL-KO low frame!

chic e-line

New Generation



chic e-line I 50 LE in linea chiara world of style and leather Macchiato performance world of living



chic e-Line

XL with twin axle



The XL jewel in the crown of the Carthago Liner Class with even more payload reserves

(Fiat Ducato AL-KO 3 axle up to 5.4 t and Mercedes-Benz AL-KO 3 axle up to 5.5 t)



Weight class*

- + Extra comfort-oriented floor plans with permissible gross vehicle weight of up to 5.4 t (Fiat)/5.5 t (Mercedes-Benz)



AL-KO



AL-KO

Chassis

- + Fiat Ducato 40 heavy DA or Mercedes-Benz DA low frame special Carthago with 198 cm wide wheelbase rear axle
- + Safety package as standard: Airbag, ESP, ABS, Hillholder, Traction Control (Fiat)/Airbag, ABS, ASR, EBV, ESP (Mercedes-Benz)
- + Carthago driver's cab visibility concept with extended upwards and downwards viewing angle
- + Carthago full LED headlights (dipped beam and main beam) including LED daytime driving light



XL model living comfort

- + XL lounge seating group with round table and long, pull-out sitting/sleeping sofa
- + XL washroom with separate toilet room, open washing area and large round shower, room partitioning using two solid wooden sliding doors



Self-sufficiency/technology

- + 235 l fresh water, 185 l waste water
- + 2 x 80 Ah gel batteries (can be increased to 3 x 80 AH)



Air conditioning/heating

- + Alde warm water central heating
- + Double floor basement with underfloor heating effect
- + Carthago driver's cab thermal concept

* Heavier weight variants possible before the printing deadline

XL highlights



- + XL lounge seating group with long side sofa
- + XL washroom with separate toilet room with towel warmer, XL round shower and additional warm water underfloor heating



chic s-plus

/s-plus XL

The crown jewel of the Carthago Liner Class

with high-traction rear-wheel drive

(Iveco Daily 50C/65C)

The high-traction rear wheel drive, the towed load up to 3.5 t, the large payload reserves and the optional 8G automatic transmission are characteristic of the chic s-plus. Visually and technically it is identical to the chic e-line, and cannot deny its Liner genes.



Weight class*

- + Comfort-oriented floor plans with permitted gross vehicle weight of 5.6 t (Iveco Daily 50 C)/6.7 t (Iveco Daily 65 C)



Chassis

- + Iveco Daily, high-traction rear-wheel drive with dual wheels
- + Large payload reserves, high towing loads of up to 3.5 t
- + Optional 8G convertible automatic transmission
- + Carthago driver's cab visibility concept with extended upwards and downwards viewing angle
- + Carthago full LED headlights (dipped beam and main beam) including LED daytime driving light
- + Electric pleated windscreen blind with programmed privacy and sun visor function



Living comfort

- + “Emotional” furniture design, two worlds of style to choose from, two-level room concept with outstanding living area height of 211 cm
- + Large round seating group with round table and wide side seat bench or XL models with XL lounge seating group, round table and long, pull-out sitting/sleeping sofa, pull-out shoe cabinet
- + Corner kitchen with pull-out kitchen work surface with worktop extension, electric central locking for the entire kitchen area including pull-out work surface, bar cabinet and shoe cabinet; automatic locking while driving
- + Luxury washroom, separable changing room or XL: XL washroom with separate toilet room, open washing area and large round shower, room partitioning using two solid wooden sliding doors

* Heavier weight variants possible before the printing deadline



Storage space

- + Double floor basement with huge, heated storage compartment, usable height up to 78 cm
- + Outside access via several large hatches. Convenient interior access via the cover of the round seating group seat bench and swing-up sitting/sleeping sofa
- + Large, central through-loading space (interior height 20 cm) with basement storage compartment (usable height 20 cm), conveniently loadable via large, self-supporting living area floor hatch
- + Scooter garage: interior height up to 145 cm, load capacity up to 450 kg



Self-sufficiency/technology

- + 235 l fresh water, 200 l waste water, optional: fixed tank for faeces instead of cassette
- + 2 x 80 Ah gel batteries (can be increased to 4 x 80 AH)



Air conditioning/heating

- + Alde warm water central heating
- + Double floor basement with underfloor heating effect
- + Carthago driver's cab thermal concept

chic s-plus



chic s-plus with linea nobile world of style and leather sand world of living



Living area features

- + “Emotional” furniture design, two-level room concept with outstanding living area height of 211 cm
- + Standard: linea chiara world of style, optional: linea nobile world of style
- + Round table with real wood round profile and chrome piping
- + Living area seat upholstery with comfortable ergonomics and side leather panels
- + Overhead cabinet design with open shelves and Carthago C-branding above lounge seating group
- + Pull-out shoe cabinet in entrance area with shoe storage system
- + Large drop-down bed above driver’s cab, sleeping area 160 x 195 cm
- + Optional: Sky Dream Comfort with two large panoramic skylights, suspended interior liner and all-round overhead storage cabinets above driver’s cab



▲ Models I 50 LE, I 51 LE, I 51 QB, I 52 QB

Large round seating group in the front

- + with wide side seat bench, optional: 5th belted seat
- + “Quick up” TV pull-out system behind the side seat bench backrest, connection pre-wiring for 32" flat screen



▲ 32" TV pull-out system behind side seat bench backrest



▲ Models I 61 LE XL, I 64 QB XL

XL lounge seating group

- + With wide side sofa incl. pull-out sitting/sleeping sofa and storage compartment access
- + Optional: 5th belted seat
- + Optional: “Quick up” TV pull-out system, electrically extendible behind the side seat bench backrest, connection pre-wiring for 40" flat screen
- + Optional: pull-out living area table



▲ 40" TV pull-out system behind side sofa backrest



▲ Front round seating group with wide side seat bench and round table (except XL models)



▲ Elegant and practical: extendible shoe cabinet integrated in the L-shaped lounge seating group with central locking via switch in kitchen area



▲ Unmistakable and avant garde: chic e-line 64 XL QB on Mercedes-Benz in linea chiara world of style, leather Macchiato performance world of living



▲ Optional omission of drop-down bed, all-round overhead storage compartments in driver's cab instead. Alternative option for Sky Dream Comfort: all-round overhead storage cabinets above lounge seating group and driver's cab as well as two large panoramic skylights integrated in the suspended designer roof liner with indirect ambient lighting (linea chiara World of Style, Savannah part leather world of Living).

Kitchen highlights

- + Corner kitchen with pull-out kitchen work surface with worktop extension, easily accessible storage space reserves, bottle holder and two waste bins
- + Electric central locking for the entire kitchen area including pull-out work surface, bar cabinet and shoe cabinet; automatic locking while driving
- + Kitchen counter in vertical waveform and exclusive designer bar cabinet for visual separation of the living area
- + “Professional gourmet” 3-ring hob with divided glass cover, robust cast iron grate and easy-clean glass surface
- + Fridge with door opening at both sides
- + Sink cover can be used as additional work surface/ cutting board
- + Designer mixer tap in metal with pull-out spray head



Corner kitchen

- + Large work surface
- + Room-high slide-out storage cabinet
- + Bar cupboard with decorative glass door and interior lighting

▲ Model I 51 LE



Luxury corner kitchen

- + Elegantly curved work surface, extended at side into the round washroom wall
- + Slide-out storage cabinet integrated in round washroom wall

▲ Models I 50 LE, I 51 QB, I 52 QB, I 61 XL LE, I 64 XL QB



▲ Fridge with door opening at both sides and separate freezer compartment



▲ Slide-out storage cabinet integrated in round washroom wall (except I 51 LE)



▲ Pull-out kitchen work surface with worktop extension, waste bins and bottle holders



▲ Exclusive designer bar cabinet for six glasses




▲ Pull-out coffee machine holder

▲ Designer corner kitchen in linea nobile world of style, with professional gourmet cooker, six large drawers and additional drawer with integrated waste bins

Bathroom and changing area highlights

- + Large changing room, separable from the living and sleeping area
- + Room-high wardrobe (except I 51 QB)
- + Large mirror cabinet with shelving

- + Wash stand base unit with ample storage space and numerous shelves
- + Solid washroom door with interior hinges, metal handle and door lock



▲ Model 51 LE

Comfort washroom with changing room

- + Separate shower
- + Single level washroom floor
- + Shower/washroom floor with real wood teak inlay, removable for showering
- + Changing room/room partitioning by means of washroom door/sleeping area sliding door



▲ Separate shower in comfort washroom



▲ Models I 50 LE, I 51 QB, I 52 QB

Luxury washroom with changing room

- + Spacious washroom with washbasin and toilet
- + Rain shower with roof dome above incl. blackout blind, standing height beneath spa rain shower 198 cm
- + Wellness spa rain shower with shower tray with dark granite look, shower corner pillar with high gloss ivory look with clothes hooks and shower walls in sandstone decor
- + Waterproof shower insert with same design as living area floor
- + Double function door: simultaneous partitioning of living area aisle/washroom and toilet



▲ Luxurious spa rain shower



▲ Luxury washroom with shower tray with dark granite look, shower corner pillar with high gloss ivory look with clothes hooks and shower walls in sandstone decor (except I 51 LE)



▲ Spacious washroom with washroom/toilet room double function door (I 51 QB, I 52 QB)



▲ Spacious washroom/toilet room (I 50 LE, I 51 QB, I 52 QB)



▲ Comfort washroom with separable shower (I 51 LE)



Pull-out room partitioning and TV wall registered for patent approval



▲ In models I 51 QB and I 52 QB, a 3-piece pull-out room partitioning and television wall provides variable separation of the changing room from the sleeping area. The double function door provides privacy from the front when using the washroom/toilet room.

Washroom and changing room, XL model highlights



▲ Models I 61 XL LE, I 64 XL QB

- + Comfortable changing room can be separated from sleeping and living area by a solid sliding door/washroom door
- + Room-high wardrobe
- + Spacious mirror cabinet and wash stand base unit
- + XL washroom with separate toilet room, open washing area and spacious round shower
- + Room partitioning from the sleeping and living area via two solid wooden sliding doors
- + XL round shower with waterproof shower insert with same design as the living area floor (easy to remove for cleaning purposes), Mini-heki skylight incl. blackout blind
- + Shower tray with dark granite look, shower corner pillar with high gloss ivory look with clothes hooks and shower walls in sandstone decor
- + Additional warm water underfloor heating: additional heating coils in washroom double floor area
- + Separate toilet room with towel warmer, footwell extension, side window
- + Mini-Heki skylight in toilet room



▲ Spacious shower



▲ Separate toilet room with practical towel warmer and side window



▲ Especially comfortable for tall travellers: the footwell extension in the toilet room



▲ Open wash area and spacious round shower in XL washroom featuring shower tray with dark granite look, shower corner pillar with high gloss ivory look with clothes hooks and shower walls in sandstone decor



▲ XL models with room-high wardrobe

Sleeping area features

- + High-gloss ivory sleeping area roof lining integrated in the furniture design with indirect ambient lighting and four LED spotlights (optional: shortened ceiling lining)
- + Rear wall design with leather-coated panel and large mirror
- + Carawinx sleeping system – medically recommended, point-elastic under springing system
- + High quality 7-zone cold foam mattress with breathable climate quilting
- + Room-high wardrobe
- + Lengthways single bed models: TV cabinet integrated in overhead storage compartment
- + Sleeping area separated by solid wood sliding door



▲ Models I 50 LE, I 51 LE, I 61 XL LE

Lengthways single beds

- + Adjustable head section, pull-out access steps (I 51 LE extra low access without steps)
- + Wardrobes beneath the lengthways single beds, easily accessible from the front and above due to the lift function – outstanding interior height due to lowering into the double floor
- + Standard TV cabinet, optional extra long TV pull-out system



▲ Easy access to wardrobes from the front and above thanks to the lift function



▲ Models I 51 QB, I 52 QB, I 64 XL QB

Queen-size bed in 200 cm king-sized format with adjustable head sections

- + Two wardrobes at each side of queen-size bed
- + Two large drawers at front of queen-size bed
- + Unique: pull-out room partitioning and TV wall for separating washroom area with TV holder for watching TV in two positions

Pull-out room divider and TV wall, registered for patent. Leading by means of innovation.



▲ Two drawers at front of queen-size bed





▲ Large lengthways single beds with adjustable head section, with pull-out access steps (I 50 LE, I 61 XL LE)

▲ Standard TV cabinet for lengthways single bed models, optional: extra-long TV pull-out system which can be extended into the centre aisle



▲ Large queen-size bed in king-size format (I 51 QB, I 52 QB, I 64 XL QB)

chic e-line I 50 LE/I 50 LE DA

number of seats with three-point safety belt: 4/5*

chic s-plus I 50 LE

Number of sleeping berths: 4/5*



chic e-line I 51 LE/I 51 LE DA

number of seats with three-point safety belt: 4/5*

Number of sleeping berths: 4/5*



chic e-line I 51 QB/I 51 QB DA

number of seats with three-point safety belt: 4/5*

Number of sleeping berths: 4/5*



Optional patented
Pedelec scooter garage
with interior height
extension*:
Leading by means of
innovation

Pull-out room partitioning
and TV wall registered for
patent approval

*with options

MODEL HIGHLIGHTS

- + Large round seating group with round table, wide side seat bench, optional 5th belted seat
- + Large comfortable corner kitchen with curved work surface
- + Slide-out storage cabinet in round washroom wall opposite
- + Comfortable luxury washroom with changing room which can be partitioned off from the living area by the washroom door and the sleeping area by the sliding door
- + Double function door for simultaneous living area and washroom partitioning
- + Room high wardrobe integrated in the changing room
- + Large lengthways single beds with pull-out steps
- + Wardrobes beneath the beds, outstanding interior height due to lowering into the double-floor
- + TV cabinet in sleeping area, optionally with extra-long 24" TV pull-out system



Chassis: Fiat Ducato AL-KO low frame 40 heavy/40 heavy DA/
Mercedes-Benz AL-KO low frame/Iveco Daily 50 C

Ready-to-drive weight from: 3,745 kg (Fiat)/3,885 kg (Fiat DA)/
3,845 kg (MB)/3,985 kg (MB DA)/4,005 kg (Iveco)

Additional loads up to: 755 kg (Fiat)/1,115 kg (Fiat DA)/
655 kg (MB)/1,515 kg (MB DA)/1,595 kg (Iveco)



- + Large round seating group with round table, wide side seat bench, optional 5th belted seat
- + Corner kitchen with large work surface
- + Floor-to-ceiling slide-out storage cabinet
- + Luxury washroom with separate shower, changing room which can be partitioned off from the living area by the washroom door and the sleeping area by the sliding door
- + Floor-to-ceiling, spacious wardrobe with 2 doors integrated in the changing room
- + Large lengthways single beds with extra low access
- + TV cabinet in sleeping area, optionally with extra-long 24" TV pull-out system



Chassis: Fiat Ducato AL-KO 40 heavy/40 heavy DA

Ready-to-drive weight from: 3,685 kg/3,815 kg

Additional loads up to: 815 kg/1,185 kg

- + Large round seating group with round table, wide side seat bench, optional 5th belted seat
- + Large comfortable corner kitchen with curved work surface
- + Slide-out storage cabinet in round washroom wall opposite
- + Luxury washroom with changing room which can be separated from the living area by the washroom door and from the sleeping area by the room divider and TV wall
- + Double function door for simultaneous living area and washroom partitioning
- + Pull-out room divider and TV wall to sleeping area
- + Extra-large queen-size bed in 200 cm king-size format
- + Two wardrobes at each side of queen-size bed
- + Two large drawers at front of queen-size bed



Chassis: Fiat Ducato AL-KO low frame 40 heavy/40 heavy DA/
Mercedes-Benz AL-KO low frame

Ready-to-drive weight from: 3,755 kg (Fiat)/3,835 kg (Fiat DA)/
3,855 kg (MB)/3,935 kg (MB DA)

Additional loads up to: 745 kg (Fiat)/1,165 kg (Fiat DA)/
645 kg (MB)/1,565 kg (MB DA)



Heavier weight variants possible for all models before the printing deadline

chic s-plus I 52 QB

number of seats with three-point safety belt: 4/5*

Number of sleeping berths: 4/5*

Pull-out room partitioning and TV wall registered for patent approval



chic e-line I 61 XL LE

number of seats with three-point safety belt: 4/5*

chic s-plus I 61 XL LE

Number of sleeping berths: 4/5*



chic e-line I 64 XL LE

number of seats with three-point safety belt: 4/5*

chic s-plus I 64 XL LE

Number of sleeping berths: 4/5*

Optional patented Pedelec scooter garage with interior height extension*: Leading by means of innovation



*with options

MODEL HIGHLIGHTS

- + Large round seating group with round table, wide side seat bench, optional 5th belted seat
- + Large comfortable corner kitchen with curved work surface
- + Slide-out storage cabinet in round washroom wall opposite
- + Luxury washroom with changing room which can be separated from the living area by the washroom door and from the sleeping area by the room divider and TV wall
- + Double function door for simultaneous living area and washroom partitioning
- + Room high wardrobe integrated in the changing room
- + Extra-large queen-size bed in 200 cm king-size format
- + Two wardrobes at each side of queen-size bed
- + Two large drawers at front of bed



Chassis: Iveco Daily 50 C

Ready-to-drive weight from: 4,115 kg

Additional loads up to: 1,485 kg

- + Large XL lounge seating group with long, extendible sitting/sleeping sofa, optional 40" TV pull-out system behind backrest
- + Large comfortable corner kitchen with curved work surface
- + Slide-out storage cabinet in round washroom wall opposite
- + XL washroom, separate toilet room, open washing area, spacious round shower, room-height wardrobe. Room partitioning for living area/sleeping area via two solid wooden sliding doors
- + Integrated toilet room with side window, towel warmer and footwell extension
- + Large lengthways single beds with pull-out steps
- + Additional wardrobes beneath the lengthways single beds, with large interior height due to a recess into the double floor
- + TV cabinet in sleeping area, with optional extra-long 24" TV pull-out system



IVECO

Chassis: Fiat Ducato AL-KO low frame 40 heavy DA/Mercedes-Benz DA AL-KO low frame/Iveco Daily 65 C

Ready-to-drive weight from: 4,015 kg (Fiat DA)/4,115 kg (MB DA)/4,485 kg (Iveco)

Additional loads up to: 985 kg (Fiat DA)/1,385 kg (MB DA)/2,215 kg (Iveco)



- + Large XL lounge seating group with long, extendible sitting/sleeping sofa, optional 40" TV pull-out system behind backrest
- + Large comfortable corner kitchen with curved work surface
- + Slide-out storage cabinet in round washroom wall opposite
- + XL washroom, separate toilet room, opening washing area, spacious round shower, room-height wardrobe, room partitioning from living/sleeping area via two solid wooden sliding doors
- + Integrated toilet room with side window, towel warmer and footwell expansion
- + Extra-large queen-size bed in 200 cm king-size format
- + Two wardrobes at each side of queen-size bed
- + Two large drawers at front of bed



IVECO

Chassis: Fiat Ducato AL-KO low frame 40 heavy DA/Mercedes-Benz DA AL-KO low frame/Iveco Daily 65 C

Ready-to-drive weight from: 4,065 kg (Fiat DA)/4,165 kg (MB DA)/4,555 kg (Iveco)

Additional loads up to: 935 kg (Fiat DA)/1,335 kg (MB DA)/2,145 kg (Iveco)



Heavier weight variants possible for all models before the printing deadline

*with options

Exterior

Standard chic e-line/white

Main cabin white; **vehicle front** white; **A-pillar, front, side, rear skirting and wheel arches** platinum



Option Silverline

Main cabin silver; **vehicle front** silver; **A-pillar** silver-platinum, **front, side and rear skirting and wheel arches** platinum



Standard chic s-plus/white

Main cabin white, **vehicle front** white, **A-pillar** silver-platinum, **front, side and rear skirting and wheel arches** silver-platinum



Option Silverline

Main cabin silver; **vehicle front** silver; **A-pillar** silver-platinum, **front, side and rear skirting and wheel arches** silver-platinum



Interior

STANDARD linea chiara world of style


Furniture finish in Noce Fino decor with overhead cabinet and kitchen fronts in high gloss ivory and lotus white, table finish in Marmo Grigio decor



▲ Living area floor PVC floor covering in Catania ship's parquet.
Optional: removable carpet.

OPTIONAL linea nobile world of style

Furniture finishes and overhead cabinet fronts in elegant Noce Fino wood decor, kitchen fronts with high gloss ivory and lotus white bicolor look, table finishes in Navajo decor



▲ Living area floor PVC floor covering in Catania ship's parquet.
Optional: removable carpet.



Usable height
up to 78 cm

Double floor basement with massive storage compartment

EASY ENTRY – convenient loading from the outside, easy removal from the inside



DRIVER'S SIDE

Load from the outside



▲ Convenient loading of the double floor storage compartment via a large external hatch (at the driver's side)

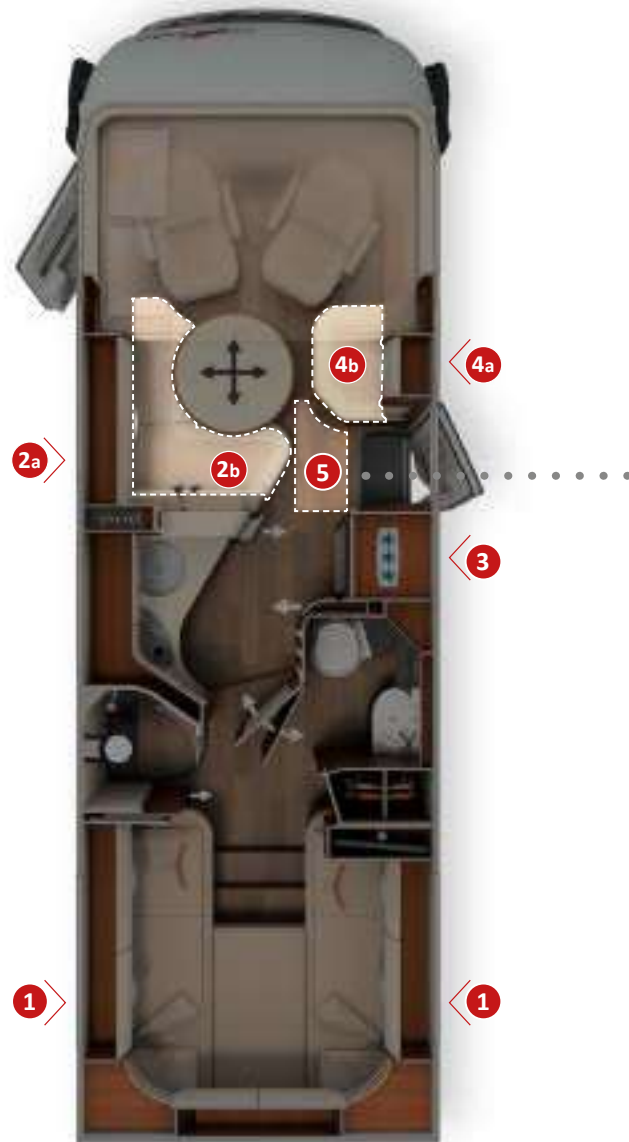
Unload from the inside



▲ Easy removal of storage compartment contents from the inside via the swing-up seat bench cover of the L-shaped lounge seating group



▲ Scooter garage with outstanding interior height thanks to deep lowering, accessible at both sides via a large hatch at the passenger side and a second large hatch at the driver's side





- + **Double floor basement** with massive, heated storage compartment, usable height up to 70 cm (chic e-line) or up to 78 cm (chic s-plus)
- + **Exterior access** via several large hatches
- + Convenient **access from the inside** via the seat bench cover of the L-shaped lounge seating group and the swing-up side seat bench, and also the large living area floor hatch
- + **Large, central through-loading space** (interior height up to 22 cm chic e-line/20 cm chic s-plus) with extra-low basement storage compartment (usable height up to 46 cm chic e-line/20 cm chic s-plus), also easy to load through the entrance door via the large, self-supporting living area floor hatch
- + The entire double-floor basement is heated with a **climate storage function** and underfloor heating effect



PASSENGER SIDE



- ▲ Large, additional double floor storage compartment with separate exterior hatch (at the passenger side)



- ▲ Convenient loading of the double floor storage compartment via a large external hatch

Exterior loading



- ▲ Massive floor hatch in entrance area: easy to load from the outside when main cabin door is open



- ▲ Easy removal of contents via swing-up side seat bench

Unload from the inside



chic e-line/s-plus

On-board technology

Electrical technology, water supply, hot air storage heating technology



Alde warm water central heating




Double-floor basement

heated with a climate storage function and underfloor heating effect



Capacity

235 l fresh water tank
200 l waste water tank
2 x 80 Ah gel batteries
(can be increased to 3 x 80 Ah)
Optional: fixed-tank toilet



▲ **Aluminium wall heating effect** on the insides of the walls: heat storage and wall heating at the same time with 1000-times better heat distribution than conventional wooden interior walls

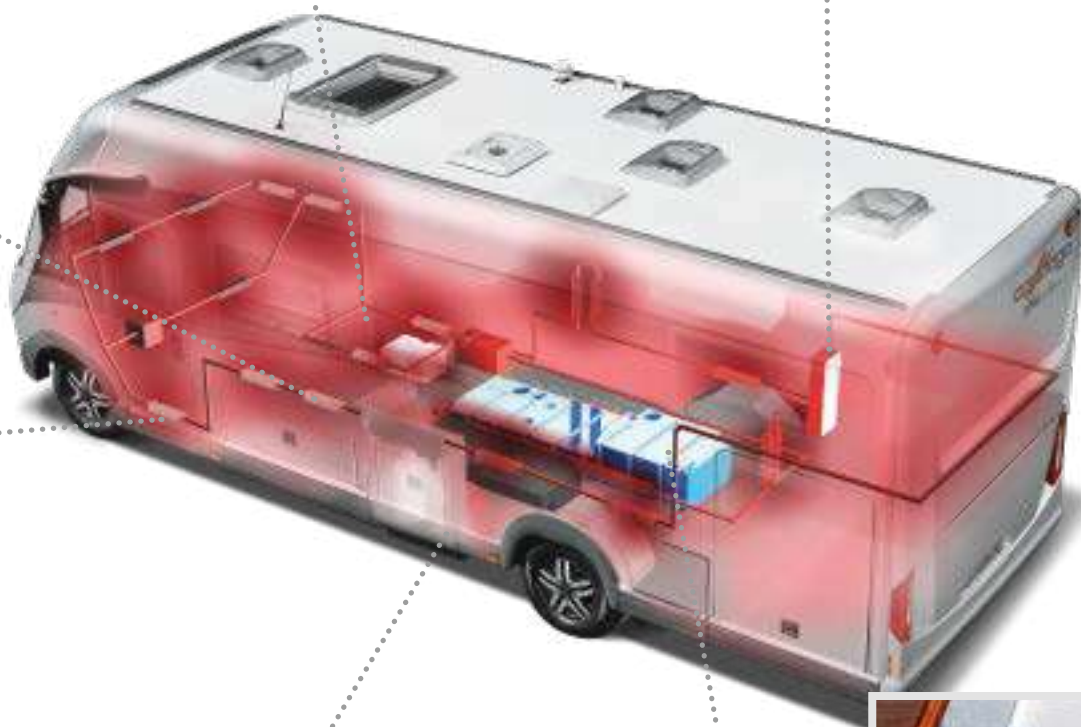


▲ **Alde warm water central heating** with numerous convectors throughout the climate storage double floor, living area, in the rear garage, the driver's cab and in the cold-sensitive door entrances. Heat booster beneath the driver's seat

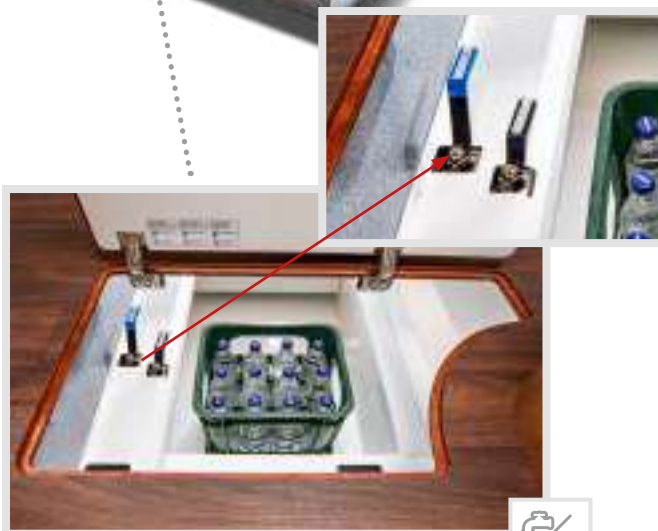
▼ **Standard battery centre:** gel batteries 2 x 80 Ah in heated double floor basement and main battery switch (depending on model: Battery centre lowered into climate storage double floor storage compartment at passenger side, I 50 Le, I 51 LE, 51 QB). Optional: lithium-ion battery



▼ **Electrics centre easily accessible for service**



▲ Extra-low “easy change” gas bottle compartment, compartment, one-handed hatch operation, convenient replacement of individually accessible gas bottles



▲ **Central water drain** in the double floor basement – can also be operated from the outside through the main cabin door



“Coming Home” function



- ▲ the remote control in the main key activates the central locking and the exterior lighting simultaneously

Bus mirror “best view”



- ▲ With large main and wide-angle mirror

Bus windscreen wiper system



- ▲ Bus windscreen wiper system wiping in the opposite directions with extended wiping area and field of view (chic s-plus)

Driver’s cabin door



- ▲ With safety double locking system, electric window lifter and low door entrance

Security cabin doors



- ▲ With triple locking mechanism, steel hinges on inside, window with insect blind (Super Packet)

Ambient lighting



- ▲ With infinitely variable dimming function (mood light)

Carawinx sleeping system



- ▲ Medically recommended, point-elastic under springing system in rear bed and drop-down bed

Shoe cabinet



- ▲ In seating group in entrance area with shoe storage system

Carthago full LED front headlights



- ▲ With dipped and main beam headlights and LED daytime driving lights – effortless driving even at dusk and at night, with service life of at least 15,000 hours.



- ▲ Additional LED dynamic indicators at rear.

Liner-for-two

Round rear lounge seating group with electrically extending TV lounge,

unique 4-room concept

(Fiat Ducato AL-KO 2-axle/3-axle and Iveco Daily 50C/65C)

It sets standards among motorhomes with the rear lounge seating group: electrically lowering lengthways single beds at the front with spacious, continuous sleeping area, exclusive lounge round seating group at the rear, and an extra-wide kitchen with an elegantly curved kitchen work surface and comfort luxury bathroom inbetween. Discover the sophisticated features of the liner-for-two!



Weight class

- + Model 53: Fiat Ducato AL-KO with up to 4.8 t or Iveco Daily 50C with permissible gross weight of 5,8 t
- + Model 53 L: Fiat Ducato AL-KO double axle with up to 5.4 t or Iveco Daily 65C with permissible gross weight of 6.7 t



AL-KO



AL-KO



Chassis

- + Fiat safety package: Airbag, ESP, ABS, Hillholder
- + Iveco safety package: ABS, electric immobiliser, ASR, hill holder
- + Carthago driver's cab visibility concept



Living comfort

- + Round rear lounge seating group, unique 4-room concept
- + Optional: electrically extending TV lounge, electrically extending 40" flat screen
- + Large, curved kitchen, with elegant kitchen work surface in vertical waveform for visual room partitioning
- + Luxury bathroom with separate changing area, room-high wardrobe
- + Electrically lowering drop down bed with lengthways single beds and continuous sleeping area

* Heavier weight variants possible before the printing deadline



Storage space

- + Double floor basement with huge, heated storage compartment, usable height up to 57 cm
- + Large, central through-loading space (interior height up to 36 cm) with large basement storage compartment (usable height up to 36 cm), easily loadable via large, adjustable living area floor hatch, extra-deep double floor external storage compartment (height 63 cm, width 110 cm)
- + Pedelec scooter garage, interior height up to 114 cm (model 53), wide scooter garage with interior height of up to 145 cm (model 53 L), load capacity up to 450 kg



Self-sufficiency / technology

- + 225 l fresh water, 180 l waste water
- + 2 x 80 Ah gel batteries (can be increased to 3 x 80 AH)



Air conditioning/heating

- + Alde warm water central heating, warm water underfloor heating in the seating group area
- + Double floor basement with underfloor heating effect
- + Carthago driver's cab thermal concept

liner-for-two



liner-for-two 53 with leather ivory world of living



Living area features

- + Siena bicolor world of style with furniture surfaces with a modern bicolor look
- + Large rear lounge seating group
- + Large living room table with exclusive real wood profile, adjustable in two directions
- + Three large panoramic windows in the seating group area
- + Large Heki sunroof above lounge round seating group with illuminated canopy

- + Optional electrically extending TV lounge
- + Optional electrically extending 40" flat screen
- + Exclusive living area sideboard with USB and 230 V socket, two drawers and large cabinet door
- + Living area wardrobe with mirror element and three coat hooks in the entrance area
- + Alde warm water underfloor heating: additional heating coils in seating group area



▲ Model I 53

Large round lounge seating group

- + Elegant corner shelves



▲ The round rear lounge seating group provides plenty of room and a unique, comfortable TV viewing position for two



▲ Model I 53 L

Large round lounge seating group with rear storage

- + Bar cabinet for glasses with interior lighting, wine bottle pull-out
- + Two additional storage compartments in rear storage area above the extra-large scooter garage



▲ Bar cabinet for glasses with interior lighting, wine bottle pull-out



▲ Electrically extending TV lounge with automatic backrest tilt adjustment, leather ivory world of living



▲ 40" flat screen, electrically extending



▲ In model 53 L, the exclusive round rear lounge seating group is complemented by the extra-large scooter garage below it and the storage area with storage compartment above, as well as two glass bar cabinets with interior lighting and wine bottle pull-out



▲ Optional: rotating driver's seats, a fold-out table top, an additional USB/12V socket and a TV holder with height adjusting facility transform the driver's cabin into a mobile office. Option only selectable in combination with left-hand drive

liner-for-two

Kitchen features

- + Large, curved kitchen worktop with Corian anti-drip edge
- + “Professional gourmet” 3-ring hob with glass cover, robust cast iron grate and easy-clean glass surface
- + Raised kitchen work surface in vertical waveform for visual room partitioning with a large storage cabinet with sliding door running in the opposite direction (registered for patent)
- + Six large kitchen drawers with electric central locking
- + 160-l fridge incl. 30-l freezer compartment at hand height
- + Slide-out storage cabinet integrated in round bathroom wall
- + Sink cover as additional work surface/cutting board
- + Optional: Capsule coffee maker for the standard pull-out in the overhead storage cabinet



▲ Large, curved kitchen, with raised kitchen kitchen work surface in vertical waveform



▲ Optional: coffee capsule machine pull-out



▲ Raised kitchen work surface with large storage cabinet and sliding door running in the opposite direction



▲ Practical: the extended storage cabinet also serves as an extended work surface

Bathroom and changing area highlights

- + Comfortable luxury bathroom with separate spa rain shower
- + Large washroom with wash stand base unit, laundry basket and large mirrored cabinet
- + Spa rain shower with shower room design with dark granite look and shower walls with sandstone decoration, waterproof shower insert with same design as living area floor
- + Changing area can be separated from kitchen and sleeping area
- + Two large sideboards with several large drawers for clothing
- + Room-high wardrobe with two clothes rails and a shelf in the changing area



▲ Comfortable luxury bathroom with separate spa rain shower



▲ Room-high wardrobe with two clothes rails and a shelf

Sleeping area features

- + Electrically lowering lengthways single bed with large sleeping dimensions and continuous sleeping area
- + Bed can be moved extra-low for easy access to the bed via the extending access steps and large sitting height
- + Two side windows in sleeping area, Mini Heki skylight above bed access, open bookshelf beneath drop down bed incl. LED lighting
- + Sliding door beneath drop down bed for insulation against cold from driver's cabin
- + Carawinx sleeping system – medically recommended, point-elastic under springing system
- + High quality 7-zone quality mattress with breathable climate quilting



▲ Electrically lowering lengthways single bed with pull-out access step and sliding door for insulation from the cold



▲ A visual highlight: the drop down bed is integrated in the living room in an outstanding way

liner-for-two I 53

number of seats with three-point safety belt: 2/4*

Number of sleeping berths: 2/4*



*with options

liner-for-two I 53 L

number of seats with three-point safety belt: 2/4*

Number of sleeping berths: 2/4*



*with options

Exterior



Standard White

White main cabin and vehicle front; silver/platinum A-pillar, front, side and rear skirting and wheel arches

Optional Silverline

Silver main cabin and vehicle front, silver/platinum A-pillar, anthracite front, side and rear skirting and wheel arches



MODEL HIGHLIGHTS

- + Uniquely designed floor plan with exclusive round rear lounge seating group, Pedelec garage and innovative 4-room partitioning over a vehicle length of just 7.83 m
- + Electrically lowering lengthways single bed with large sleeping dimensions and continuous sleeping area
- + Comfortable luxury bathroom with separate spa rain shower
- + Changing area can be separated from kitchen and sleeping area
- + Ceiling-high wardrobe with two coat hooks and a shelf integrated in the changing area



Chassis: Fiat Ducato AL-KO low frame 40 heavy/Iveco Daily 50C

Ready-to-drive weight from: 3,745 kg/4,105 kg

Additional loads up to: 1,055 kg/1,695 kg



Heavier weight variants possible before the printing deadline

*Depending on chassis

- + Extra large feeling of spaciousness in round lounge seating group due to storage area with bar cabinet for glasses
- + Electrically lowering lengthways single bed with large sleeping dimensions and continuous sleeping area
- + Comfortable luxury bathroom with separate spa rain shower
- + Changing area can be separated from kitchen and sleeping area
- + Ceiling-high wardrobe with two coat hooks and a shelf integrated in the changing area



Chassis: Fiat Ducato AL-KO low frame 40 heavyDA/Iveco Daily 65C

Ready-to-drive weight from: 4,055/4,505 kg

Additional loads up to: 1,345 kg/2,195 kg



Heavier weight variants possible before the printing deadline

*Depending on chassis

Interior

Siena bicolor **world of style**

Furniture surfaces with modern bicolor look made from summer chestnut and high-gloss ivory fronts



- ▲ Living room floor PVC floor covering with parquet flooring look.
Optional: removable carpet.

liner-for-two



Usable height
up to 57 cm

Double floor basement with massive storage compartment

EASY ENTRY – convenient loading from the
outside, easy removal from the inside



DRIVER'S SIDE

▲ Gas bottle compartment

Load from the outside



▲ Convenient loading of the double floor storage compartment
via a large external hatch

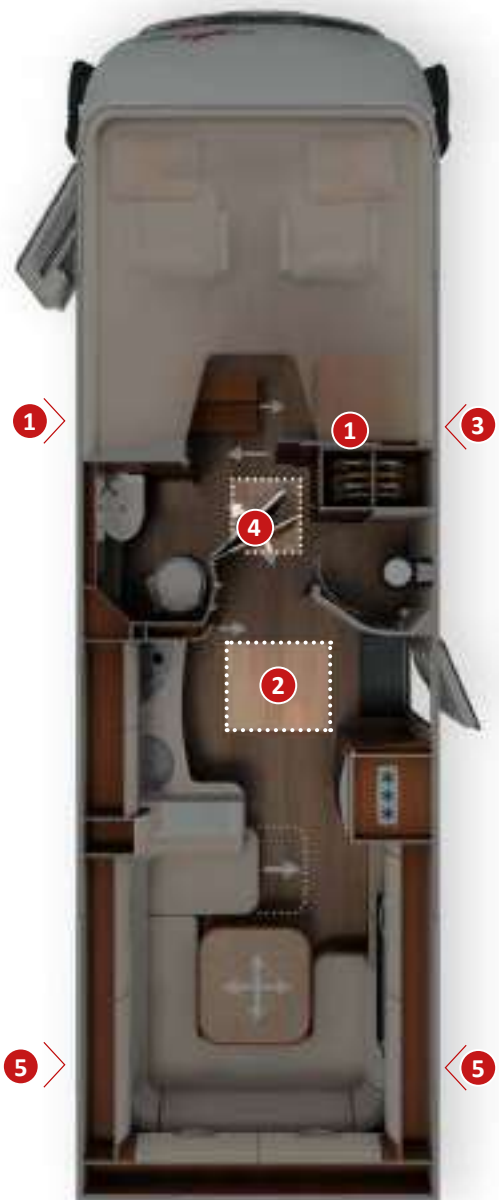


▲ Massive through-loading storage compartment, can be loaded
via two exterior hatches

Unload from the inside



▲ Additional, massive living area floor hatch in double floor in
changing area





- + **Central double-floor basement** with massive, heated storage compartment, usable height up to 50 cm (Fiat) or 57 cm (Iveco)
- + **Exterior access** via several large hatches
- + Convenient **interior access** via two massive living area floor hatches
- + **Large, central through-loading space** (interior height 36 cm/Fiat; 33 cm/Iveco), convenient loading also through the entrance door via a large, self-supporting living area floor hatch
- + **Extra-deep double floor exterior storage compartment** (height 63 cm, width 110 cm)
- + The entire double-floor basement is heated with a **climate storage function** with underfloor heating effect



PASSENGER SIDE




- ▲ Massive floor hatch in entrance area: easy to load from the outside when main cabin door is open




- ▲ Convenient loading of the double floor storage compartment via an additional large external hatch

Exterior loading




- ▲ liner-for-two I 53 on Fiat Ducato AL-KO with wheel recess/handlebar height extension




- ▲ liner-for-two I 53 on Fiat Ducato 50C with handlebar height extension

Rear garage variants



- ▲ liner-for-two I 53 on Fiat Ducato AL-KO DA



- ▲ liner-for-two I 53 on Iveco 65C



liner-for-two

On-board technology

Electrical technology, water supply, hot air storage heating technology



Alde warm water heating




Double floor basement

with underfloor heating effect and warm water underfloor heating



Capacity

225 l fresh water tank
180 l waste water tank
2 x 80 Ah gel battery
(can be increased to 3 x 80 Ah)



▲ **Aluminium wall heating effect** on the insides of the walls: heat storage and wall heating at the same time, with 1,000-times better heat distribution than conventional wooden interior walls.




▲ **Alde warm water central heating** with numerous convectors in the entire double floor basement, in the living area, in the rear garage, the driver's cabin and the door entrances. Heat booster under the driver's seat. Warm water underfloor heating in round seating group area.

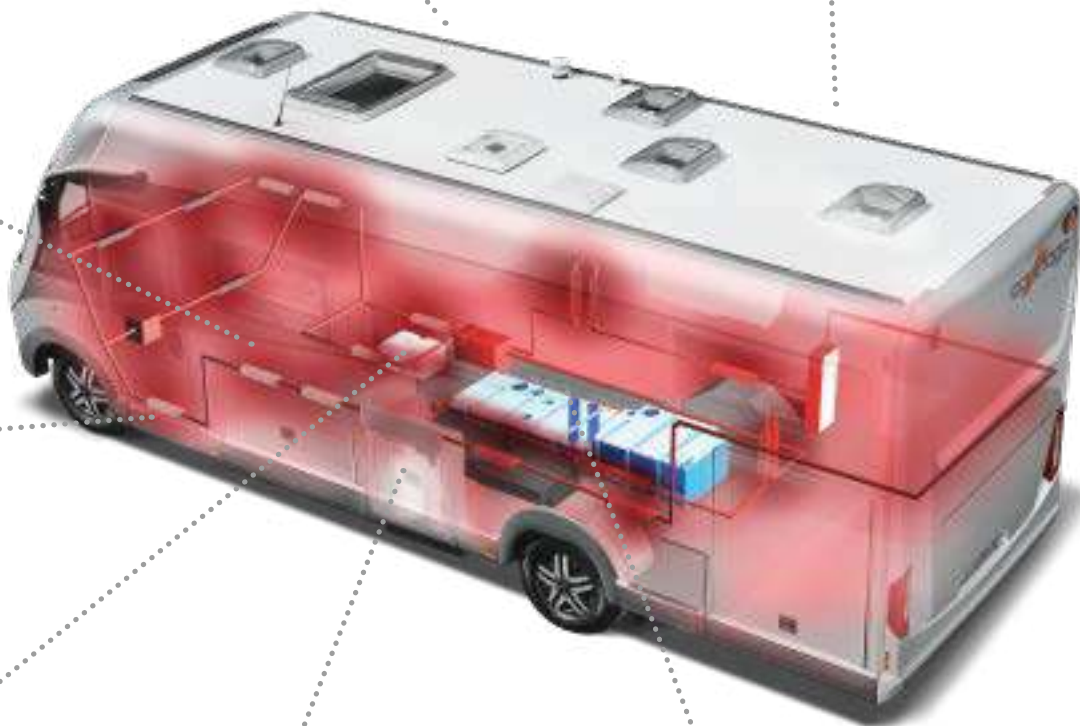


▲ **Central water drain in the double floor basement** – can also be operated from the outside through the main cabin door

▼ **Heated battery centre**, with 2 x 80 Ah gel batteries in the double floor, accessible through the double floor storage compartment at the passenger side, with battery main switch and optional 90 Ah lithium-ion battery including battery computer



▼ **Electrics centre easily accessible in rear garage**



▲ **Extra-low "easy change" gas bottle compartment**, one-handed hatch operation, convenient replacement of individually accessible gas bottles



▲ **Water supply:** large frost-protected fresh and waste water tank capacities, positioned for optimum centre of gravity in the double floor basement, Central water drain in double floor, water supply via pressure pump system

“Coming Home” function



- ▲ the remote control in the main key activates the central locking and the exterior lighting simultaneously

Bus mirror “best view”



- ▲ with large main and wide-angle mirror

Bus windscreen wiper system



- ▲ bus windscreen wiper system wiping in the opposite direction with extended wiping area and field of view (version on Iveco Daily)

Driver’s cabin door



- ▲ with safety double locking system, electric window lifter and low door entrance

Security cabin doors



- ▲ with triple locking mechanism, steel hinges on inside, window with insect blind (Super Package)

Slide-out storage cabinet



- ▲ practical storage compartment with convenient access at standing height

Ambient lighting



- ▲ with infinitely variable dimming function (mood light)

Large rear lounge seating group



- ▲ with optional electrically extending TV lounger

Professional gourmet hob



- ▲ with 3 hobs, easy-clean glass top, cast iron grate and glass cover

Coffee machine pull-out



- ▲ integrated in the overhead storage compartment

Carawinx sleeping system



- ▲ medically recommended, point-elastic under springing system and drop down bed

Sliding door



- ▲ beneath drop down bed prevents cold from entering from the driver's cabin in sleeping mode

Worlds of Living

Large selection – just the way you like it

Collection	Type	c-compactline	c-tourer	chic c-line		chic c-line superior	chic e-line chic s-plus	liner-for-two	
	World of Style	epic bicolor	epic bicolor	Casablanca	linea classica	linea moderna	Siena bicolor	linea nobile/ linea chiara	Siena bicolor
Barcelona	Fabric	●	●	●	●	●	●	●	●
Toulouse	Fabric	—	—	●	●	●	●	—	●
Venezia	Fabric	●	●	●	●	—	●	—	●
Ancona	Textile leather / fabric	○	○	○	○	○	○	—	—
Malaga	Textile leather / fabric	○	○	○	○	○	○	—	—
Ivory	Part leather	○	○	○	○	○	○	○	○
Macchiato	Part leather	○	○	○	○	○	○	○	○
Savannah	Part leather	○	○	—	○	○	○	—	○
Ivory	Leather	○	○	○	○	○	○	○	○
Macchiato	Leather	○	○	○	○	○	○	○	○
Sand	Leather	○	○	○	○	○	○	○	○
Bicolor Stone	Leather	○	○	○	○	—	○	—	○
Sand Performance	Leather	—	—	—	—	—	—	○	—
Macchiato Performance	Leather	—	—	—	—	—	—	○	—

● Standard equipment ○ available as option – not available

Your added value with Carthago

- + **Highly effective stain protection** - liquids do not penetrate into the fabrics. The majority of stains can be easily wiped off with a damp cloth.
- + **Excellent anti-fade properties**
- + **Hard-wearing and easy to look after**
- + **Washable curtains and decorative pillow covers**
- + **Antibacterial mattress cover**



▲ Highly effective stain protection systems protects your upholstery

+ Very high quality

Antara / fabric combination:

Antara with highly effective "Teflon Repel" stain protection, contrasting fabric with dirt-repellent stain resistance

Barcelona



+ Very high quality

textile leather/fabric combination:

extremely hard-wearing textile leather in soft Nappa quality, contrasting fabric with dirt-repellent stain resistance

Ancona



Toulouse



Malaga



Venezia



Worlds of Living



+ Very high quality leather / Antara combination:

outstanding quality leather, contrasting fabric with dirt repellent stain protection

Ivory part leather



Macchiato part leather



Savannah part leather



- ▲ Carthago World of Sleeping & deco set consisting of up to four decorative cushions (floor plan-dependent), a Jacquard house blanket with woven-in Carthago logo and a fitted sheet set to match the respective floor plan

+ Very high quality leather finish:

classy combination of leather with outstanding quality

Ivory leather



Macchiato leather



Sand leather



Bicolor leather Stone



Sand Performance leather



Macchiato Performance leather



The Carthago Premium DNA

More than a good feeling

Innovative thinking, an eye for detail, extravagant solutions and consistent development focus on a high degree of practical use, the perfect combination of **high-tech lightweight construction materials**, intelligent processing and **pioneering spirit**. These are the ingredients for our unique overall vehicle concept.

They are deeply rooted in our **Carthago Premium DNA**. It is an incentive and an obligation at the same time: The Carthago Premium DNA is our value promise to each Carthago customer, and brings together that which characterises every one of our motorhomes - and at the same time, it expresses how a Carthago differs from other motorhomes. Our core expertise is in motorhomes in the liner premium class. This because our **40 years of experience** flow into every stage of development and manufacturing. We think that only the best is good

enough for your comfort and your safety! The materials and construction technologies that we use and the demands that are made of their weight and stability have many similarities with aviation technology.

In this way we can offer you a high degree of durability and value retention, safety, protection and comfort. In this way, each Carthago motorhome becomes something special. Each Carthago is therefore a **synonym for exclusivity and quality**. Or, to put it briefly, it stands for "The motorhome".



Long-lasting. High stability.

**Carthago Liner
premium-class
body construction**

Space guaranteed.

**Carthago double
floor basement with
massive storage
compartment**

Well-balanced.
Optimum distribution.

**Carthago payload &
weight and balance**



Well-being – all year round.

**Carthago heating
& air conditioning
technology**

Safe on the road.

**Carthago driver's cab
visibility concept with
best test result**

Unique. Unmistakable.
Extravagant.

Carthago Personality

Liner premium-class body construction

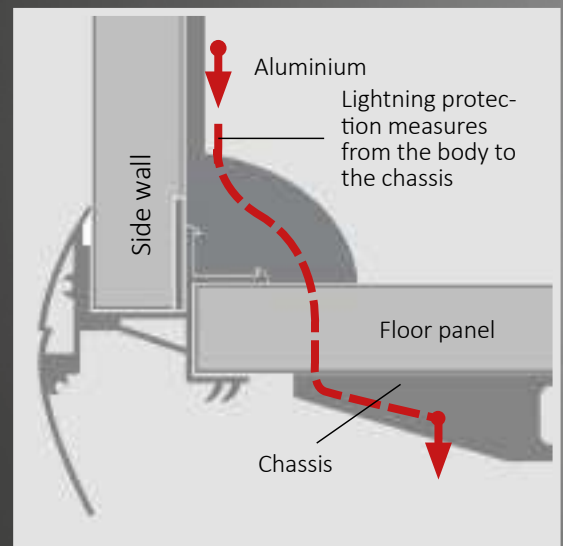
Longevity, protection and value retention

The Carthago main body construction is consistently oriented to that which Carthago drivers want: carefree travelling in the long term, and value retention. We therefore rely on **long term quality**. GRP and aluminium are used where they are most effective. For your

protection and your comfort, even in event of hail, moisture, lightning and cold conditions. The unique chassis connection via extremely **stable frame members** is the guarantee of maximum torsional stiffness. Quality that you can feel – journey after journey, year after year.

Your added value with Carthago

- + Protection against lightning strike, hail and moisture
- + 10-year warranty against leaks
- + Easy to repair in the event of any damage
- + Stone chipping and underride protection



▲ Tested lightning protection

Aluminium on the roof and the inner walls provides similar protection to a Faraday cage. Additional lightning conductors in the chassis significantly increase this protection effect. The lightning protection test has proven: a Carthago main cabin provides verified protection against lightning strikes!



▲ Lightning penetration

With conventional GRP roof with wood/GRP roof interior.



**10-year warranty
against leaks!**



▲ **Hail protection**

The GRP roof provides effective protection from hail. This makes your insurance premiums cheaper. The special feature: The protective effect against lightning strike remains thanks to the aluminium on the inside of the roof.




▲ **Moisture protection**

The Carthago body is the guarantee of proper all-round protection. Its design provides protection from moisture. This promise is backed up by a ten year leakproof warranty.



**Tested lightning
protection**



▲ **Stone chipping protection / underride guard**

The GRP underfloor provides long-term protection from stone chippings, rotting and moisture. For years – without maintenance! The lowered frame of the scooter garage also serves as an underride guard



▲ **Ease of repair**

Considerable attention is paid to segmentation during the development of the main body components. This makes replacement easier in the event of damage and reduces costs. For example, there is a separately replaceable rear bumper at the rear of every vehicle.

Liner premium-class body construction

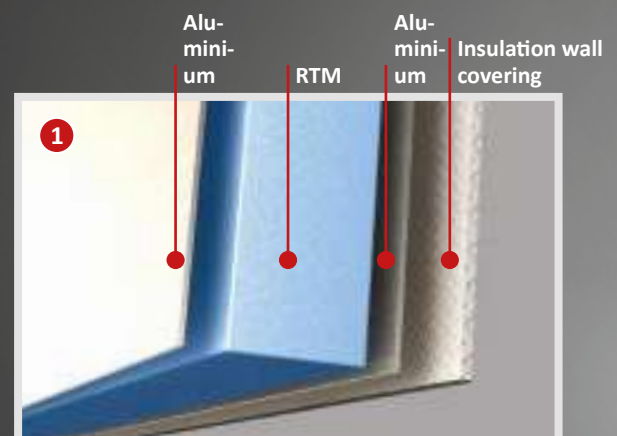
Advanced technology borrowed from aircraft construction

Carthago bodies have strong and durable connections. Where others use screw connections, we apply high-tech. As well as a high degree of stability, a main body reinforced with **frame members** and **special bonding technologies** also provides a clear plus with regard to

safety. The frame member for connecting the floor and the side walls acts as side collision protection if the worst comes to the worst. Thanks to features borrowed from aircraft construction, the main cabin is not only highly stable, but also light and torsionally rigid.

Your added value with Carthago

- + **Durability and value retention**
for many years
- + **Perfect insulation and heat storage**
for year-round comfort
- + **Maximum body stability**
and torsional rigidity, the decisive contribution to ride comfort and driving safety
- + **Light vehicle weight due to self-supporting body design**
100 percent wood-free body, no rotting possible – also over the long term



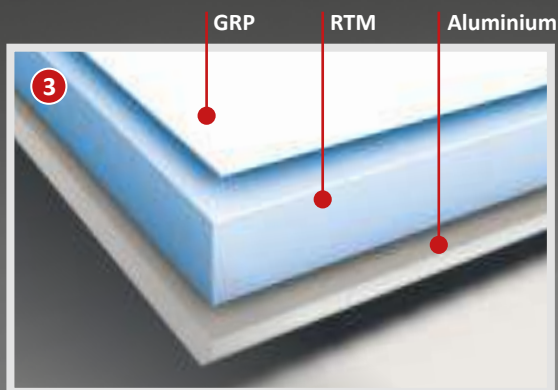
▲ Carthago side wall construction

Having aluminium not just on the exterior but also the interior of the walls is a prerequisite for efficient heat storage. This produces the typical Carthago well-being climate. The homogeneous heat radiation acts like a wall heater.




▲ Carthago lower-level scooter garage

Deep lowering of the scooter garage means maximum storage space and minimal effort when loading. Extremely strong wall to floor connection due to form-fitted and bonded frame members makes loading of up to 450 kg possible.



▲ Carthago roof structure

Having GRP on the exterior means protection from hail, and having aluminium on the interior means protection against lightning strikes. The aluminium interior also takes over the function of heat storage in winter.

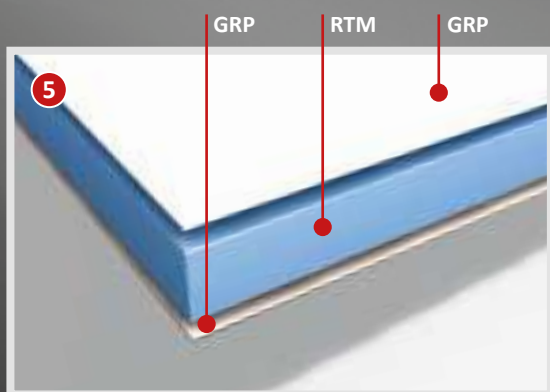


▲ Carthago roof - wall joint

The typical Carthago curved roof is not only an unmistakable design element but with the frame members on the inside, it makes a decisive contribution to the rigidity of the main cabin. And all of this without any thermal bridge whatsoever. Another safety advantage: less susceptibility to side winds.

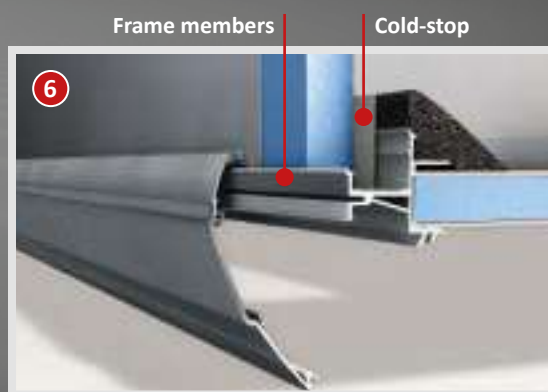


**Body connection
using high-
stability frame
members**



▲ Carthago floor panel

Provides all-round protection. The lower and upper sides are made from GRP, and between them there is a hard foam insulating core made from RTM Styrofoam. The high-stability floor plate has a lifelong protection against humidity and rotting.



▲ Carthago floor - wall joint

Used on both sides via a high-stability frame member. In aircraft construction, it is form-fitted and bonded along the entire length. And if the worst comes to the worst, it has the effect of side collision protection. An integrated thermal bridge stop reliably prevents any thermal bridges.

Double floor basement with massive storage compartment

More room for your holiday

You can never have enough storage space in a motorhome! The Carthago integrated motorhomes provide a huge amount of storage space and room for your entire holiday luggage due to the unique double-floor basement and many easily accessible storage compartments.

Bulky luggage such as camping furniture and skis can be stowed away in an optimum way in the central through-loading storage compartment. The double floor can be conveniently loaded from the outside and unloaded from the inside via numerous large exterior hatches.

Large self-supporting living area floor hatches provide access to the extra-deep storage compartments in the living and kitchen areas.

The double-floor basement also acts as a climate store, protecting your cargo from frost.

Your added value with Carthago

- + **Biggest storage compartment in its class**
- + **Unique, massive double floor basement**
- + **Convenient exterior and interior access "easy entry"** - load from the outside, unload from the inside
- + **Extra-deep storage compartments for additional usable height**
- + **Lowered storage compartment elaborately manufactured in original bodywork sandwich**, therefore maximum stability and high-efficiency insulation
- + **Fully usable storage compartment volume**, no restrictions due to installation of technical components
- + **Weight and balance - weight optimisation** and additional payload thanks to maximum usable axle loads and balanced weight distribution between front and rear axle





Double floor basement with massive storage compartment

EASY ENTRY – convenient loading from the outside, easy removal from the inside



Usable height
up to 78 cm



DRIVER'S SIDE

▲ Gas bottle compartment



Rear garage
can be
loaded up to
450 kg

▲ Scooter garage with considerable interior height thanks to deep lowering, accessible at both sides via a large door at the passenger side and a second door at the driver's side

Exterior loading



▲ Convenient loading of the double floor storage compartment via a large external hatch (at the driver's side)

Unload from the inside




▲ Easy removal of storage compartment contents from the inside via the swing-up seat bench cover of the L-shaped lounge seating group

Other double floor basement
storage compartments



▲ Living area floor hatch with double floor storage box (42 cm usable depth) in heated double floor





- + **Double floor basement** with massive, heated storage compartment, usable height up to 78 cm.
- + **Access from the exterior** via several large hatches
- + **Access from the interior** via the L-shaped lounge seating group seat bench cover, the swing-up side seat bench and the large living area floor hatch
- + **Large, central through-loading space** (interior height up to 22 cm), deeply lowered storage compartment cellar (usable height up to 46 cm), also conveniently loadable from the outside through the entrance door via the large, self-supporting living area floor hatch
- + The entire double-floor basement is heated with a **climate storage function** with underfloor heating effect



PASSENGER SIDE



- ▲ Large, additional double floor storage compartment with separate exterior hatch (at the passenger side)



- ▲ Convenient loading of the double floor storage compartment via a large external hatch

Exterior loading



- ▲ Massive floor hatch in entrance area: easy to load from the outside when main cabin door is open



- ▲ Easy removal of contents via swing-up side seat bench

Unload from the inside



Carthago Pedelec Garage

The garage wonder for queen-size bed models with an interior height extension of up to 124 cm

Your big bike, Pedelec or scooter won't fit into the rear garage of your motorhome?

No problem with Carthago's queen-size bed models. This is how it's done: just swivel up the rear bed from the outside **with a single manual operation**, park bike in the garage, **lower the rear bed again**. The Carthago trick: a

recess in the floor accommodates the bike. Securely lash everything – done in a jiffy and handlebar heights of up to 124 cm are possible in combination with the swing-up bottom edge of the bed. In spite of this, the bed is easily accessible inside at any time thanks to the low position. Just another one of the many great Carthago ideas. And because it's so good, we've **registered it for patent**.

Your added value with Carthago

- + **Interior height extension**
of the Pedelec garage up to 124 cm in the queen-size bed models
- + **In spite of low bed access**
Bike with handlebar height of up to 124 cm can be transported in the rear garage, no unloading required in order to sleep
- + **Innovative solution**
with no additional weight and simple operation
- + **Cover plate for floor recess,**
can therefore also be used as additional storage compartment with a level garage floor




- ▲ **Easy loading**
of a Pedelec or motor scooter thanks to the push-in system with hook-on drive-in ramp



- ▲ **Loading height extension**
by simply swivelling the inboard rear bed upwards with one hand and the additional, lowered floor recess (making handlebar heights up to 124 cm possible)



Patented Carthago
Pedelec garage – leading by
means of innovation



▲ Pedelec scooter garage
c-tourer to chic e-line with queen-size beds

Carthago payload & weight and balance

Travel in comfort and safety with a heavy payload

No fear of the scales: A Carthago has reserves, even for large luggage items! You will find a heavy payload in the construction specification of every new Carthago. Because this forms the basis for outstanding comfort, independence and safety when you are travelling. It is a natural constituent of the Carthago Premium DNA. A harmonious weight balance is a matter of course for a Carthago. The basis is formed by a load-bearing chassis with two or even three axles, which provide an individual solution for the respective requirement. Clever wheelbases ensure that the weight distribution

is favourable, utilise the maximum axle loads and lead to a safe and confident driving style at the same time. Intelligent lightweight construction technology reduces the weight of the vehicle. Carthago also means not having to forego anything with regard to payload, since holidaymakers do not have to restrict themselves, even on long trips: You can simply take your favourite things from clothing to Pedelecs with you in the massive storage compartments. And the reserves in the Carthago are always sufficient for your holiday souvenirs.

Your added value with Carthago

- + **Maximum travel comfort,**
no restrictions as far as luggage is concerned, and optimum utilisation of the potentially record-breaking storage compartments in the Carthago motorhome
- + **Weight and balance - weight optimisation**
and additional payload thanks to balanced weight distribution between front and rear axle
- + **Numerous individual weight variants**
result in individual reserves for each model and each configuration
- + **Maximum visibility on the road,**
no risk due to overloading and over-stressed components, safe driving style

PRESS OPINIONS

"Carthago has made a quantum leap with the new c-tourer I 149 LE: extremely good workmanship, double floor accessible from the inside and the outside, and many details such as the practical seat bench covers, which cannot be found elsewhere. [...] With the optional chassis variant with a permissible gross weight of 4.25 tons, the c-tourer I 149 LE is extremely well equipped for major tours with four holidaymakers with its ample amount of storage space. And they will then enjoy a great motorhome."

Reisemobil International 08/2018,
c-tourer I 149 LE professional test

"The e-line stands out with ample on-board technology and standard equipment which qualifies the higher basic price. [...] The large rear garage, which leaves nothing to be desired with two large hatches, lashing rails and accessory compartments, is already known about but is still a plus. With two external accesses and two internal accesses, the large double floor storage compartment beneath the seating group is extremely easy to access. [...] Carthago somewhat cockily calls the e-line model the self-sufficiency world champion. However, it actually does come out on top of the trio as far as these points are concerned, with water volumes of 235 litres for the fresh water tank and 185 litres for the waste water tank, and 160 Ah of standard battery capacity."

promobil 03/2018,
chic e-line I 50 in 3-vehicle comparison



Maximum payload reserves – balanced out in the best possible way.



on the example of a chic c-line l 4.9 LE, payload reserves per axle depending on the vehicle equipment



▲ **The Carthago double floor**

Together with the high-stability self-supporting main body construction, it contributes to providing a high degree of stability and torsional rigidity, and is extremely lightweight at the same time. A "special light" AL-KO low frame is used exclusively for the lightweight models. Result: minimal vehicle weight – maximum payload.



▲ **Balanced weight distribution**

Large storage compartments and sufficient payload alone are not enough. Carthago uses wheelbases which are coordinated in a model-specific way. The result is an optimum weight balance between the front and rear axle. This is a requirement for a practically-orientated use of the storage space.

Carthago heating and air conditioning technology

Cosy and comfortable, just like home

We can't think of any reason why you should have to forego a good climate, regardless of where you are travelling to, and when. For this reason, a Carthago provides year-round comfort thanks to technical refinements such as heat-reflecting walls, targeted heating for on-board technology or heat circulation through the entire double-floor basement.

This provides the best conditions for a **real well-being climate during summer and winter**. Since that which insulates and keeps the heat in during the winter also keeps you cool in the summer.

Your added value with Carthago

- + **Winter proof motorhome**
with year-round comfort
- + **Underfloor heating effect** –
your feet are always warm
- + **No warm air draughts**
thanks to cold stop at critical points
- + **Equal heat distribution**
and radiation due to the aluminium inner wall
- + **Heat storage effect**
and efficient insulation reduce the gas consumption
- + **Targeted heating**
of all technology components safeguards functionality



▲ Targeted heating of the driver's cab

In all integrated models, the front area of the dashboard has targeted heating. As a result, the double-shell front end acts like an area heater. The living area in the driver's cab therefore has a pleasant temperature without a flow of cold air coming from the vicinity of the windscreen.



▲ Carthago underfloor heating effect



Numerous warm air outlets and heat circulation channels in the entire climate storage double floor provide even heat distribution. This heat accumulation radiates upwards towards the floor of the living area and gives it a pleasant warmth. You always have warm feet in a Carthago.





Aluminium interior walls

= 1,000 times better heat distribution than traditional wooden interior walls



▲ Heated technical components

Heaters are a standard feature in motorhomes. So is heating in the living area. Areas that are sensitive to the cold have additional targeted heating in a Carthago motorhome: all technical components such as tanks, batteries, storage compartments, doorways etc. This is the guarantee of full functionality, even at low minus temperatures.



▲ Carthago wall heater effect

Aluminium that is also on the insides of the walls stores the heat that is absorbed and evenly gives it off again. This results in a very pleasant wall heater effect. Aluminium conducts heat 1000 times better than conventional inside walls made from wood.

Carthago driver's cab visibility concept

One thing is for sure: Carthago

Vision is safety: You have the road in view sooner in an integrated motorhome from Carthago. The windscreen goes as far down as possible, so that you have visual contact with the road surface after 2.77 m. When it rains, the view is improved by the optimum wiping area of the windscreen wipers. The **large Carthago "best view" bus mirrors** provide an outstanding view to the rear. The AL-

KO low frame with **wide track safety running gear** lowers the centre of gravity and provides a secure contact with the ground. The **double floor basement** provides the high-stability main cabin with additional rigidity – you have the best possible protection in this safety body. The comprehensive Carthago safety package also comes as standard.

Your added value with Carthago

- + **Maximum view upwards**
increased field of view due to the high windscreen (view of traffic lights)
- + **View optimisation towards the front***
View of the road surface after just 2.77 m thanks to the perfect, ergonomic cab design and the dashboard that slopes steeply towards the front and low front windscreen
- + **Optimised windscreen wiping area**
bigger field of view when it is raining
- + **Carthago "best view" rear-view mirror system**
for maximum field of view towards the rear
- + **Comprehensive safety package as standard**



▲ Driving safety

Carthago is a pioneer when it comes to driving safety. The modern safety and comfort systems from the Fiat Ducato and the AL-KO low frame chassis are supplemented by Carthago's own safety technology. Carthago is the first and only motorhome manufacturer with tested motorhome driving comfort that has been certified by the TÜV.



▲ Carthago bus mirror system "best view"

Bus mirror system suspended at the side with large main mirror and an additional wide-angle mirror – perfect view towards the rear, no blind spot.



Best test result in comparison tests with other integrated competitor vehicles*



▲ **Best test result for front visibility***

In the comparison test with other integrated competition vehicles: Road surface visible in driving position already from a distance of 2.77 m in a Carthago.



▲ **Carthago driver's cab all-round field of visibility**

Perfect overview when travelling - more safety for you. Maximum angle of vision upwards and downwards. Perfect vision to the rear and side.

* depending on model

Carthago Personality

Exterior design leadership

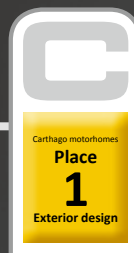
Distinctive, unmistakable, unique: A Carthago is THE face in the crowd. It is just as individual as its owner. The evolutionary Carthago design sets standards that go beyond the motorhome industry. **Shape and function** combined into a perfect symbiosis. Powerful radiator grille and elegant cab mask, stylish rounded side wall to roof transition, offset sills and a striking rear – with the subtle

decals, this all combines to produce the typical Carthago appearance. With harmonic shapes and flowing lines.

Every detail is well thought-out. The main cabin window and hatches are flush-mounted in the side walls. Even the filler cap of the integrated motorhomes is flush mounted. The rear lights finish off the vehicle – with a light graphic with the Carthago C-design.

Your added value with Carthago

- + **Distinctive and unmistakable exterior design**
- + **Elegance and dynamics**
due to the three-dimensional shapes and curves
- + **Individual appearance**
due to unique design concept
- + **Flat bodywork surfaces**
due to invisibly recessed hinges and flush-mounted integrated tank flap



▲ **The Carthago curved roof:** a Carthago awakens emotions because of its independent and elegant design such as the curved roof that is typical of the brand. It also increases the torsion resistance of the body, and there is less susceptibility to side wind. The design and use are perfectly combined!



▲ **The GRP rear** with the bus look of the chic c-line new generation sets standards with regard to design thanks to its sporty and elegant exterior look.



▲ **The Carthago lighting technology and the v-face design.** The Carthago full LED headlights impress with their design and illuminance from the chic c-line model series onwards.



▲ **The fuel tank flap** is flush-fitted in the Carthago integrated models.



▲ **Door and hatches:** all hinges on the doors and hatches are invisibly lowered into the frame from the chic c-line series onwards. This results in a homogeneous look and easy cleaning.

Carthago Personality

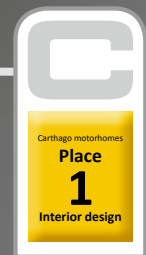
Interior design leadership

Carthago has been named as the clear favourite in the exterior and interior design categories time and time again in the voting for the motorhome of the year. To us, this means pleasure and commitment at the same time. All Carthago developments, the choice of **materials** that are used and the **workmanship** thereof

take place **with considerable care**. With a great deal of commitment and personal passion, down to the smallest detail. The result is a special Carthago living fascination. A **feel-good factor** which you can **see and feel when you enter a Carthago motorhome for the first time**.

Your added value with Carthago

- + **Furniture made in our own Carthago joinery**
- + **Stable “Durafix” double connection technology** screwed in place and mortised
- + **No creaking or rattling while driving** noise reduction by means of anti-knocking cushioning
- + **Holders, hinges and rails in solid, household quality**
- + **Seating comfort on long journeys** thanks to the ergonomically shaped quality upholstery
- + **Indirect lighting with LED lighting technology** for pleasant lighting



▲ LED lighting technology

Bright reading light or cosy ambient lighting – made possible by the Carthago LED lighting technology. Numerous spotlights in the right locations and effective indirect lighting provide impressive effects. And this is also power-saving and long-lasting.



▲ **High-quality hinges / fittings**

In a Carthago, the furniture fittings, flap stays, drawers, door handles are of a high quality standard - just like at home. The demand for the highest quality, durability, function and exclusive design characterises the choice of these components.



▲ **Ergonomically perfect padding**

Make yourself comfortable! Top quality foams and covers with special dirt-repellent finishing are a prerequisite for comfortable sitting and relaxation.



▲ **Furniture from our own joinery**

Painstakingly manufactured and fitted, piece by piece – nothing wobbles or rattles. Extremely stable and designed for a long life thanks to the double connection technology.



▲ **Simply elegant: the Carthago dashboard**

The elegant leather covering of the moulded part of the dashboard combined with the high-quality ventilation vents underline the feeling of pure exclusivity. Colour coordinated depending on the interior design of the model series.



▲ **More than just a hint of luxury**

The Macchiato Performance and Sand Performance leather variants with diamond quilting pattern are reminiscent of exclusive yachts.



Visit your local Carthago dealer
and experience the Carthago
premium classes!

Presented by:

Carthago Reisemobilbau GmbH

www.carthago.com

Notes on the details in this catalogue: Changes may have been made to the product after the editorial deadline for this printed document in July 2019. Construction and design changes, differences in shade, as well as changes in the scope of supply on the part of the manufacturer remain subject to change during the delivery period. Differences in colour may be related to printing technicalities. Please note that the vehicles are sometimes pictured with special equipment that has an extra cost. For further technical details please see the price list, also for details about seating whilst driving, etc. This data complies with the German Road Traffic Regulations and Road Traffic Licensing Regulations.