

! BEST VAN IN CLASS

MALIBU VAN 2021



malibu
a company of carthago

The Malibu Premium Van

Malibu Van – the extra class

Model range

Models in Detail

! first class – two rooms

Living area / Worlds of Style

Kitchen

Washroom

Changing room

Bedroom

! comfort – the master of self-sufficiency

Living area / Worlds of Style

Kitchen

Washroom

Bedroom

! compact – everyday companion with short vehicle lengths

Living area / Worlds of Style

Kitchen

Washroom

Bedroom

! charming – exclusive models as coupé or GT skyview

Living area / Worlds of Style

Kitchen

Washroom

Bedroom

! family-for-4 – with hybrid pop-up roof

Added value promise

Interior & Exterior

Page 3

Page 9

Page 22

Page 34

Page 42

Page 46

Page 48

Page 58

WWW.MALIBU-VANS.COM



Interactive 360° views



Film with more information



Detailed information



You can also register for our newsletter and never miss any of the news!

There's a lot more to say about our vans than we can fit in the catalogue!
We therefore provide you with a great deal of additional information on our web site.
Get some inspiration and comfortably navigate through your dream motor home from home
or when you are on the move! Pay attention to the icons in our catalogue.



Patented – Leading by means of innovation!
Patent is specific to the model and country.

THE PREMIUM VAN FROM MALIBU. FOCUS ON QUALITY.



A unique success story covering more than four decades is behind Malibu. Karl-Heinz Schuler, the founder of the Carthago Group, developed the first Malibu vans back in 1979 – at the highest level with regard to innovation and quality. Within a short time, the company became Europe's leading independent van manufacturer. Embedded in the owner-operated Carthago Group, every Malibu Van now benefits from the innovative strength, top class technology and quality claim of the motorhome premium class.

This leads to the unique Malibu added value promise – a Malibu Van is always the “best van in class”. This means: more functionality, more comfort, more luxury, more storage space – simply more holiday.

The heart of Malibu beats in Carthago City. Discover the unique holiday quality of the Malibu Van for yourself in the Malibu Van Center. Even better: put your dream van to the test with our Test & Rent programme.

Carthago City in Aulendorf, Upper Swabia



MALIBU VAN: FOR THAT LITTLE BIT MORE

Do you want more? More travel comfort, more quality, more sophistication? If so, the Malibu van is your perfect holiday companion. It combines the compact dimensions of a van with the comfort claim of a large motorhome. There are many vans, but only one Malibu van. It is the van full of innovation. Be it in the concept or the detail – the experience of more than 40 years of motorhome construction and the ingenuity of its developers is in every Malibu van. The product of many years of work. You can feel it on every day of your holiday. For example, in the unique living and sleeping comfort, the unbelievably large and functional storage space which has been worked out to the last detail, in the complex and comprehensive main body insulation for travelling 365 days

of the year or in the extremely stable furniture construction with long-term quality. The carefully selected materials and high quality craftsmanship are the basis of an exceptionally exclusive design. The new Malibu Van first class - two rooms embodies this in a particularly impressive way, with a completely innovative room concept which impresses with lots of light, air, space and even a changing area with room dividers. It is the space wonder among vans. This all results in a clearly formulated premium claim: Malibu Van is the “best van in class”. The van and motorhome experts also agree: it was voted Motorhome of the Year in its category yet again in 2020. Malibu Van – the enjoyment of travelling in a unique Van.



BEST VAN IN CLASS – MALIBU IMPRESSES



“You can see straight away that the Malibu vans are stylish box-type vans with high quality equipment from top to bottom.”

Reisemobil International, 03/2020 & Camper Vans, 02/2020
(Test drive: Malibu Van Charming Coupé 600 DB)



“Everything looks a class better inside. Particularly since there is a large skylight just behind the panoramic window.”

AutoBild Reisemobil, 08/2019
(Test report: Malibu Van Charming GT)



“The double floor in the half dinette is also used as a storage compartment. The high-quality metal stays which Malibu uses everywhere stand out here.”

Reisemobil International, 03/2020 & Camper Vans, 02/2020 (Test drive: Malibu Van Charming Coupé 600 DB)



“The driver’s cabin has an open and airy effect.”

AutoBild Reisemobil, 08/2019
(Test report: Malibu Van Charming GT)



“The “integrated driver’s cabin” provides masses of space”. Just like the Charming GT, the Coupé does away with an overhead storage cabinet above the cockpit – creating lots of air and space above the seating group, just like a motorhome. ”

promobil online, 06/2020
(Introduction: Malibu Van Charming Coupé)



“Compact but plenty of room for luggage: it’s amazing how much will fit into the Malibu Van! With a sharp eye for detail, every possible niche has been transformed into usable storage space.”

AutoBild Reisemobil, 08/2019
(Test report: Malibu Van Charming GT)



“Behind the seating group there is ... the washroom, which is easily accessed via a sliding door. Because the toilet can be swivelled underneath the bed in the rear, there is even more room for showering. Thanks to the folding shower divider ... the only things that get wet are those that are supposed to. ”

Reisemobil International, 03/2020 & Camper Vans, 02/2020
(Test drive: Malibu Van Charming Coupé 600 DB)

MALIBU VAN MODEL SELECTION



! Malibu Van compact – everyday companion with short vehicle lengths of less than 6 metres from page 34


Driver's side



Passenger side



* Vehicle height with hybrid pop-up roof: 266 cm



- 540 DB**

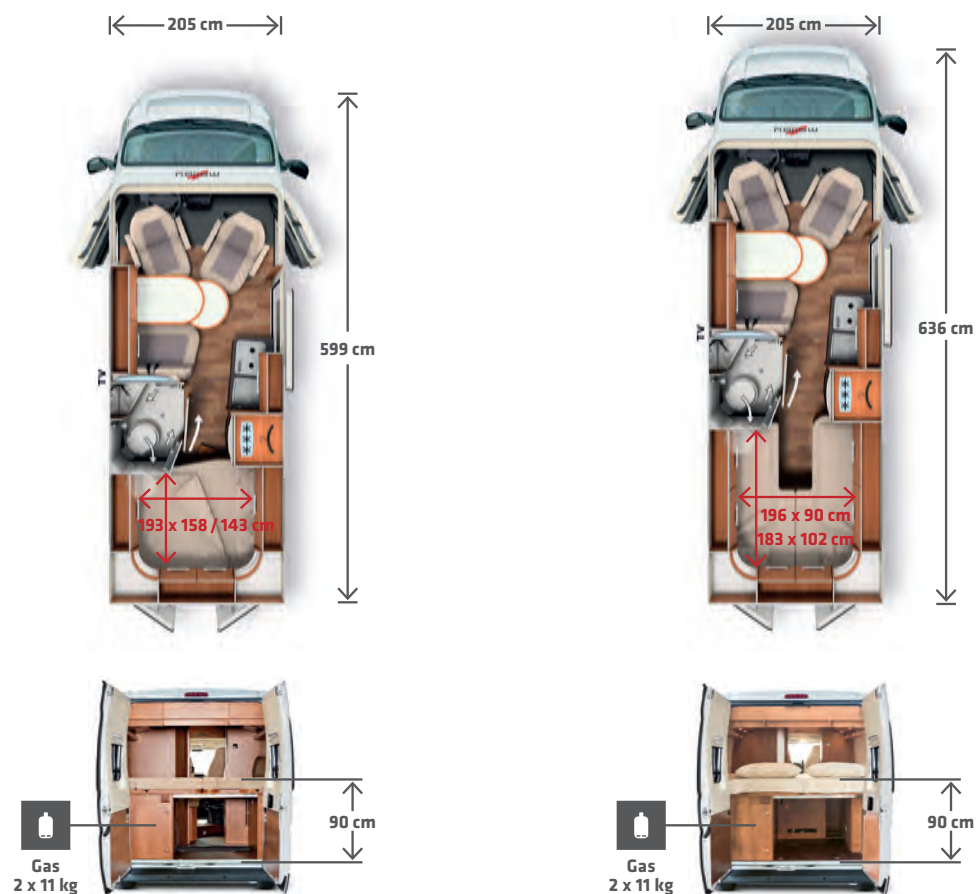
 - Short, compact vehicle, perfect for everyday use
 - Compact washroom
 - Linen cupboard / wardrobe above the rear bed
 - Low access to the transverse rear bed
- 600 LE**

 - Short, compact vehicle, large lengthways single beds
 - Compact washroom
 - Linen cupboard / wardrobe above the rear bed
 - Low access to the lengthways single beds



Malibu Van comfort – the master of self-sufficiency

from page 22



600 DB

- Spacious transverse rear bed
- Large lounge seating area
- Large fridge in separate combination cabinet
- Biggest 3-in-1 flexi-washroom in the class
- Extra-high wardrobe
- Large rear storage compartment

640 LE

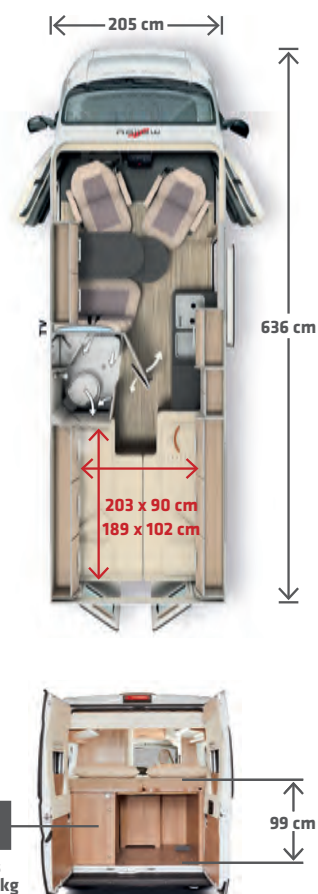
- Large lengthways single beds
- Large lounge seating area
- Large fridge in separate combination cabinet
- Biggest 3-in-1 flexi-washroom in the class
- Extra-high wardrobe
- Large rear storage compartment



Malibu Van first class – two rooms

from page 9

NEW
UNIQUE
INNOVATIVE



640 LE RB

- Two-room concept with changing room thanks to partitioning from the living area
- Perfect feeling of space thanks to the open plan layout
- Huge amount of storage space, universal tall cabinet and additional wardrobes and linen cupboards beneath the beds
- Lengthways single beds with sleeping length of up to 203 cm



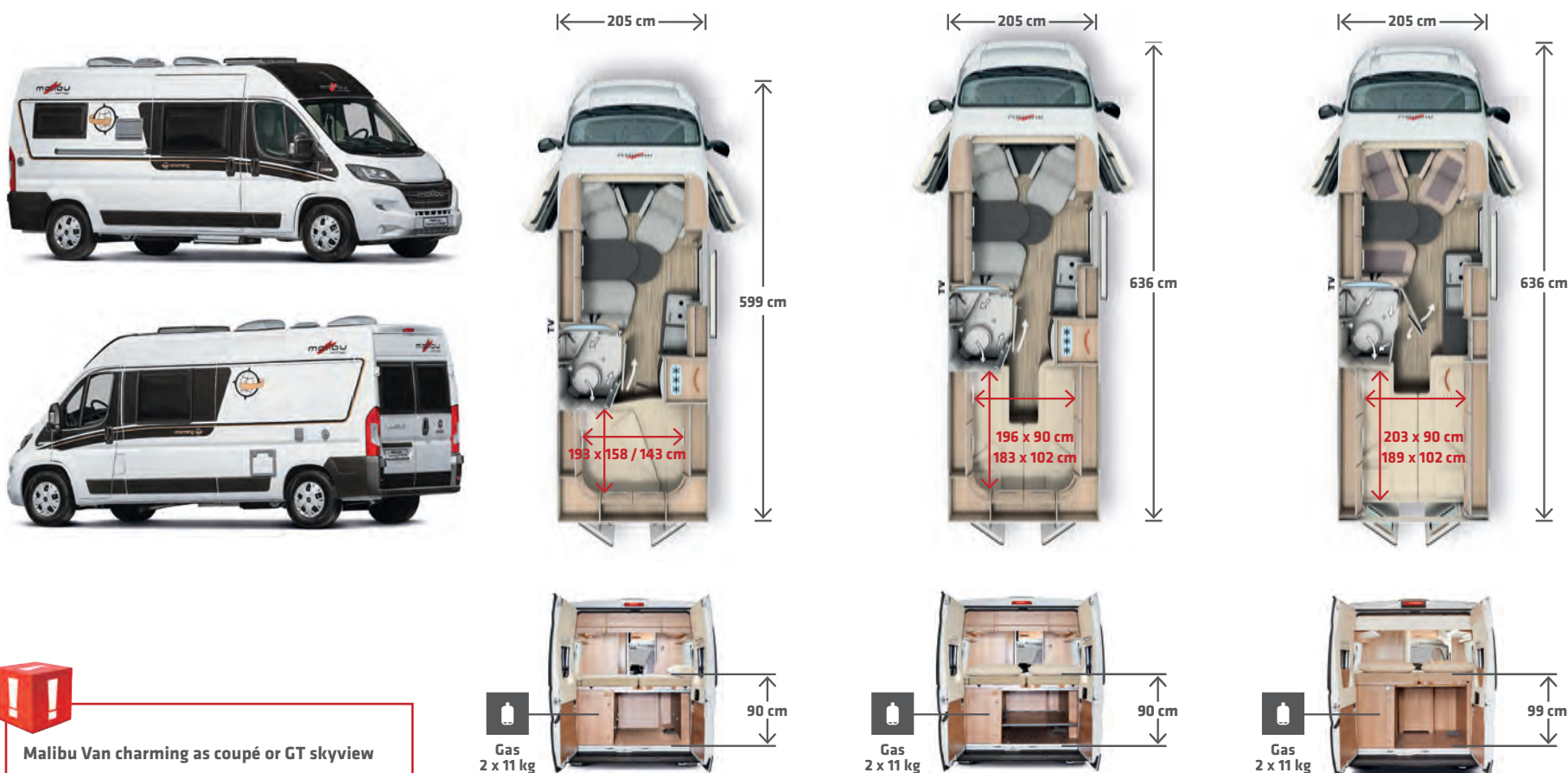
This model is also available as a Malibu Van family-for-4 with hybrid pop-up roof





Malibu Van charming – exclusive models as coupé or GT skyview with extravagant equipment

from page 42



Malibu Van charming as coupé or GT skyview with extravagant equipment:

- “charming” exterior decor
- 16" Fiat Ducato alloy wheels
- Radiator grille in high gloss black, headlight frames in black, lacquered bumpers
- Leather steering wheel and gear knob
- Indirect ambient lighting at driver and passenger sides
- Additional storage compartment in overhead storage compartment in entrance area
- Technical panel above entrance door

600 DB coupé or GT skyview

coupé:

The omission of the overhead storage compartment above the driver's cabin creates additional interior height as far as the lounge seating area, including continuous overhead storage cabinets at the sides and indirect accent lighting via LED light strips in the ceiling canopies

640 LE coupé or GT skyview

GT skyview:

Like the coupé version, but with panoramic roof dome and leather covered interior liner from driver's cabin to above the lounge seating area



This model is also available as a Malibu Van family-for-4 with hybrid pop-up roof





MALIBU VAN FIRST CLASS – TWO ROOMS

Unique and innovative floor plan with two-room concept and changing room, open feeling of spaciousness, tremendous freedom of movement, new washroom, huge and easily accessible range of storage compartments, and beds more than 2 metres in length.

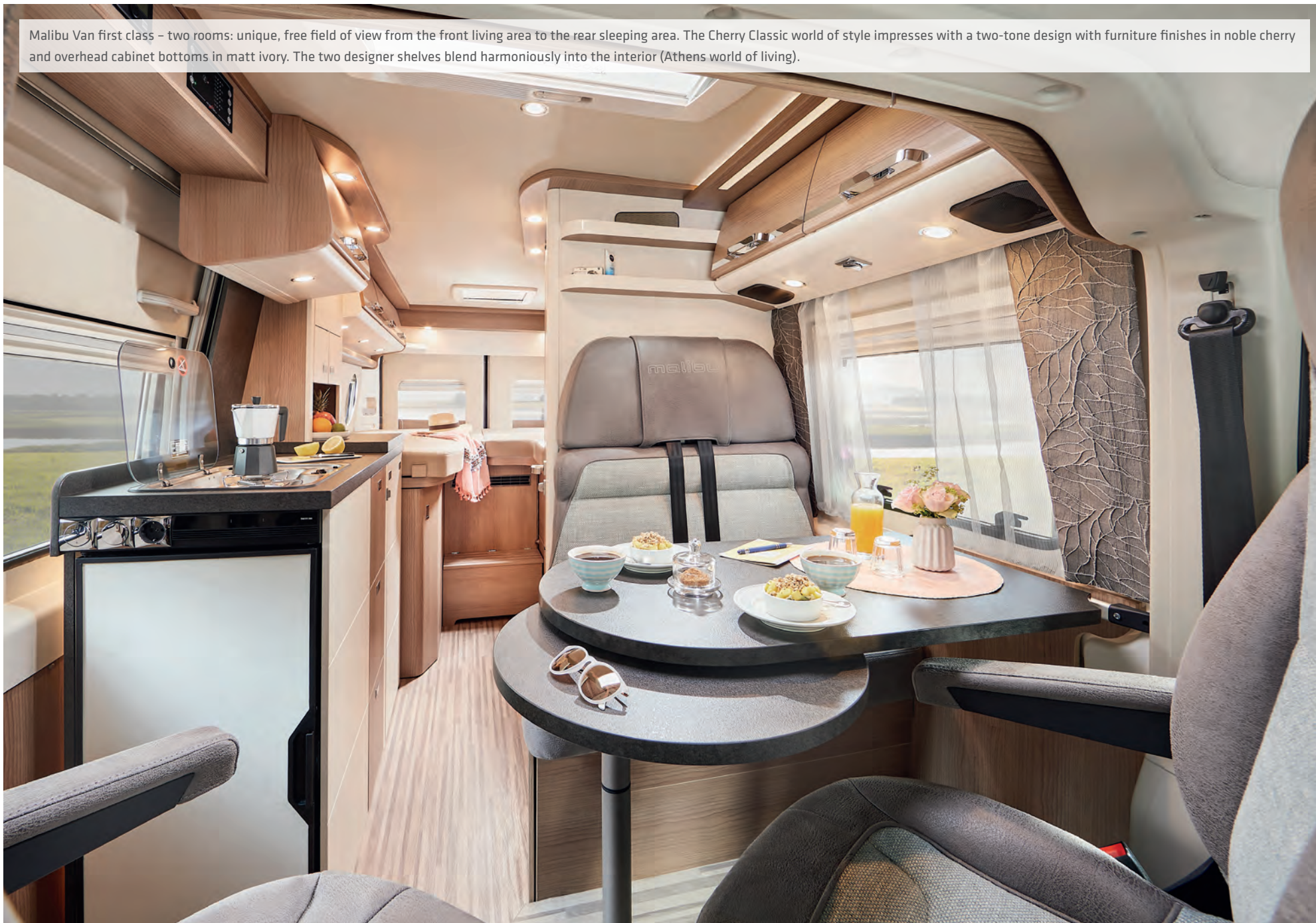
Model 640 LE RB



CHERRY CLASSIC WORLD OF STYLE

360°

Malibu Van first class - two rooms: unique, free field of view from the front living area to the rear sleeping area. The Cherry Classic world of style impresses with a two-tone design with furniture finishes in noble cherry and overhead cabinet bottoms in matt ivory. The two designer shelves blend harmoniously into the interior (Athens world of living).



CHERRY STYLE WORLD OF STYLE

Fresh and stylish: the Cherry Style world of style impresses with a two-tone design with furniture finishes in noble cherry and high gloss ivory fronts with wood applications, as well as overhead cabinet bottoms in matt ivory. A 24" LED flat screen can be optionally installed above the lounge seating area (Cairo world of living).



LIVING - OPEN FEELING OF SPACE

New lounge seating area opening geometry for increasing the passage width in the living area.



Two-room concept with changing room thanks to partitioning from the living area.





▲ A spacious lounge seating area is created by turning round the seats in the driver's cabin.



▲ Large storage compartment in double floor of lounge seating area with hatch and high quality hinges – quick and easy to access thanks to “One touch access”.



▲ Modern and practical at the same time: the two designer shelves above the lounge seating area.



▲ Optional 24" LED flat screen above the lounge seating area.



first class – two rooms – living advantages:

- Two-room concept with changing room thanks to partitioning from the living area
- Perfect feeling of space thanks to the open plan layout
- Large storage compartment in double floor of lounge seating area with hatch and high quality hinges – quick and easy to access with “One touch access”
- New lounge seating area opening geometry for increasing the passage width in the kitchen / living area
- Two designer shelves above the lounge seating area (unless LED flat screen option is chosen)
- 24" LED flat screen above the lounge seating area (optional)
- The ambient lighting can be switched on and off separately from the main lighting
- New Cherry Classic and Cherry Style worlds of style
- Also available as a charming model as coupé or GT skyview as well as a family-for-4 model with a hybrid pop-up roof

PREMIUM KITCHEN – MORE STORAGE SPACE, MORE WORK SURFACE

The kitchen of the Malibu Van 640 LE RB also contains details that give you some real benefits in your everyday life. The glass cover of the 2-ring hob provides an additional area for putting things onto.



✓ The three large drawers in the kitchen area and the universal tall cabinet, which can be used individually as a kitchen cabinet, linen cupboard or extra-high wardrobe, provide a tremendous amount of storage space. Additional work and storage area is provided by the incorporated sink cover.





▲ The powerful 84 l compressor fridge is integrated at the front of the kitchen in the entrance area. It is therefore conveniently accessible from both inside and outside.



▲ Large storage drawer at the front of the seat bench.



▲ Convenient access to the seat bench storage compartment from above without having to remove the upholstery using "One touch access".



first class – two rooms – kitchen advantages:


- Powerful compressor fridge with a capacity of 84 l integrated in the front of the kitchen in the entrance area, and therefore convenient access from inside and outside
- Large kitchen worktop with robust surface in slate effect
- Deep kitchen drawers, mounted on rollers with a soft closing mechanism
- 2-ring gas cooker with automatic ignition and a practical glass cover
- Integrated sink cover for additional work and storage area
- Large storage drawer for kitchen supplies at the front of the seat bench, behind which there is convenient access to the seat bench storage compartment from above without having to remove the upholstery using "One touch access"
- Pull-out waste bin integrated in seat bench (to the left of the storage drawer – with separate hygiene area)

FLEXI-WASHROOM 2.0 – EVEN MORE CONVENIENT



Swivelling toilet

The Malibu flexi-washroom 2.0 provides even more comfort and a considerable of space – whether it's being used as a washroom, toilet or shower room. Swivelling in the toilet creates a huge shower room, which can be partitioned off in a variety of ways using two sectional louvre doors.





▲ Two sectional louvre doors for simultaneous and variable partitioning of the washroom, toilet or shower cabinet from the changing room.



▲ Generous amount of headroom above washbasin.



▲ The small storage area recessed into the wall shows exactly how well thought-out the storage space solutions are.



▲ Many bathroom utensils can be stored in the practical washbasin base cabinet.



first class – two rooms – flexi-washroom 2.0 advantages:

- Washroom with room partitioning door and additional swivelling element for complete partitioning from the living room as a changing room
- Two sectional louvre doors for simultaneous and variable partitioning of the washroom, toilet or shower cabinet from the changing room
- Toilet can be swivelled in for maximum washroom utilisation, lots of room for washing hands and showering, toilet swivels invisibly into the parked position beneath the rear bed (recommended when using the changing room)
- Generous amount of headroom above washbasin
- Shelf above washbasin integrated in the rear wall
- Practical washbasin base unit

CHANGING ROOM – UNIQUE IN THE VAN CLASS

Unique two-room concept with a changing room thanks to room partitioning from the living area using a room partitioning door with a swivel element: open the room partitioning door as far as the stop next to the universal tall cabinet and lock it in place, therefore creating separate living and sleeping areas.



▲ Even more freedom of movement is created by means of the washroom wall, which swivels into the washroom.



▲ The sectional louvre door can now be used as an alternative for closing off the washroom.



▲ The universal tall cabinet can be used individually as a kitchen cabinet, a linen cupboard or an extra-high wardrobe. All functions can be combined.



▲ Extra-large wardrobe beneath the lengthways single bed at the driver's side, conveniently accessible from above and the front.



▲ The linen cupboard beneath the lengthways single bed at the passengers side is conveniently accessible thanks to a flap mechanism.




first class – two rooms – changing room advantages:

- The changing room is created thanks to partitioning from the living area by the room dividing door with swivel element
- More freedom of movement is provided thanks to the swivelling washroom wall
- The sectional louvre door can be used as an alternative for closing off the washroom
- The universal tall cabinet can be used individually as a kitchen cabinet, linen cupboard or extra-high wardrobe – all functions can be combined
- Two wardrobes, one of which is extra large beneath the driver's side lengthways single bed, conveniently accessible from above and the front thanks to the lift function and the separate mattress section
- Linen cupboards (dimensions L = up to 99 cm, W = up to 65 cm, H = up to 38 cm) beneath the passenger side lengthways single bed, conveniently accessible from above via a flap mechanism and "One touch access"

SLEEPING AREA - WHAT DREAMS ARE MADE OF

The lengthways single bed in the Malibu Van 640 LE RB impresses with extra large sleeping dimensions of up to 203 cm, and is conveniently accessible thanks to having wide access steps.





⚠️ Ventilated slatted frame and 7-zone cold foam mattress for outstanding sleeping quality.



⚠️ Convenient access to the bed thanks to the access steps (can be completely removed) even when using the sleeping area extension.



⚠️ The cold protection shields at the head end of the beds provide additional sleeping comfort.



⚠️ Overhead storage cabinets and corner shelves above the bed provide additional storage.



first class – two rooms – sleeping area advantages:

- Extra-long sleeping length of 203 cm at the drivers side, 189 cm at the passenger side
- 7-zone cold foam mattress for outstanding sleeping quality
- Ventilated sprung slatted frames across the entire width of the vehicle
- Convenient access to the bed via the access steps (can be completely removed) even when using the sleeping area extension
- Sleeping area extension with inlay padding between the lengthways single beds (optional)
- Cold protection shields at the head end of the beds
- Even more storage space thanks to overhead storage cabinets and corner shelves above the beds at the driver and passenger side
- Accessible rear storage space thanks to beds which fold up at both sides



MALIBU VAN COMFORT – THE MASTER OF SELF-SUFFICIENCY

Maximum self-sufficiency thanks to absorber fridge with automatic gas, 230 V or 12 V energy source selection, and significantly lower power consumption.

Models 600 DB, 640 LE



Classic and modern at the same time: the Cherry Classic world of style impresses with a two-tone design with furniture finishes in noble cherry and overhead cabinet bottoms in matt ivory (London world of living).



CHERRY STYLE WORLD OF STYLE

Fresh and stylish: the Cherry Style world of style impresses with a two-tone design with noble cherry furniture finishes and high gloss ivory fronts with wood applications, as well as overhead cabinet bottoms in matt ivory (Paris world of living).



TURIN WORLD OF STYLE

Classic and cosy: the Turin world of style with furniture finishes in wild pear and kitchen fronts in matt ivory (Ancona 21 world of living).



LIVING - LOTS OF SPACE AND THE MAXIMUM COMFORT

Large, cosy lounge seating area in the comfort models (Cherry style world of style, Paris world of living).





▲ Elegant entrance area with Malibu branding in chrome and indirect accent lighting.



▲ Optional 24" LED flat screen above the lounge seating area for convenient TV viewing at eye level.



▲ The large storage compartment in the double floor of the lounge seating area with hatch and high quality hinges provides lots of space.



comfort – living advantages:

- Large, cosy lounge seating area with perfect integration of the swivelling driver's cabin seats
- Living room table with swivel-out table top extension
- Large Midi-Heki skylight above lounge seating area
- Overhead storage cabinet above driver's cabin with front flap
- Extra large storage compartment in double floor of lounge seating area with hatch and high quality hinges – quick and easy to access with "One touch access"
- Elegant entrance area with Malibu Branding in chrome and indirect accent lighting
- Two designer shelves above the lounge seating area (unless LED flat screen option is chosen)
- Optional: 24" LED flat screen above lounge seating area
- The ambient lighting can be switched on and off separately from the main lighting

KITCHEN – MICHELIN STAR LEVEL

Expand your work and storage surface just as you need it: simply lift up the work surface on the left to the same height as the kitchen worktop; hang the sink cover onto the wall rail and use it as a cutting board or storage area (model 640 LE, Cherry Style world of style).



The 80 litre absorber fridge developed exclusively for Malibu can be operated with gas, 12 V or 230 V. Its installation depth, which is perfectly adapted to the exterior walls of the van, provides a considerable amount of passage width to the rear area.





▲ The three deep and extra-wide drawers close softly and gently thanks to the self and soft closing mechanism in household quality. The top drawer is equipped with a cutlery tray insert.



▲ Additional kitchen storage space is provided by the large storage drawer opposite the kitchen and the large storage compartment beneath the living area seat bench, which is accessible from above without having to remove the upholstery.



▲ The waste bin is separately integrated in the kitchen units, and is accessible from the outside and also from the living area.



comfort – kitchen advantages:

- Energy-efficient absorber fridge designed exclusively for Carthago with automatic energy switch for gas, electricity and battery, perfectly adapted installation depth for maximum passage width to the rear area
- Convenient access to fridge due to position at hand height
- Kitchen units positioned at ergonomic height
- Extra-wide and extra-deep kitchen drawers (also suitable for large pots and pans)
- Multifunctional sink cover with wall holder, usable as chopping board, extended surface or flush work surface
- Waste bin integrated into kitchen units
- Flush worktop extension with one-handed operation
- Large storage drawer and large storage compartment beneath the seat bench, accessible from above without removing the upholstery thanks to the special hinge
- Free passage from front to back thanks to washroom sliding door
- 2-ring gas cooker with automatic ignition and a practical glass cover

3-IN-1 FLEXI-WASHROOM – BIGGEST WASHROOM IN ITS CLASS



Swivelling toilet



The 3-in-1 flexi-washroom is the heart of our comfort models. It provides a considerable amount of room – when showering, using the toilet or using the washbasin.

✓ When the toilet is swivelled away, it creates a huge, completely separate shower room with an sectional door/folding elements.





➤ The small storage area that is recessed into the wall shows how well thought-out the storage space solutions are in every detail.

➤ Unobstructed passage is provided by the solid sliding door with ergonomic metal handle. Unlike a conventional hinged door, you therefore have maximum freedom of movement, whether the washroom door is open or closed.

➤ Washbasin, mirror, bathroom cabinet, toilet, shower – everything is conveniently situated in the 3-in-1 flexi-washroom.



comfort – 3-in-1 flexi-washroom advantages:

- Maximum comfort – whether using the shower, washing or toilet function
- Biggest washing and shower room in its class thanks to the swivelling toilet
- Sectional shower door separates the large shower room and keeps the surroundings dry – no sticky shower curtains as is often the case
- Mirrored cabinet above the washbasin
- Unobstructed passage from front to back and maximum freedom of movement thanks to the washroom sliding door
- Practical shelf above washbasin
- Washbasin base unit
- Micro-Heki skylight for optimum ventilation

SLEEPING - MORE RELAXATION

The 600 DB model has a transverse double bed with a comfortable size of 193 x 158/143 cm and an extra-high rear storage compartment beneath.



▲ The 600 DB model has pull-out access steps for easier access to the bed, which also partitions off the garage compartment.



▲ The extra-large wardrobe has a clothes hanger depth and an interior height of 100 cm.



▲ The all-round overhead storage cabinets in the rear provide lots of storage space for your belongings.



▲ The steps in the 640 LE make it easy to access the bed. They can be removed completely in order to use the rear storage compartment.



Enjoy the bed size of 196 x 90 cm / 183 x 102 cm in the 640 LE.



comfort – the advantages of sleeping:

- Biggest sleeping dimensions in its class for comfortable and relaxed sleep
- All-round overhead storage cabinets in the rear
- Maximum headroom and seat height above the beds despite the all-round overhead storage cabinets
- Large wardrobe beneath fridge with extra-high interior height of 100 cm and clothes hanger depth
- Roof and wall inner panelling with exclusive microfibre climate-enhancing covering
- Ventilated slatted frame and 7-zone cold foam mattress for excellent sleeping quality
- Convenient access to the bed via the access steps with additional storage compartment (can be removed and extended)
- Multifunctional rear storage compartment thanks to beds that can be folded-up at both sides
- High quality window panelling in rear area



MALIBU VAN COMPACT – EVERYDAY COMPANION WITH SHORT VEHICLE LENGTHS OF LESS THAN 6 METRES

Flexible all-rounder, particularly suitable for urban areas and ideal for use as a second vehicle.

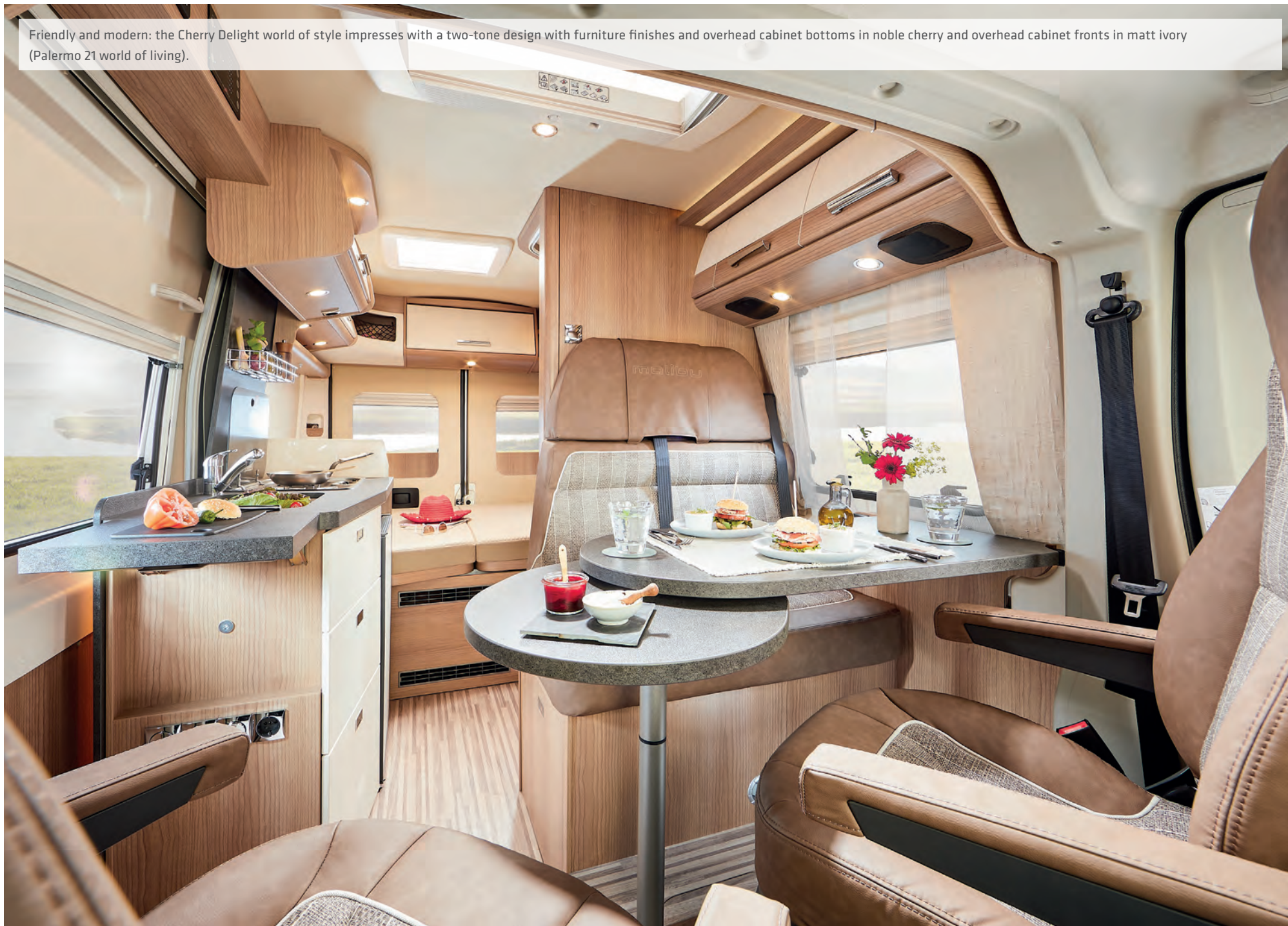
Models 540 DB, 600 LE



CHERRY DELIGHT WORLD OF STYLE

360°

Friendly and modern: the Cherry Delight world of style impresses with a two-tone design with furniture finishes and overhead cabinet bottoms in noble cherry and overhead cabinet fronts in matt ivory (Palermo 21 world of living).



COMPACT

TURIN WORLD OF STYLE

Classic and cosy: the Turin world of style with furniture finishes in wild pear and kitchen fronts in matt ivory (Santorin world of living).



LIVING - AS COSY AS BEING AT HOME



✎ The lounge seating area in the compact models. Cherry delight world of style, Palermo 21 world of living.



✎ In the compact models, the living area table can be safely stored in the overhead storage compartment when travelling.



Compact - living advantages:

- Lounge seating group with perfect integration of the swivelling driver's cabin seats
- Living room table with swivel-out table top extension
- Overhead storage cabinets above driver's cabin with front flap in which the living area table can also be stored when travelling
- Large storage compartment in double floor beneath the lounge seating area with hatch and high quality hinges – quick and easy to access
- Elegant entrance area with Malibu branding in chrome and indirect accent lighting
- Large Midi-Heki skylight above lounge seating group
- Optional: 22" LED flat screen above lounge seating area
- Ambient lighting can be switched on and off separately from main lighting

COMPACT KITCHEN – AN AMAZING AMOUNT OF SPACE

Our comfort models also have a fully equipped kitchen, with three large drawers and a powerful compressor fridge (model 540 DB, Cherry Delight world of style).



▲ Continuously level, no risk of tripping: more room to move in front of the kitchen area thanks to the one level floor which extends into the washroom. This is particularly advantageous for access to the fridge.



▲ The additional fold-out work surface lies flush on a single level.



▲ The large storage drawer beneath the living area seat bench opposite the kitchen provides additional kitchen storage space.



▲ The three deep drawers close softly and gently thanks to the self and soft closing mechanism in household quality. The top drawer is equipped with a cutlery tray insert.




comfort – kitchen advantages:

- Powerful 90 l compressor fridge
- Large kitchen work surface on a single level
- Multifunctional sink cover
- Three deep, spacious drawers with self and soft closing mechanism, additional storage drawer in living area seat bench
- 2-ring gas cooker with automatic ignition and glass cover
- Lots of space for access to fridge when wash-room door is open thanks to continuous one level floor

COMPACT WASHROOM – THE SPACE MIRACLE



▲ In the compact washroom, all functions are available with one touch – such as the practical, space-saving folding washbasin or the swivelling toilet.



▲ The shower can be completely separated off easily and conveniently using a swivelling element / sectional door. The result is a domestic style shower – unlike the shower curtains that are often used as standard.



comfort – washroom advantages:

- The swivelling toilet provides maximum comfort in a very small space
- The washbasin is simply swivelled out of the wall when it is needed
- A stable sectional door creates a domestic style shower with plenty of room in no time, and keeps the surroundings reliably dry

SLEEPING – COMFORTABLE, EXTRA-LOW REAR BED ACCESS

Despite its compactness, the model 540 DB provides impressive bed dimensions and a low bed access height of just 64 cm.



▲ There is plenty of room in the linen cupboard and wardrobe above the double bed (model 540 DB).



▲ There is a spacious linen cupboard and wardrobe above the single beds of the 600 LE.

At 64 cm, the access to the large lengthways single beds in the model 600 LE is extremely low and therefore very convenient.



comfort – sleeping advantages:

- Amazingly large sleeping area despite the short vehicle lengths
- Bed access height of just 64 cm
- Maximum headroom and seating height above the beds in spite of all-round overhead storage cabinets
- High quality window panelling in rear area
- The ceiling and wall surfaces are lined with an exclusive micro-fibre covering
- Ventilated slatted frame and 7-zone cold foam mattress
- Spacious wardrobe / linen cupboard in the rear area
- Multifunctional rear storage compartment thanks to beds that can be adjusted at both sides



MALIBU VAN CHARMING – EXCLUSIVE MODEL AS COUPÉ OR GT SKYVIEW

Extended room height in driver's cabin, living area with extravagant equipment.

Models 600 DB, 640 LE and 640 LE RB as coupé or GT skyview



✓ The Malibu Van charming coupé creates a unique feeling of spaciousness and a tremendous standing height thanks to the extended interior height in the driver's cabin and above the lounge seating area. Continuous overhead storage cabinets at the sides with indirect accent LED light strip and practical storage area above the driver's cabin (Cherry Classic world of style, Lissabon world of living).



360°

charming coupé – advantages:

- Completely new space and ride feeling
- Driver's cabin integrated in living area
- Real motorhome comfort
- Convenient access to driver's cabin and the driver's cabin seats swivelled into the living position
- Continuous overhead storage cabinets at the sides as far as the driver's cabin
- Indirect accent lighting via LED light strips in the ceiling canopies at the driver and passenger sides
- Exclusive charming special equipment

✓ Motorhome comfort in a Van: the Malibu Van charming GT skyview opens up a completely new space and ride feeling. With a panoramic roof dome above the driver and passenger seats, including high quality, synthetic leather-covered and backlit ceiling lining. Continuous overhead storage cabinets at the sides with indirect accent LED light strip (Cherry style world of style, London world of living).



360°

charming GT skyview – advantages:


- Omitting the overhead storage cabinet above the driver's cabin creates extended interior height as far as the lounge seating area with panoramic skylight and leather covered interior roof lining from the driver's cabin to the lounge seating area
- Unique feeling of spaciousness in the living area and the driver's cabin
- Tremendous amount of standing height
- Convenient access to driver's cabin and the driver's cabin seats swivelled into the living position
- Continuous overhead storage cabinets at the sides as far as the driver's cabin
- Indirect accent lighting via LED light strips in the ceiling canopies at the driver and passenger sides
- Exclusive charming special equipment



▲ The living area looks particularly stylish in the charming models with indirect ambient lighting at both sides (Cherry Classic world of style, Rome world of living).



▲ One of the many practical added values is the additional storage compartment in the overhead storage cabinet in the entrance area.



▲ Elaborate ambient lighting with indirect accent lighting in the entrance and lounge seating areas.



▲ Well thought-out details: the technical panel above the entrance door.



Exclusive charming special equipment:

- Choose from two driver's cabin design variants: coupé or GT skyview
- Choose from two worlds of style: Cherry Classic or Cherry Style
- Extended exterior decor with globe symbol and "charming" lettering
- 16" Fiat Ducato alloy wheels
- Radiator grille and headlight frames in high gloss black
- Bumpers lacquered in same colour as vehicle
- Leather steering wheel and gear knob
- Indirect accent lighting via LED light strips in the ceiling canopies at the driver and passenger sides
- Additional storage compartment in overhead storage compartment in entrance area
- Technical panel above entrance door



MALIBU VAN FAMILY-FOR-4

Four fully-fledged sleeping berths with pop-up roof in a unique hybrid construction, consisting of high-stability GRP/RTM hard foam/aluminium sandwich and plastic moulded parts at the sides.

Optional for models 600 DB, 640 LE, 640 LE RB





▲ In full glory: the Malibu Van family-for-4 model provides plenty of room – either as a couple or with the whole family.



▲ Plenty of room for dreaming thanks to sleeping lengths of up to 200 cm.



▲ Thanks to the access ladder, roof access is easy. If the ladder is not in use, it can easily be taken apart for stowing away.



▲ The additional premium window in the washroom provides outstanding ventilation.



360°

Pop-up roof with unique hybrid construction:

- Only in the Malibu: also as coupé or GT skyview
- Four fully-fledged sleeping berths, sleeping roof area: W 135 x L 200 cm
- Best insulation in the class: 30 mm sandwich construction (GFK/RTM hard foam/aluminium)
- Light weight of just 105 kg
- Extra-high pop-up angle for sufficient sitting height
- Extra-easy opening and closing thanks to dual pop-up mechanism
- Modern, personalised design with aerodynamic shape flow with two-tone design
- Front roof spoiler as standard (not GT)
- Convenient and large access area with synthetic leather edging
- Two spotlights inside the pop-up roof including light switch
- Window in side wall of washroom
- GRP roof covering “Protect” to protect the pop-up roof from hail and external damage



MORE VAN. MORE VALUE. MORE HOLIDAY.

A Malibu Van has unique characteristics and advantages which you will not find in any other van on the market. This added value which is typical of the brand can be felt and experienced every time on every tour that you make with your Malibu Van: with additional functionality, additional comfort, additional storage space and additional sense of well-being. That is our added value promise to you!



”
It is my major passion to develop ideas through to product maturity. The most important thing when doing this is to always provide these ideas with a real customer benefit. [...]
We want satisfied customers.

”
Karl-Heinz Schuler, founder and owner of the Carthago Group



Huge storage compartment with easy access



Motorhome technology in the Van class

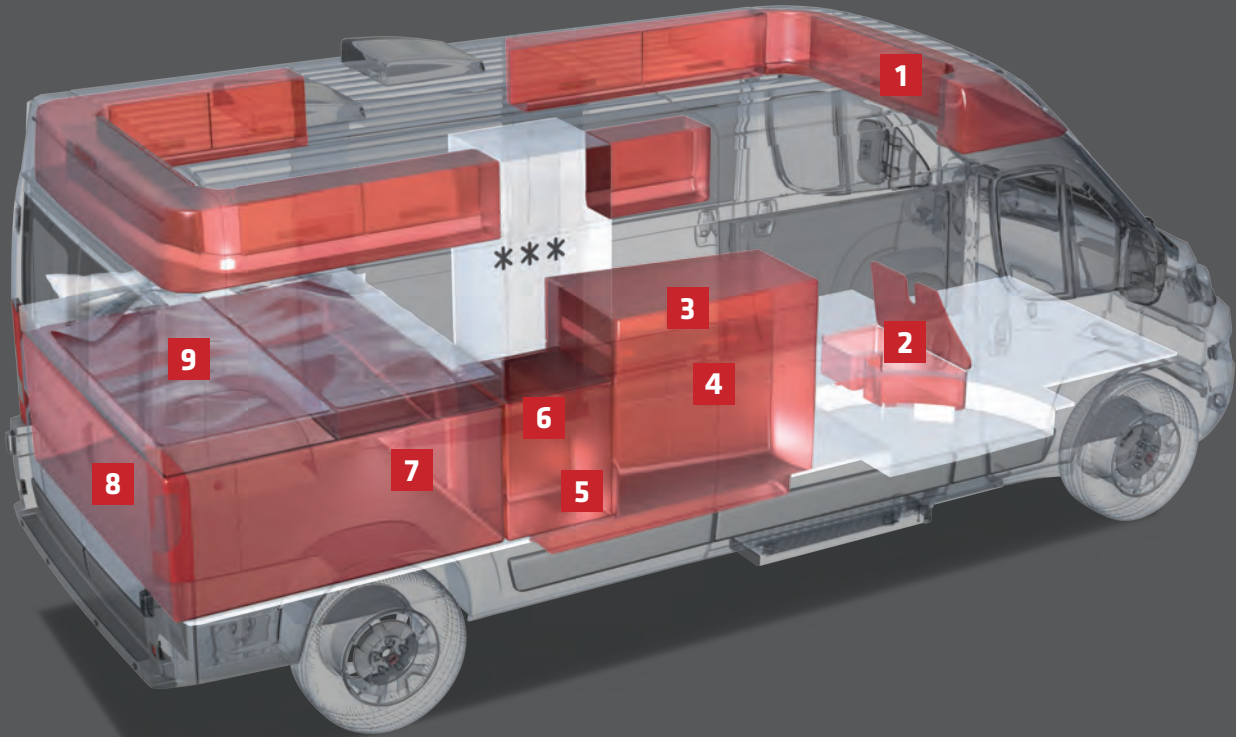


Best travel comfort in the Van class



High quality furniture construction with double connection technology

HUGE STORAGE COMPARTMENT WITH EASY ACCESS





- 1 Driver's cabin overhead storage cabinet with front flap**, can also be used to stow away the living area table in models 540 DB and 600 LE low-bed
- 2 Large storage compartment in double floor of lounge seating area** with hatch and high quality hinges, quick and easy to access
- 3 Large storage compartment beneath the living area seat bench opposite the kitchen**, easily accessible from above without having to remove the upholstery
- 4 Large drawer beneath the lounge seating area** opposite the kitchen
- 5 Separate, extra-high wardrobe and linen cupboard with clothes hanger depth**
- 6 Universal tall cabinet** as combined kitchen cabinet / linen cupboard or extra-high wardrobe
- 7 Storage space beneath the beds** with practical shelf
- 8 Removable double floor in rear storage compartment** (Optional)
- 9 Accessible rear storage compartment** thanks to beds which fold up at both sides

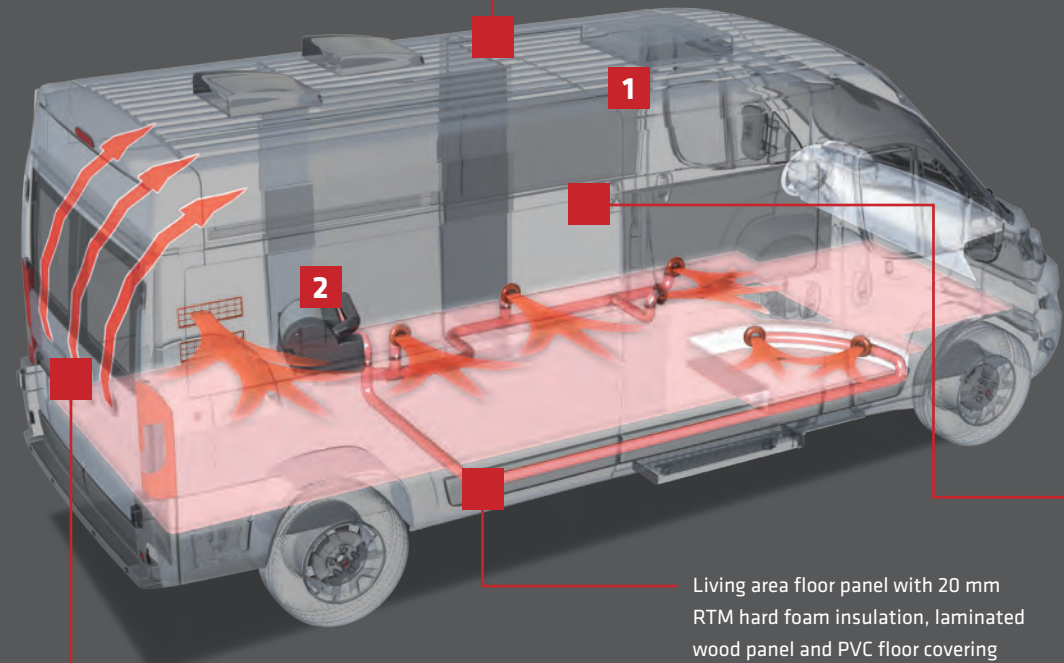
all details are model-dependent

MOTORHOME TECHNOLOGY IN THE VAN CLASS



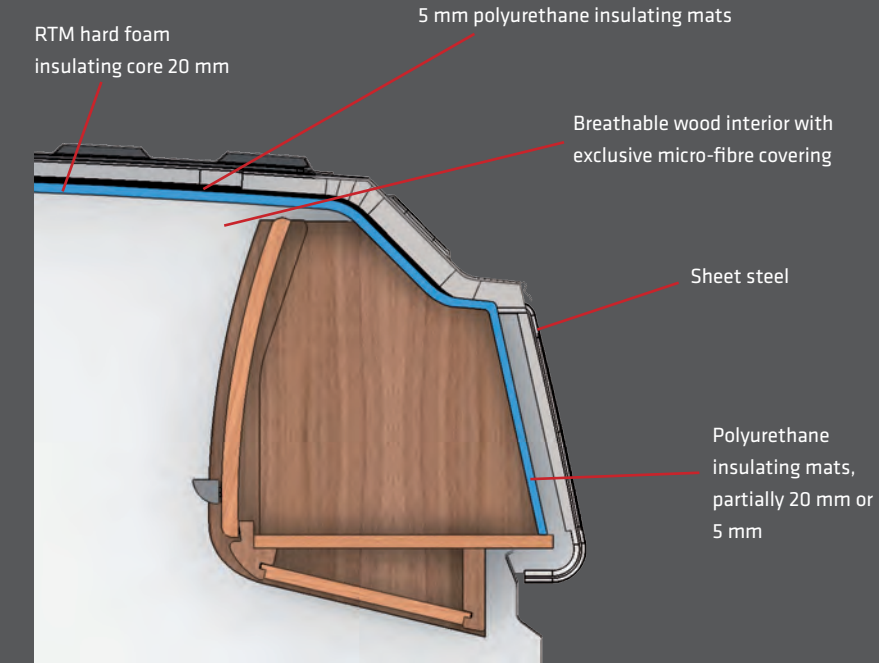
Malibu premium windows with surrounding frames and double sealing system for protection from rain and splash water, additional break-in protection and less driving noise.*

Inside of roof with 20 mm RTM hard foam insulation, breathable wood interior and exclusive micro-fibre covering

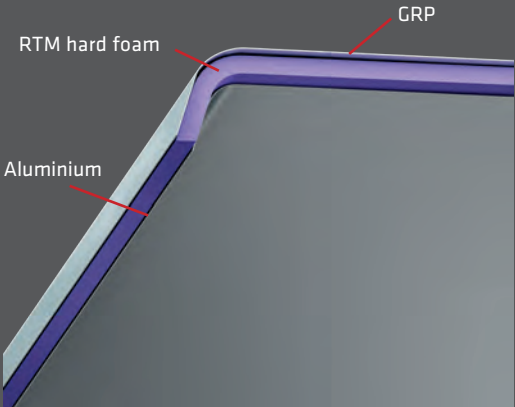


Rear wall / rear doors: cold bridge-free, lined with 20 mm polyurethane insulating mats

Living area floor panel with 20 mm RTM hard foam insulation, laminated wood panel and PVC floor covering



Malibu Van: elaborate main body insulation measures



Malibu Van hybrid pop-up roof with the best insulation concept in its class in sandwich construction with light weight


* not with rear windows and porthole windows

PERFECTLY INSULATED

All Malibu vans are insulated on the inside of the roof and the living area floor panel with a 20 mm thick RTM hard foam core. The material has lifetime effective insulation, since it is water repelling and therefore does not absorb moisture. The RTM hard foam has a high degree of heat insulating capability. It therefore provides protection from heat in summer temperatures, and insulates against the cold in winter. The side walls and main body frame members are also elaborately lined with polyurethane insulating mats in the Malibu Van in order to prevent cold bridges. It is therefore hardly surprising that the Malibu vans are among the best-insulated vans in their class.



- 1 Elaborate main body insulating measures:**
floor panel and ceiling panel with RTM hard foam insulation core. Protection from heat and cold, and secondary driving noise
- 2 Micro-fibre climate-enhancing covering**
on inner walls and ceiling – for optimum insulation and avoiding creaking noises while driving
- 3 6-year leak-free guarantee as standard¹**



BEST TRAVEL COMFORT IN THE VAN CLASS





4



6



5



7



- 1 Biggest washrooms in the class** with a completely separate shower
- 2 Large lounge seating area and unique feeling of spaciousness** with the exclusive coupé and GT skyview models with extended interior height
- 3 Biggest bed and sleeping lengths in the class for maximum sleeping comfort**, cold and impact protection at head end, ventilated slatted frame and 7-zone cold foam mattress for outstanding sleeping quality
- 4 Space-saving sliding door to washroom with ergonomic metal handle** – for unrestricted passage to living area, even with the door open
- 5 Elaborate ambient lighting** with indirect accent lighting in entrance area and lounge seating area (ambient lighting controllable separately)
- 6 Easy and silent sliding door closing** thanks to mechanical self-closing mechanism
- 7 Malibu Van family-for-4 models with pop-up roof** with unique hybrid construction

all details are model-dependent

HIGH QUALITY FURNITURE CONSTRUCTION WITH DOUBLE CONNECTION TECHNOLOGY





- 1 Double connection technology**, the furniture is screwed together and also mortised – for maximum stability and longevity
- 2 High quality, robust metal hinges** and fittings
- 3 Swing-out extension to kitchen worktop**, flush, no height difference
- 4 Clear furniture shapes** and modern design with two-tone look
- 5 Elegant designer shelf** above lounge seating area

all details are model-dependent

WORLDS OF LIVING

Antara fabric combination London



Antara fabric combination Paris



Antara fabric combination Santorin



Antara fabric combination Lissabon



Antara fabric combination Rome



Textile leather fabric combination Ancona 21



Textile leather fabric combination Cairo*



Textile leather fabric combination Palermo 21



* not with Turin world of style

Due to typographical reasons, colour deviations from the original are possible. To make your selection, ask your dealer partner for their sample book.

Microleather fabric combination Athen



Ivory part leather




Ivory leather 21



Chestnut part leather



Macchiato leather 21



Optional: Malibu world of sleeping & decoration set consisting of up to three decorative cushions (depending on model), a Jacquard house blanket with woven-in Malibu logo and a fitted sheet set to match the respective floor plan.




Advantages of the Malibu world of living:


- Highly effective stain protection: fluids do not penetrate into the fabric. The majority of stains can be easily wiped off with a damp cloth
- Excellent anti-fade properties
- Hard-wearing and easy-care
- Washable curtains and decorative cushion covers
- Antibacterial mattress cover

WORLDS OF STYLE


Turin



Cherry Delight



Cherry Classic



Cherry Style



World of Style	Model	compact (540 DB, 600 LE)	comfort (600 DB, 640 LE)	first class – two rooms (640 LE RB)	charming (600 DB, 640 LE, 640 LE RB)
Turin		●	●	–	–
Cherry Delight		○	–	–	–
Cherry Classic		–	○	●	●
Cherry Style		–	○	○	○

Key ● Standard ○ Optional – Not possible

EXTERIOR COLOURS AND ALUMINIUM WHEELS



White



Aluminium grey metallic



Iron grey metallic



Black metallic



Golden white metallic



Profondo red metallic



Blueline



Imperial blue



Tizian red



Lago blue metallic



New Batic Orange



Optional: 16" aluminium wheel for Fiat Ducato f35 light chassis



Optional: 16" aluminium wheel for Fiat Ducato f40 heavy chassis

Discover our Malibu vans
on our social media channels:



More information about Malibu can be found at
www.malibu-vans.com

Malibu GmbH & Co. KG | Carthago Ring 1 | 88326 Aulendorf | Germany
Tel. +49 (0)7525 / 9200-0



malibu
a company of carthago

Notes concerning the details in this catalogue: since the compilation of this catalogue in July 2020, changes may have been made to products. Construction and design changes, differences in shade, as well as changes to the scope of supply on the part of the manufacturer remain subject to change during the delivery period. Differences in colour may be related to printing technicalities. Please note that the vehicles are sometimes pictured with special equipment that has an additional cost. More technical information can be found in the price list.

¹ Please note the warranty conditions.