

PREMIUM CLASS

# INTEGRATED 2021



c-compactline | c-tourer | chic c-line | chic e-line | chic s-plus | liner-for-two

**carthago**<sup>®</sup>  
Das Reisemobil.

# Table of contents

<b>Carthago – more than just a company</b>	<b>4</b>
<b>The premium integrated motorhomes</b>	<b>12</b>
<b>The Carthago fascination of living</b>	<b>16</b>
<b>Model series overview</b>	<b>26</b>

## SUPER LIGHTWEIGHT PREMIUM CLASS



AL-KO



### **c-compactline Super Lightweight** **32**

The lightest motorhome of the integrated 3.5 t premium class, suitable for remote areas thanks to the 15 cm narrower exterior width and compact vehicle length

Models	44
Technology	49
Standard equipment highlights	54

## LIGHTWEIGHT PREMIUM CLASS



AL-KO



Mercedes-Benz  
AL-KO



### **c-tourer Lightweight** **56**

The all-rounder: lightweight models, also within the 3.5 t weight class, compact vehicle lengths

Models	70
Technology	77
Standard equipment highlights	82

## COMFORT PREMIUM CLASS



AL-KO



Mercedes-Benz  
AL-KO



### **c-tourer Comfort** **56**

The all-rounder: comfort models outside of the 3.5 t weight class, for fulfilling high comfort demands

Models	70
Technology	77
Standard equipment highlights	82

**Find out more at our Carthago website**  
**[www.carthago.com!](http://www.carthago.com!)**



Additional  
information



More in a film



Interactive  
panorama



## LINER PREMIUM CLASS



AL-KO



AL-KO DA



Mercedes-Benz  
AL-KO



### **chic c-line/chic c-line superior/chic c-line XL** **84**

The fascination of the Carthago Liner class:  
elegance, comfort and extravagance

Models	106
Technology	114
Standard equipment highlights	118



AL-KO



AL-KO DA



Mercedes-Benz  
AL-KO



Mercedes-Benz  
AL-KO DA



### **chic e-line/chic e-line XL** **120**

The jewel in the crown of the Carthago liner class:  
More comfort, more self-sufficiency,  
more independence

Models	142
Technology	148
Standard equipment highlights	152

**IVECO**  
**DAILY**

5.8 t/6.7 t



### **chic s-plus/chic s-plus XL** **128**

The crown jewel of the Carthago liner class with  
high-traction rear-wheel drive

Models	142
Technology	148
Standard equipment highlights	152



AL-KO



AL-KO DA

**IVECO**  
**DAILY**

5.8 t/6.7 t



### **liner-for-two** **154**

Round rear lounge seating group with electrically  
extendible TV lounge and unique 4-room concept

Models	162
Technology	166
Standard equipment highlights	170

### **The Carthago Worlds of Living** **172**

### **The Carthago Premium DNA** **176**

### **Powerful partners** **198**



Milestone in the liner class

1999 M-Liner



Liner on MAN bus chassis

2003 Mega-Liner



Entry into the European market

2004 chic integrated



Lightest premium motorhome

2008 chic c-line

## Carthago – More than just a company

Dear motorhome enthusiasts,

More than 40 years of the Carthago Group also means more than 40 years of the premium concept, diversity and technical know-how.

Much has grown in more than 40 years: our head office with production and a large sales exhibition in Aulendorf in Upper Swabia, and our plant in Odranci/Slovenia. The number of employees has also increased to more than 1400, we have more than 200 partners in Germany and abroad, and the diversity of our vehicles has expanded with numerous different models. However, one thing hasn't changed - Despite the use of state-of-the-art manufacturing methods, every Carthago has been manufactured with care and a considerable amount of craftsmanship and attention to detail for more than 40 years. We have put our heart and soul into the development of the Carthago Group. We are still a family-run company in which corporate groups and financiers don't

have a say. The only people we are indebted to are you, our customers. This independence was confirmed in 2014, when the Carthago family foundation was established.

We are proud to be one of Germany's top family-run companies. As part of a representative study, 1000 family-run companies with annual turnover of up to 1 billion Euros were analysed and evaluated in accordance with the criteria of trustworthiness, quality, innovation, sustainability and their image as a company and employer. Key figures concerning turnover and personnel development and also new patent registrations were also taken into consideration. The Carthago Group achieved 24th place in the overall ranking.







Development of lightweight construction technology

2012 c-tourer



Round lounge seating group in the rear

2019 liner-for-two



Premium in perfection

2020 chic e-line new generation



New basic vehicle

2020 Mercedes-Benz

The only people that the Carthago Group is indebted to are you, our customers. And we will remain a family-run company with a high level of motivation and passion, characterised by personal commitment. You can see this for yourself at trade fairs, at Carthago City or at one of our trade partners. We look forward to seeing you!

**Yours, Karl-Heinz Schuler**  
Founder, owner and foundation chairman



The Carthago management team behind the brand (from l-r)

**Johannes Stumpp** (Managing Director for Finances and Human Resources),  
**Karl-Heinz Schuler** (Founder, Owner and Foundation Chairman),  
**Bernd Wuschack** (Managing Director of Sales, Marketing and Customer Services),  
**Anton Fetscher** (Managing Director of Technology).

# The Carthago Premium DNA

*We find that  
only the  
best is good  
enough*



Carthago has been an independent family-run company and permanent feature at the pinnacle of the motorhome industry for more than 40 years. Company founder and owner Karl-Heinz Schuler talks about what constitutes the Carthago premium DNA, why every Carthago motorhome is something very special and what unites the two at the same time.

## ***Mr. Schuler, when did you decide to build motorhomes?***

**KARL-HEINZ SCHULER** Panel Van Conversions caught my attention on many occasions whilst I was studying. I examined them more closely at the time, and something became clear to me in an instant: we can do better than that! The foundations for Carthago were laid with this idea and motivation.

## ***Carthago has evolved into a premium manufacturer since 1979. Did you anticipate this success story at the time?***

**KARL-HEINZ SCHULER** No-one could have known at the time that we would be so successful, nor could it have been planned. Our goal was always to build the best high-end motorhomes. We want satisfied customers. Success and growth then follow naturally.

## ***What is your recipe for success?***

**KARL-HEINZ SCHULER** The secret of our success is the Carthago inventiveness. We are the leading innovator in the motorhome industry, we maintain our quality claim with every model series, and we are a pioneer within the industry time and time again. All of this is anchored in our Carthago premium DNA.

## ***What does Carthago Premium DNA stand for?***

**KARL-HEINZ SCHULER** Our Carthago premium DNA is our promise of value to our customers, it can be found in every one of our motorhomes and it is motivation and an obligation at the same time. It is characterised by the Carthago bodywork, the biggest storage space system in its class, the well thought-out heating and air conditioning technology, the highest payload reserves, our driving safety and visibility concept and the Carthago personality. We are simply exceptional: our materials, our connection technology and the weight and stability demands are even similar to those of aircraft technology. Quite rightly, every sixth integrated motorhome that is registered in Europe in the price class above 85,000 Euros is a Carthago. Because a Carthago is simply unmistakeable!

Long-lasting. High stability.

**Carthago Liner  
premium-class  
body construction**

Space guaranteed.

**Carthago double floor  
with huge storage  
compartment**

Well-balanced.

Optimum distribution.

**Carthago payload &  
weight and balance**



***How do Carthago drivers benefit from the premium DNA?***

**KARL-HEINZ SCHULER** Our core expertise is in motorhomes in the Liner premium class. This is because our 40 years of experience in this area flow into every stage of development and manufacturing. We think that only the best is good enough for the comfort and safety of our customers! Not only do we provide maximum durability and value retention, safety, protection and comfort. It is just as important to us to implement every idea and every innovation in practice and make everyday travelling as enjoyable as possible. This applies to all of our vehicles – be it a 3.5 tonne lightweight model or the liner class above the 3.5 t weight class. In this way, each Carthago motorhome becomes something special, and therefore a synonym for exclusivity and quality. Or, to put it simply, Carthago stands for “The Motorhome”.

***Carthago city in Aulendorf is the company headquarters. What makes it special?***

**KARL-HEINZ SCHULER** The fact that any potential customer has the opportunity to experience the Carthago premium DNA for themselves! All interested parties are welcome at Carthago City. A tour of the factory will give you an insight into perfect craftsmanship, combined with high-tech components and state-of-the-art manufacturing techniques. You can inspect the latest models at your leisure in our large showroom, arrange test drives and also rent motorhomes. It's worth making the trip to Aulendorf in Upper Swabia!

Safe on the road.

**Carthago driver's cab visibility concept with industry leading result**

Unique. Unmistakable.  
Extravagant.

**Carthago Personality**

Well-being – all year round.

**Carthago heating & air conditioning technology**







Carthago company headquarters in Aulendorf, Upper Swabia

# Carthago City

## Welcome

Down-to-earth and open minded at the same time, that is Carthago culture. We have remained true to our roots with the **company head-quarters in Carthago City** in Aulendorf/Upper Swabia, between Ulm and Lake Constance. As well as the manufacturing facility for our premium class motorhomes, a **large sales exhibition**, the service centre for end customers and service partners as well as the company headquarters are concentrated here. You can see the combination of perfect craftsmanship with high-tech components and state-of-the-art manufacturing techniques for yourself on a **factory tour**. Of course, you are also welcome to spend the night on one of the **company pitches**.

The Carthago premium motorhome deserves premium service. About **200 dealers and service**

**centres** throughout Europe look after you and your Carthago motorhome. Wherever you live, wherever you roam: Carthago is never far away! The initial contact is your local dealer, and a close-knit trade and service partner network is at your side throughout Europe during your travels.

All of our dealers and service centres are trained as **certified Carthago Partners** in a multi-level academy programme. However, exceptional situations don't stop at closing time. This is why Carthago has set up an emergency breakdown number using which travellers can obtain technical assistance with problems, even at the weekend and during public holidays.





Large sales exhibition in Carthago City



Take a look behind the scenes with a factory tour! Register your preferred date on our web site at [www.carthago.com](http://www.carthago.com)

# The clear assessment of the experts

## Award-winning Carthago motorhomes

As a technology and quality leader, Carthago sets standards in the motorhome industry time and time again. This has been confirmed in surveys and comparisons by the people who should know best: our customers. Their verdict is extremely important to us. We surveyed our customers using a scientifically supported representative method. More than 2,600 have replied, which in itself is an outstanding statistic and proof of the close con-

nection between you and Carthago. They particularly praise the exterior and interior design, storage space, furniture quality, sleeping comfort, driving safety and ride comfort. In other words, typical Carthago values which contain the Carthago Premium DNA. These values are also the criteria upon which our customers place the greatest value.



### PRESS OPINIONS

“More attractive, lighter and even better: Carthago has optimised the c-compactline and made it more attractive than ever.[...] High-class elegance: the interior of the c-compactline model series radiates a sophisticated ambience. [...] Form and Function: smart and spacious luxury washrooms with a separate shower room increase the sanitary comfort in the Carthago c-compactline.”

**Reisemobil International 07/2019,**  
c-compactline première

“At a mere 3.5 tonnes, the c-tourer weighs the same as a compact motorhome, but the German specialist also provides premium quality. [...] The c-tourer is the top model with regard to comfort: double floor for perfect insulation, skylight which brightens up the passenger area after a long day of sightseeing, and a state of the art washroom with the promise of relaxation and recovery.”

**Autonews Loisirs online 03/2020,**  
c-tourer I introduction

“Good visibility towards the front, many storage options and a high garage, long beds, a large water tank and ample battery capacity. [...] The chic c-line I 4.9 LE has room for a large wardrobe in the luxury washroom in the longer L-version.”

**Promobil 03/2020,**  
Introducing the chic c-line I new features





82%

point out the  
**sleeping comfort**

85%

highlight the  
**storage space**

89%

of owners praise the  
**interior design**

86%

like the **exterior design**.  
Typical Carthago:  
innovative v-face design

82%

appreciate the **furniture construction**, high stability  
and perfect workmanship

83%

praise the **layout variations**:  
comfortable, well-thought  
out, practical and elegant

Carthago drivers are impressed by their motorhome: we asked more than 5,000 of our customers how satisfied they were. The result of the vote is clear: desire and reality correspond at Carthago.



## PRESS OPINIONS

"Elegant and spacious: the interior of the liner-for-two is more reminiscent of a designer apartment than a motorhome. You can work quietly and comfortably in the office and television room in the front part of the vehicle. [...] Kitchen studio: the large liner-for-two kitchen has household dimensions and exemplary upscale equipment. [...] The high standard of the equipment and the outstanding workmanship quality speak for themselves."

Reisemobil International 06/2020,  
liner-for-two I 53


"With a Mercedes chassis, Carthago is now also fulfilling its premium promise down to the very basis of the vehicle. [...] The visibility is improved by a large windscreen. [...] New furniture design and revised overhead storage cabinets provide a modern look in the interior."

Promobil 02/2020,  
Introduction to the new features in the chic e-line on the Mercedes-Benz Sprinter

"The new equipment catches your eye in the living area, and the consistently continuous seamless design is clearly noticeable, from the new cockpit to the lounge seating group, the kitchen and the washroom to the sleeping area."

Mobilszene 04/2019,  
Introduction to the new features of the chic s-plus





Multi-functional insulating pleated windscreen blind, can be operated horizontally to allow it to simultaneously act as a sun blind, for privacy protection and as a blackout blind with insulation. An electric pleated windscreen blind with an individually programmable privacy and sun blind function is standard in the chic e-line and above.



Extra large seating groups with ergonomically designed seat upholstery, a living area table which is easy to move and rotate, and innovative TV pull-out systems.


## The fascination of the integrated premium class

### The Carthago core competence

The individual design of the Carthago premium integrated vehicles is eye-catching, even from a distance. On the road you can see both the landscape and the traffic thanks to the excellent visibility. Upon arrival you appreciate the extraordinary feeling of space. There are many reasons why more than 1 in 6 registered integrated motorhomes in the price category from € 85,000 and above in Europe is now a Carthago. You too can enter the world of integrated premium motorhomes!

You will appreciate the generous space of the living area and the perfectly integrated driver's cab. Space is the true luxury – enjoy it while living and relaxing in front of the TV, in the kitchen or in the separate changing room. And at night you are welcomed into the conveniently accessible drop-down bed above the front seats, or the rear beds with extra-large sleeping dimensions and extremely pleasant sleeping comfort.





Biggest drop-down bed in its class with generous sitting height and easy access via the side seat bench thanks to the lowered position, unique bed width of up to 160 cm.



Three-dimensionally designed front with flat angle = less air resistance, lower fuel consumption and less wind noise.



Driving safety: clear and functional design. Additional heating of the driver's cab area due to heated dashboard surface.



Driver's side door with extra-low door entrance and double locking security. Fuel tank flap seamlessly integrated in the side wall.

# All good things come in threes!

## Biggest range of chassis in the premium class

Are you looking for a premium motorhome which is perfect for you? We can offer you three different basic vehicles, depending on the model series and the model: Fiat Ducato with AL-KO low frame Carthago special and Mercedes-Benz as single or twin axle and Iveco Daily with robust high ladder frame, rear-wheel drive and dual wheels. All three basic vehicles have clearly defined advantages –

just pick the chassis which is the most suitable for your practical needs.

However, all chassis versions have one thing in common: in conjunction with the Carthago Premium DNA, motorhomes are created which have unique exclusivity and quality, and provide maximum safety. You can count on that!



AL-KO  
up to 4.8 t



AL-KO DA  
up to 5.4 t



### Fiat Ducato

Well-trying and comprehensively upgraded basic vehicle, light and extremely economical.

- + Light weight, front wheel drive
- + AL-KO low frame chassis with wide track
- + Powerful engines with a capacity of 2.3 l with output of up to 130 kW (178 HP) and torque of 450 Nm
- + Low emissions, emissions level Euro 6d-TEMP
- + Optional 9 gear ZF automatic transmission
- + Many safety and assistance systems (depending on main cab)
- + Permissible weight up to 4.8/5.4 tonnes as single or double axle vehicle
- + Optional for the c-compactline Super Lightweight, c-tourer Lightweight, c-tourer Comfort, chic c-line, chic e-line and liner-for-two model series



Mercedes-Benz

AL-KO  
up to 4.5 t



Mercedes-Benz

AL-KO DA  
up to 5.5 t



### Mercedes-Benz Sprinter

New and technically innovative basic vehicle with outstanding comfort.

- + Light weight, front wheel drive
- + AL-KO low frame chassis with wide track
- + Powerful engines with a capacity of 2.2 l up to 125 kW (170 HP) and torque of 400 Nm
- + Low emissions, emissions level Euro VI
- + Optional 9G-TRONIC automatic transmission
- + Many safety and assistance systems
- + Fuel-saving electro-hydraulic steering, practical electric parking brake
- + Comfortably equipped cockpit
- + Optionally with the unique state-of-the-art Infotainment system MBUX (Mercedes-Benz User Experience)
- + Permissible weight up to 4.5/5.5 tonnes as single or double axle vehicle
- + Optional for the c-tourer Lightweight, c-tourer Comfort, chic c-line and chic e-line model series

**IVECO**  
**DAILY**

5.8 t/6.7t



### Iveco Daily

Latest version of the heavy load specialist, extremely robust and load-bearing.

- + Extremely stable and robust high ladder frame
- + High-traction rear-wheel drive, dual wheels
- + High towed load up to 3,500 kg
- + extremely powerful engines with a maximum capacity of 3.0 l with output of up to 154 kW (210 HP) and torque of 470 Nm
- + Low emissions, emissions level Euro VI
- + Optional 8 gear ZF automatic transmission
- + Fuel-saving electro-hydraulic steering, practical electric parking brake
- + Permissible gross weight of up to 6.7 tons
- + Optional for the chic s-plus and liner-for-two model series
- + Iveco assistance package





**That is holiday:** large and comfortably designed XL lounge seating group with long sitting/sleeping sofa (XL models)

## The Carthago lounge experience

On the road, yet still at home: your Carthago is a sheer feel-good motorhome. With continuous one-level living area floor free of any tripping hazards. With maximum comfort from front to rear. Take a seat in the comfortable lounge seating group. Enjoy the seating comfort of the high quality and ergonomically perfect upholstery. Visitors are welcome – with its generous L-shaped seating group with opposing side seat bench, every

Carthago provides room for up to six guests. Or do you just want to relax and put your feet up? The position of the living room table is easy to change individually using a foot pedal. Extra-large flat screens turn the motorhome into a home cinema. In the driving condition, the monitor disappears into the backrest of the side seat bench via a clever pull-out system.





Cleverly integrated: the LED flat screen disappears behind the backrest



Sit and live in comfort: perfectly ergonomically designed padding supports your back



Luxury, reinterpreted: the large round lounge seating group in the Carthago liner-for-two, with optional 40" LED flat screen, electrically extending



Living area table: can be conveniently rotated and moved using a foot pedal



Kitchen area with plenty of room for movement, with ergonomically arranged and high-quality elements

## The Carthago professional kitchen

What's your pleasure – a small breakfast or a big meal? The Carthago kitchen will whet your appetite and make you want to cook. It never ceases to amaze: the kitchen of a Carthago is spacious and full of clever details that make the difference. The large fridge provides space and is conveniently positioned at hand height. The look, feel and functionality of the high-quality fittings and drawers in household quality are impressive.

The practical and spacious slide-out storage cabinet is cleverly designed. The lighting underneath the large work surface is attractive, and is useful when looking into the drawer underneath. The sink cover converts into a practical work surface with cutting board function. Thanks to the lift system developed by Carthago, the coffee machine disappears into the overhead storage cabinet, therefore saving space. A kitchen full of ideas - typical Carthago.





Ready for use, yet still stowed away ready to travel: optional capsule coffee maker which can be pulled out downwards, including cup set and capsule holder



Lots of room for travel provisions: the slide out storage cabinet



Sometimes a cover, sometimes an extension to the work surface, sometimes a practical cutting board: the sink cover



Exclusive designer bar cabinet with room for six glasses



The large fridge with door opening at both sides is positioned conveniently at hand height



### Combined washroom

with a large washroom and a round shower that can be partitioned off, in some cases with changing room or Vario swivelling washroom with changing room that can be partitioned off



### Luxury washroom

with shower and changing room opposite



## The world of Carthago washrooms

Be it the combined washroom, comfort washroom or luxury washroom - personal hygiene in a Carthago is a pleasant pastime rather than an unpleasant duty. The spacious shower rooms can be separated via a round sliding door in all combined washrooms. In the luxury washroom models, they are positioned opposite the washroom and accessible on a single level. A spacious separable changing room separates the living area and the sleeping area in front of the washroom.

The double function door in the luxury washroom is particularly ingenious – it can be used to partition off the toilet and the living area passage at the same time, giving you privacy at all times. The icing on the cake of the washroom experience are the washrooms in the XL models: almost unlimited amount of room, combined with elegant design elements. Thanks to the complete separation from the sleeping area and the living area using sliding doors, a true washroom paradise with a large wall mirror is created.






## XL Washroom


with open washing area, spacious rain shower and separate toilet room





### Changing room in luxury washroom models

with a changing room which can be partitioned off from the living and sleeping areas. The double function door which has been registered for patent allows the living area to be partitioned via a second door, whilst closing off the washroom with a second integrated door at the same time.



### Changing room in combined washroom models

makes it possible to partition off the changing room from the living area via the room dividing function of the washroom door. The bedroom can also be partitioned off via an integrated sliding door. The room-high wardrobe provides lots of storage space.

## The Carthago changing room

Almost all Carthago models surprise you with a room that other motorhomes don't have - the changing room. A quick twist is enough - by opening the washroom door to the opposite stop, this acts as a room partition to the living area. Separation in the direction of the sleeping area is achieved via a sliding door made from solid wood, or a pull-out room dividing and television wall. And there, between the living area and the bedroom, you create a changing room that is separated and protected from view at all sides. The wardrobe is installed at a practical reachable height and can be accessed from the changing room, and all you need to do to check your look in the mirror is turn around.





## Changing room in XL models

The jewel in the crown is the Carthago XL washroom: the extremely large changing room can be separated from the sleeping area and the living area via solid sliding doors or the washroom door.



Practical access to the wardrobes from the changing room from above and from the front thanks to the lift function





Just relax! You sleep comfortably in a Carthago motorhome thanks to large sleeping areas, high quality 7-zone cold foam mattresses and under springing systems

## The Carthago worlds of sleeping

Everything for a good night's sleep. And you can only enjoy the next day on holiday if you have had a good night's sleep. Carthago makes it comfortable for you: with the extra-large sleeping dimensions, spacious queen-size beds and the standard and extra-large drop-down beds in the integrated motorhomes. And also with the high quality 7-zone

cold foam mattresses and under springing systems. The many clever details are typical for Carthago: pull-out access steps, floor plan versions with low access to the beds, adjustable head sections for the queen-size and single beds and the sturdy drop-down bed. Just don't forget to get up when the next day of the holiday starts.



Adjustable head section for comfortable night time reading



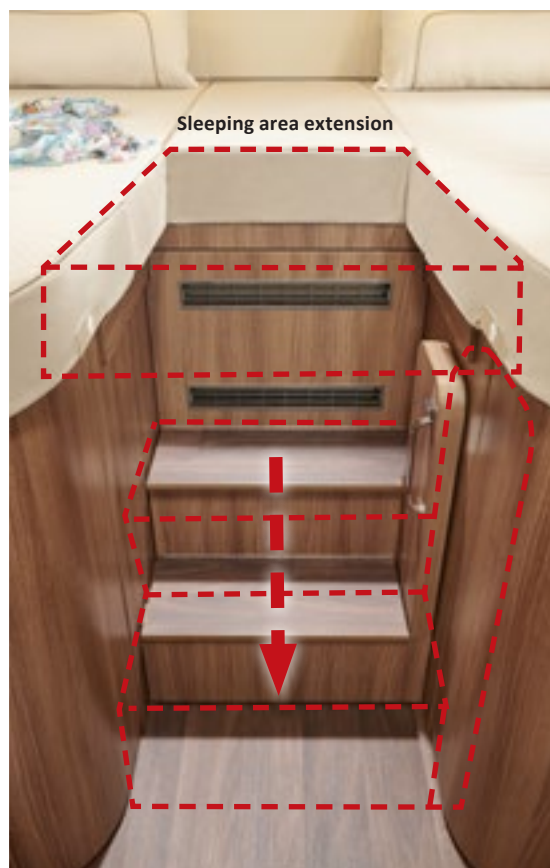
High-quality under springing systems, in this case the medically recommended Carawinx sleeping system



Room dividing and TV wall in central position



Room dividing and TV wall, open



Pull-out bed access steps (registered for patent approval), therefore easy access to the bed even when using the sleeping area extension, with wardrobes that are accessible from above in all positions



# Comparison of the Premium integrated vehicles



## Weight class / payload

Super lightweight  
premium class



### c-compactline Super Lightweight

The lightest motorhome of the integrated 3.5 t Premium Class, suitable for remote areas thanks to the 15 cm narrower exterior width and compact vehicle length

**Chassis:** Fiat Ducato with AL-KO low frame special light

**Dimensions:** Length 641 to 699 cm  
Width 212 cm  
Height 289 cm



Weight class:  
3.5 t–4.25 t



Lightweight  
premium class



### c-tourer Lightweight

The all-rounder: Lightweight models with short vehicle lengths within the 3.5 t weight class

**Chassis:** Fiat Ducato with AL-KO low frame special light, Mercedes-Benz Sprinter with AL-KO low frame, wide track rear axle 198 cm

**Dimensions:** Length 667 to 708 cm  
Width 227 cm  
Height of Fiat: 289 cm; Mercedes-Benz: 294 cm



Semi-integrated models in separate catalogue

Weight class:  
3.5 t–4.5 t



Comfort  
premium class



### c-tourer Comfort

The all-rounder: Comfort models outside the 3.5 t weight class, up to total weight of 4.5 t

**Chassis:** Fiat Ducato with AL-KO low frame special light, Mercedes-Benz Sprinter with AL-KO low frame, wide track rear axle 198 cm

**Dimensions:** Length 739 to 765 cm  
Width 227 cm  
Height of Fiat: 289 cm; Mercedes-Benz: 294 cm



Semi-integrated models in separate catalogue

Weight class:  
3.5 t–4.5 t



## Practically-oriented equipment is a matter of course as far as we are concerned. Also in our lightweight models!

Make comparisons and experience which vehicle provides which payload reserves with practical equipment. Because standard equipment and trip-related additional equipment must be taken into consideration in order to carry out an exact weight calculation. There are no surprises with Carthago, since comprehensive standard equipment is a matter of course as far as we are concerned!



Premium main body construction with aluminium support struts bonded over the entire surface and curved roof



High-stability ceiling/wall structure thanks to aluminium/aluminium sandwich and RTM hard foam insulation



Double floor, fully heated with underfloor heating effect, huge, heated storage compartment, scooter garage up to 1.20 m, loadable up to 350 kg



Single level living area floor, large L-shaped lounge seating group for up to 5 persons



133 l Slimtower or 153 l refrigerator at hand height with door that opens at both sides



Vario swivelling, combined or luxury washroom with separable round shower and changing room



Extra-large sleeping area, fixed beds with 7-zone cold foam mattress and sprung slatted frame





### Living comfort



**Vehicle width 2.12 m**  
**L-shaped lounge seating group** with **pull-out side seat** or **L-shaped lounge seating group** with **side seat bench\*** for 5 persons, swivel-out shoe cabinet  
**198 cm** standing height in living area  
Single level living area floor



### Kitchen comfort



Space-saving **galley kitchen** for short vehicle lengths / **corner kitchen\***  
133 l Slimtower refrigerator at hand height with door that opens at both sides



### Washroom comfort



**Vario swivelling washroom/combined washroom/compact luxury washroom with changing room\***, separable



### Sleeping comfort



**Fixed beds in the rear, drop-down bed in the driver's cab**, with the biggest sleeping area in the class  
Two-part heated and ventilated slatted frame, low bed access heights



**Vehicle width 2.27 m**  
**L-shaped lounge seating group** with **pull-out side seat** or **L-shaped lounge seating group** with **side seat bench\*** for 5 persons, swivel-out shoe cabinet  
**198 cm** standing height in living area  
Single level living area floor



Space-saving **galley kitchen** for short vehicle lengths/**corner kitchen\*** 133 l/153 l Slimtower refrigerator at hand height with door that opens at both sides\*



**Vario swivelling washroom/combined washroom with changing room\*/compact luxury washroom with changing room\***, separable



**Fixed beds in the rear, drop-down bed in the driver's cab** with the biggest sleeping area in the class, two-part heated and ventilated slatted frame, low bed access heights, pull-out access step with lengthways single beds\*



**Vehicle width 2.27 m**  
**L-shaped seating group** with **side seat bench\*** for 5 persons, swivel-out shoe cabinet  
**198 cm** standing height in living area  
Single level living area floor



**Corner kitchen** and **comfort corner kitchen\*** 153 l Slimtower refrigerator at hand height and with door that opens at both sides



**Combined washroom with changing room/comfort luxury washroom with changing room\***, separable



**Fixed bed in rear, drop down bed in driver's cab** with the biggest sleeping area in the class, two-part heated and ventilated slatted frame, low bed access heights, comfort pull-out access steps with lengthways single beds

## Real Liner in the 3.5 t class thanks to Carthago lightweight construction technology

Carthago provides you with several items of weight reference information for each motorhome:

- 1. Weight in ready-to-drive condition** in accordance with the DIN EN 1646-2 standard (including standard equipment)
- 2. Reference weight:** Motorhome in factory condition with recommended, practical additional equipment

### Calculation: Weight in ready-to-drive condition

Vehicle weight with standard equipment  
+ 75 kg for driver  
+ 10 kg personal luggage  
+ 90 % filled diesel tank  
+ 20 l filled fresh water tank\*  
+ 1 x 11 kg aluminium gas bottle  
+ Cable reel/connecting cable for power  
  
+ 10 kg additional equipment per meter length of the motorhome

### Calculation: Weight per passenger including luggage

75 kg weight per person  
+ 10 kg personal luggage

### EXAMPLE CALCULATION

#### **7 m long motorhome plus 1 passenger**

75 kg + 10 kg + 70 kg = 155 kg

#### **7 m long motorhome plus 3 passengers**

3 x 75 kg + 3 x 10 kg + 70 kg = 325 kg



### Self-sufficiency / capacity



**150 l** fresh water,  
**140 l** waste water,  
**1 x 80 Ah** gel battery (can be increased to 2 x 80 AH)  
Central water drain integrated in the double floor



### Double floor / storage space



**Double floor with huge, heated storage compartment, usable height up to 55.5 cm, exterior and interior access**  
Large, central through-loading space (interior height 22 cm) with extra-low double floor storage compartment (usable height 46 cm)  
Scooter garage interior height up to **120 cm**, loadable up to 350 kg



### Winter proofing / heating technology



**Truma Combi 6 warm air storage heating system**  
Double floor with **underfloor heating effect**



**150 l** fresh water,  
**140 l** waste water  
**1 x 80 Ah** gel battery (can be increased to 2 x 80 AH)  
Central water drain integrated in the double floor



**Double floor with huge, heated storage compartment, usable height up to 55.5 cm, exterior and interior access**  
Large, central through-loading space (interior height 22 cm) with extra-low double floor storage compartment (usable height 46 cm)  
Scooter garage interior height up to **120 cm**, loadable up to 350 kg, with Pedelec garage up to 124 cm



**Truma Combi 6 warm air storage heating system**  
Double floor with **underfloor heating effect**  
Optional: ALDE warm water central heating



**150 l** fresh water,  
**140 l** waste water  
**1 x 80 Ah** gel battery (can be increased to 2 x 80 AH)  
Central water drain integrated in the double floor



**Double floor with huge, heated storage compartment, usable height up to 55.5 cm, exterior and interior access**  
Large, central through-loading space (interior height 22 cm) with extra-low double floor storage compartment (usable height 46 cm)  
Scooter garage interior height up to **120 cm**, Loadable up to 350 kg, with Pedelec garage up to **124 cm**



**Truma Combi 6 warm air storage heating system**  
Double floor with **underfloor heating effect**  
Optional: ALDE warm water central heating

## c-compactline Super-Lightweight I 138 DB Individual freedom with weight of just 3.5 t\*

In ready-to-drive condition, including driver		Example luggage list for 1 driver + 1 passenger	
<b>Chassis package**</b> e.g. automatic air conditioning, cruise control	+ 33 kg	1x table + 4x camping chairs	25 kg
<b>Comfort package**</b> e.g. skylight, Slimtower refrigerator	+ 20 kg	1x barbecue + tongs	5 kg
<b>Media package**</b> with satellite system and 4 m awning	+ 82 kg	2x E-bikes	40 kg
<b>TOTAL READY-TO-TRAVEL WEIGHT</b>	<b>2,960 kg</b>	1x toolbox	10 kg
<b>POSSIBLE PAYLOAD Driver</b>	<b>540 kg</b>	1x gas reserve	15 kg
<b>1 passenger incl. luggage</b> (75 kg + 10 kg + 70 kg = 155 kg)	<b>155 kg</b>	<b>TOTAL</b>	<b>95 kg</b>
<b>Possible additional load</b> with 2 passengers	<b>385 kg</b>	<b>Remaining additional load</b> (= 385 kg payload – 95 kg packing list)	<b>290 kg</b>

Weight information is approximate. Weight deviations of up to 5% are possible and permitted.

\* model-dependent \*\* see Carthago Integrated price list for detailed package contents

# The liner premium class in comparison



## Weight class / payload



Weight class:  
Single axle:  
3.5 t–4.5 t (Fiat)  
4.2 t–4.5 t (Mercedes-Benz)  
Double axle:  
5.0 t (Fiat)/  
5.5 t (Mercedes-Benz)



AL-KO



AL-KO DA



Mercedes-Benz

AL-KO



Semi-integrated models in separate catalogue

## chic c-line/chic c-line superior/ chic c-line XL

The fascination of the Carthago Liner class: elegance, comfort and extravagance

**Chassis:** Fiat Ducato with AL-KO low frame special, XL models with double axle, Mercedes-Benz Sprinter with AL-KO low frame wide wheelbase rear axle 198 cm

**Dimensions:** Length 685 to 865 cm  
Width 227 cm  
Height of Fiat: 289 cm;  
Mercedes-Benz: 294 cm



AL-KO



AL-KO DA



Mercedes-Benz

AL-KO



Mercedes-Benz

AL-KO DA



## chic e-line / chic e-line XL

The crown jewel of the Carthago liner class: more comfort, more self-sufficiency, more independence

**Chassis:** Fiat Ducato with AL-KO low frame special, some models and the XL models with double axle, Mercedes-Benz Sprinter with AL-KO low frame; XL models with double axle, wide wheelbase rear axle 198 cm

**Dimensions:** Length 788 to 899 cm  
Width 227 cm  
Height of Fiat: 305 cm;  
Mercedes-Benz: 310 cm



Weight class:  
Single axle:  
4.5 t–4.8 t (Fiat)  
4.5 t (Mercedes-Benz)  
Double axle:  
5.0 t–5.4 t (Fiat)  
5.0 t–5.5 t (Mercedes-Benz)

**IVECO  
DAILY**

5.8 t/6.7 t



## chic s-plus / chic s-plus XL

The crown jewel of the Carthago liner class with high-traction rear-wheel drive

**Chassis:** Iveco Daily 5.8 t/6.5 t, robust high frame  
Rear wheel drive with twin wheels

**Dimensions:** Length 791 to 886 cm  
Width 227 cm  
Iveco Daily 5.8 t: 312 cm;  
Iveco Daily 6.7 t: 329 cm



Weight class:  
5.6 t–5.8 t / 6.7 t



AL-KO



AL-KO DA

**IVECO  
DAILY**

5.8 t/6.7 t



## liner-for-two

Round rear lounge seating group with electrically extendible TV lounge and unique 4-room concept

**Chassis:** Fiat Ducato AL-KO EA/DA  
Iveco Daily 5.8 t/6.5 t,

**Dimensions:** Length 783 to 855 cm  
Width 227 cm  
Height of Fiat: 305 cm; Iveco Daily 5.8 t: 312 cm; Iveco Daily 6.7 t: 329 cm



Weight class:  
Fiat single axle: 4.5 t–4.8 t  
Fiat double axle: 5.0 t–5.4 t  
Iveco: 5.6 t–5.8 t (I 53)  
Iveco: 6.7 t (I 53 L)





Living comfort



**L-shaped lounge seating group** with **side seat bench** (optional 5th seat belt location)  
**5.3 QB SL: Opposing side sofas**  
**XL Models: XL lounge seating group with sitting / sleeping sofa**  
**198 cm** standing height in the living area, single level living area floor, shoe cabinet



Kitchen comfort



**Corner kitchen / luxury corner kitchen\***  
**Slide-out storage cabinet** (height depending on model)  
**Coffee machine lift**  
153 l Slimtower refrigerator at hand height with door that opens at both sides



Washroom comfort



**Combined washroom / luxury washroom / XL washroom, changing room\*** separable by solid room partitioning doors  
**Sliding door to bedroom\***  
**Room high wardrobe\***



Sleeping comfort



**Fixed beds in rear, drop-down bed in driver's cabin**, with the biggest sleeping area in the class: **Carawinx sleeping system** with point elastic under springing  
Low bed access height  
Pull-out access step for lengthways single beds



**Large round seating group** with wide side seat bench (optional 5th seat belt location)  
**XL Model: XL lounge seating group with pull-out sitting / sleeping sofa**; Large round table,  
2 level room concept with **211 cm** standing height in the living area,  
single level living area floor, swivel-out shoe cabinet



**Corner kitchen/comfort corner kitchen** with pull-out kitchen worktop, worktop extension, **electric central locking** for the entire kitchen area, automatic locking while driving, **153 l refrigerator** with door that opens at both sides, designer bar cabinet(optional), coffee machine lift



**Comfort washroom / luxury washroom / XL washroom, changing room\*** separable by solid room partitioning doors  
**Sliding door to bedroom\***  
**Room high wardrobe\***



**Fixed beds in the rear, drop-down bed in the driver's cab**, with the largest sleeping dimensions in the class, queen-size beds in king-size format 200 cm  
**Carawinx sleeping system** with with point elastic under springing system, low bed access heights  
and pull-out access step for lengthways single beds



**Large round seating group with pull-out sitting / lounge sofa** (optional 5th seat belt location)  
**XL Model: XL lounge seating group with pull-out sitting / sleeping sofa**; Large round table,  
2 level room concept with **211 cm** standing height in the living area,  
single level living area floor, swivel-out shoe cabinet



**Comfort corner kitchen** with pull-out kitchen worktop, worktop extension, **electric central locking** for the entire kitchen area, automatic locking while driving, **153 l refrigerator** with door that opens at both sides, designer bar cabinet (optional), coffee machine lift



**Comfort luxury washroom/XL washroom, changing room\*** Separable by solid room partitioning doors  
**Sliding door to bedroom\***  
**Room high wardrobe\***



**Fixed beds in the rear, drop-down bed in the driver's cab**, with the largest sleeping dimensions in the class, queen-size beds in king-size format 200 cm  
**Carawinx sleeping system** with point elastic under springing system, low bed access heights  
Pull-out access step for lengthways single beds



**Round rear lounge seating group** with **electrically extendible TV lounge**  
TV sideboard  
**40" LED flat screen** electrically extendible  
**198 cm** standing height in living area,  
**182 cm** in round seating group



**Curved kitchen** with **raised kitchen work surface** in vertical waveform  
**Slide-out storage cabinet**  
**Coffee machine pull-out**  
153 l Slimtower refrigerator at hand height with door that opens at both sides



**Comfort luxury washroom, changing room**, separable, **sliding door** to driver's cabin, **washroom door** to living area, **room-high wardrobe**



**Drop-down bed with lengthways single beds with electric lowering facility** and continuous sleeping area, sideboard with deep drawers at driver and passenger sides  
**Carawinx sleeping system** with point elastic under springing, pull-out steps



## Self-sufficiency / capacity



**170 l** fresh water,  
**140 l** waste water,  
**2 x 80 Ah** gel battery



## Double floor / storage space



**Double floor with huge, heated storage compartment**, usable height up to 70 cm, exterior and interior access  
 Large, central through-loading space (interior height 22 cm) with extra-low double floor storage compartment (usable height 46 cm)  
 Scooter garage: Interior height up to **120 cm**, loadable up to 350 kg, with Pedelec garage up to **124 cm**



## Winter proofing / heating technology



**Truma Combi 6 warm air storage heating system, double floor** with underfloor heating effect  
 Optional: ALDE warm water central heating (XL models)



**235 l** fresh water,  
**185 l** waste water,  
**2 x 80 Ah** gel battery (can be increased to 3 x 80 AH)



**Double floor with huge, heated storage compartment**, usable height up to 70 cm, exterior and interior access  
 Large, central through-loading space (interior height 22 cm) with deeply lowered basement storage compartment (usable height 46 cm)  
 Scooter garage: Interior height up to **132 cm**, loadable up to 450 kg



**Alde hot water central heating, double floor** with underfloor heating effect  
**Carthago driver's cabin thermal concept**



**235 l** fresh water,  
**200 l** waste water,  
**2 x 80 Ah** gel battery (can be increased to 3 x 80 Ah),  
 Optional: ceramic fixed tank toilet



**Double floor with huge, heated storage compartment, usable height** up to 78 cm.  
 Exterior and interior access  
 Large, central through-loading space (interior height 20 cm) with basement storage compartment (usable height 20 cm)  
 Scooter garage: Interior height **up to 145 cm**, loadable up to 450 kg



**ALDE warm water central heating Double floor basement** with underfloor heating effect  
**Carthago driver's cab thermal concept**



**215 l** fresh water,  
**180 l** waste water,  
**2 x 80 Ah** gel battery (can be increased to 3 x 80 AH)



**Double floor with huge, heated storage compartment**, usable height up to 57 cm  
 Exterior access and interior access  
 Large, central through-loading space (interior height up to 36 cm) with large double floor storage compartment (usable height up to 36 cm), easily loadable via large, adjustable living area floor hatch, extra-deep double floor external storage compartment (height 63 cm, width 110 cm)  
 Scooter garage: Interior height up to **145 cm**, loadable up to 450 kg



**ALDE warm water central heating Warm water underfloor heating in seating area, double floor basement** with underfloor heating effect,  
**Carthago driver's cab thermal concept**





AL-KO

# c-compactline

## Super Lightweight

## The lightest motorhome of the integrated 3.5 t Premium Class

Suitable for urban areas thanks to the 15 cm narrower exterior width and the compact vehicle lengths

Lightweight does not mean having to forego anything! At least not with Carthago! The c-compactline Super-Lightweight sets the standard in the 3.5 t weight class, without making compromises with regard to quality and comfort.

3,5 t



### Weight class

- + Light and agile: external width of just 2.12 m and short vehicle lengths
- + Carthago lightweight technology – outstanding payloads, also in the 3.5 t weight class
- + Loadable up to 4.25 t

4,25t



AL-KO

### Chassis

- + Fiat Ducato with AL-KO low frame 35 light/40 heavy.
- + Safety packages as standard: Airbag, ESP, ABS, ASR, electronic immobiliser, hill holder, Traction Plus, Hill Descent Control
- + Carthago driver's cab visibility concept



### Living comfort

- + "Smartline" furniture design - adapted to the narrow vehicle width for maximum living comfort and more freedom of movement
- + Stepless, continuous floor in living area
- + L-shaped lounge seating group with side seat bench, pull-out side seat\* and rectangular living area table with chrome piping
- + Kitchen with six large drawers, professional gourmet hob and round sink
- + Washroom solutions: maximum comfort in a small space
- + Rear beds with extra-large sleeping dimensions



#### Storage space

- + Double floor with huge, heated storage compartment, usable height up to 55.5 cm
- + Outside access via several large hatches, convenient access from the inside via the seat bench cover of the L-lounge seating group
- + Large, central through-loading space (interior height 22 cm) with extra-low double floor storage compartment (usable height 46 cm) with large living area floor hatch
- + Scooter garage: Interior height up to 120 cm, loadable up to 350 kg



#### Self-sufficiency / technology

- + 150 l fresh water, 140 l waste water
- + 1 x 80 Ah gel batteries (can be increased to 2 x 80 AH)



#### Air conditioning/heating

- + Truma Combi 6 warm air storage heating system
- + Double floor with underfloor heating effect



# c-compactline

Super Lightweight



**c-compactline Super-Lightweight I 141 LE** in epic two-tone world of style and Barcelona 21 world of living with option of drop-down bed omission





## Living area features

- + "Smartline" furniture design – perfectly adapted to the narrow vehicle width – with overhead storage cabinets in vertical waveform, maximum living comfort, elegance and more freedom of movement
- + epic bicolor world of style with furniture surfaces with a modern bicolor look
- + Indirect ambient lighting with separate control from the main light, numerous spotlights with LED lighting technology
- + Biggest drop-down bed in its class above driver's cab measuring 180 x 160 cm
- + Easy storage compartment access without removing the upholstery via the seat bench cover of the L-shaped lounge seating group with patented fitting and swing-up side seat bench.



Model I 141 LE

### L-shaped lounge seating group with pull-out side seat

- + TV cabinet via L-shaped lounge seating group for optional 24" LED flat screen
- + Easy access drop-down bed above side seat



TFT pull-out system in overhead storage cabinet above the seating group



Model I 138 DB, I 143 LE

### Large L-shaped lounge seating group swing-up side seat bench

- + TV cabinet via L-shaped lounge seating group for optional 24" LED flat screen or optional elegantly integrated TV cabinet for 32" LED flat screen
- + Easy access drop-down bed above side seat bench
- + Swivel-out shoe cabinet with holding system integrated in plinth of seat bench, including LED mood lighting



The picture shows an elegantly integrated TV cabinet including a 32" LED flat screen (optional)



Models I 144 LE, I 144 QB

### Large L-shaped lounge seating group swing-up side seat bench

- + TV wall bracket in entrance area for optional 24" LED flat screen
- + Easy access drop-down bed above side seat bench
- + Swivel-out shoe cabinet with holding system integrated in plinth of seat bench, including LED mood lighting



TV holder in entrance area





c-compactline Super Lightweight I 143 LE in epic bicolor world of style and Rome world of living



Large L-shaped lounge seating group with side seat bench in Rome world of living (I 143 LE)



c-compactline Super Lightweight I 141 LE with option of omitting drop-down bed in favour of all-round overhead storage cabinets with Barcelona 21 world of living



## Kitchen highlights

- + Kitchen units with six large drawers and integrated waste bin
- + Divided drawers for convenient access
- + Sink cover embedded flush in the surface, can be used as additional work surface/chopping board
- + Optional: Capsule coffee maker with pull-out system in overhead storage cabinet in vertical waveform



Models I 138 DB,  
I 141 LE, I 143 LE

### Space-saving galley kitchen

- + Short vehicle length
- + 133 l Slimtower fridge with door opening at both sides and separate freezer compartment
- + "Professional Gourmet" 3-ring hob with glass cover for additional surface space, and stainless steel top
- + Raised kitchen worktop for visual room partitioning and as additional storage area



Models I 144 LE, I 144 QB

### Corner kitchen

- + Large work surface
- + 133 l Slimtower fridge with door opening at both sides and separate freezer compartment opposite
- + "Professional gourmet" 3-ring hob with divided glass cover, robust cast iron trivet and easy-clean glass top
- + Raised kitchen worktop for visual room partitioning and as additional storage area
- + Kitchen unit with ambient plinth lighting from below



"Professional Gourmet" 3-ring hob with divided glass cover for additional storage space (model dependent)



Sink cover is a practical storage area and an additional work surface with cutting board function



Space-saving galley kitchen with 133 | Slimtower fridge at hand-height (I 138 DB, I 141 LE, I 143 LE)



Optional: Capsule coffee maker with pull-out system in overhead storage cabinet



Six large drawers provide lots of room for kitchen utensils



Spacious corner kitchen with large work surface and integrated ambient plinth lighting from below (I 144 LE, I 144 QB)

## Washroom and changing room highlights

- + Different shower room concepts with practical convenience in as small a space as possible
- + Solid washroom door with interior hinges, metal handle and door lock
- + Shower room can be completely separated from the washroom whilst showering
- + Mini-Heki skylight in washroom



Model I 141 LE

### Vario swivelling washroom with separable changing room

- + Interior swivel wall and sliding shower door – a large shower room is created with just two manual operations
- + Separation from living area by the shower room door, creating a changing room
- + Large mirror with backlighting, additional cabinet element with shelf arrangement and storage spaces



Spacious shower room




Model I 138 DB, I 143 LE

### Combined washroom

- + Large, round shower that can be separated via a sliding door
- + Large mirror storage cabinet with shelves
- + Spacious wash stand base unit
- + Changing area separable via washroom door (I 143 LE only)
- + Integrated shower shelf and towel rail in the roof light



Round shower



Models I 144 LE, I 144 QB

### Compact luxury washroom with changing room


- + Large washroom/toilet room
- + Shower opposite
- + Shower insert with same design as living area floor, removable for showering
- + Large mirror storage cabinet with shelves
- + Changing area can be separated from living room via sliding door



Luxury washroom with changing room (I 144 LE)




Luxury washroom with shower opposite and sliding door for room partitioning (I 144 QB)



Washroom with lots of freedom of movement, plenty of storage space and storage areas (I 144 LE, I 144 QB)





Vario swivelling washroom: washroom and toilet room ❶ or shower room ❷ thanks to washbasin wall mirror that can be swivelled away (I 141 LE)



Vario swivelling washroom with changing room (I 141 LE)



Combined washroom: Washroom / toilet area with separable round shower (I 138 DB, I 143 LE)



Combined washroom with changing room (I 143 LE)

## Sleeping area highlights

- + Extra large sleeping areas
- + Two-part heated and ventilated slatted frame with flexibly supported wooden slats
- + Quality 7-zone cold foam mattress with breathable climate quilting
- + Wardrobes with extra-high interior height due to recessing into the double floor
- + Optional: World of Sleeping and decoration set with made-to-measure elasticated covers



Model I 138 DB

### Rear transverse bed

- + Large sleeping area
- + Bed access via large entry steps
- + Large wardrobe beneath the bed, wardrobe depth individually adjustable in direction of rear garage



Large wardrobe beneath the bed provides a great deal of space



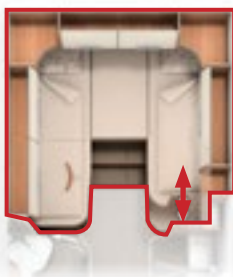
Model I 141 LE, I 143 LE

### Lengthways single beds

- + Large sleeping areas up to 200 cm in length with adjustable head sections
- + Sleeping area extension between the beds with an additional mattress
- + Wardrobes beneath the lengthways single beds thanks to the lift function, divided mattresses and covers which are conveniently accessible from the front and above – additional interior height due to lowering into the double floor
- + Access steps for convenient access to bed



Easy access to wardrobes from the front and above thanks to the lift function



Model I 144 LE

### Lengthways single bed variant, registered for patent

- + Pull-out sleeping area at passenger side – registered for patent: sleeping area of 200 cm in the sleeping configuration, spacious shower room when pushed back
- + Self-supporting head section at passenger side
- + Sleeping area extension between the beds with an additional mattress
- + Wardrobes beneath the lengthways single beds – easily accessible from the front and above due to the lift function – additional interior height due to lowering into the double floor
- + Access steps for convenient access to bed



Easy access to the bed thanks to entrance ladder



Model I 144 QB


### Pull-out queen-size bed

- + Sleeping area can be moved by 30 cm for comfortable living and sleeping conditions with a short vehicle length  
Living condition: convenient access to wardrobes  
Sleeping position: Long sleeping length of 195 cm
- + Adjustable head section
- + Wardrobes at each side of the queen-size bed
- + Large pull out drawers at front of queen-size bed



Large pull out drawers at front of queen-size bed






Large lengthways single beds with raisable head section and access steps. Convenient access to wardrobes below bed from front and above thanks to lift function (I 143 LE)



Registered for patent: Single bed can be moved by 30 cm for comfortable living and sleeping conditions within a short vehicle length (I 144 LE)



Large transverse rear bed (I 138 DB)



Registered for patent: Sleeping area can be moved by 30 cm for comfortable living and sleeping conditions within a short vehicle length (I 144 QB)



# c-compactline

Super Lightweight

## Models

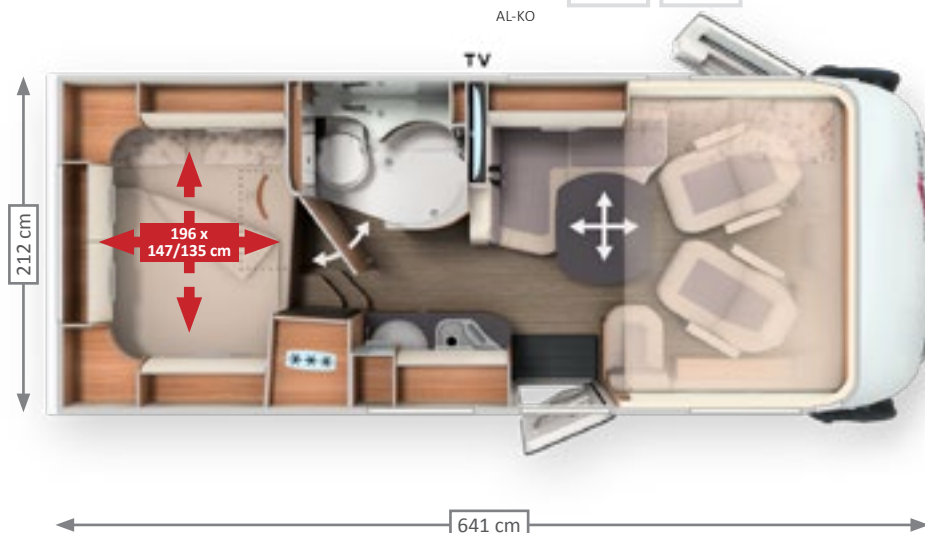
### c-compactline | 138 DB



AL-KO

3,5 t ✓

4,25t ✓



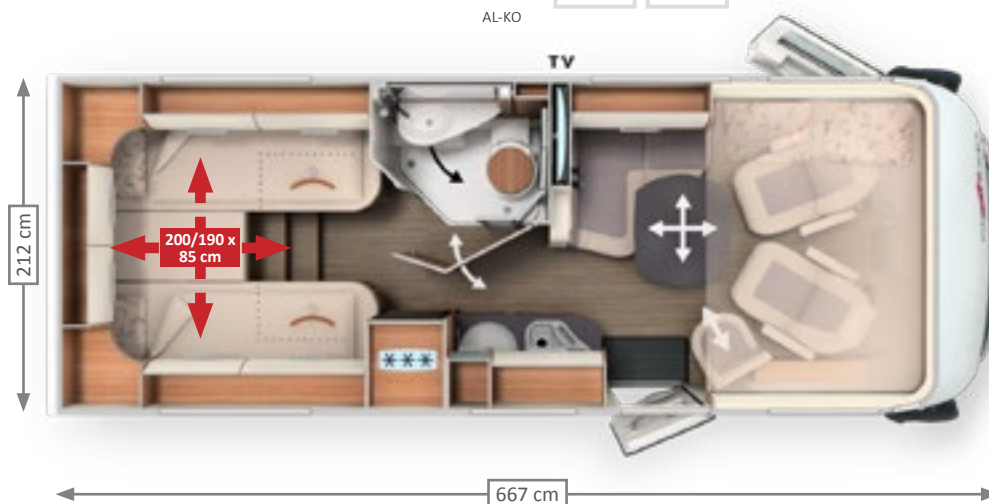
### c-compactline | 141 LE



AL-KO

3,5 t ✓

4,25t ✓



Unique washroom solution with changing room

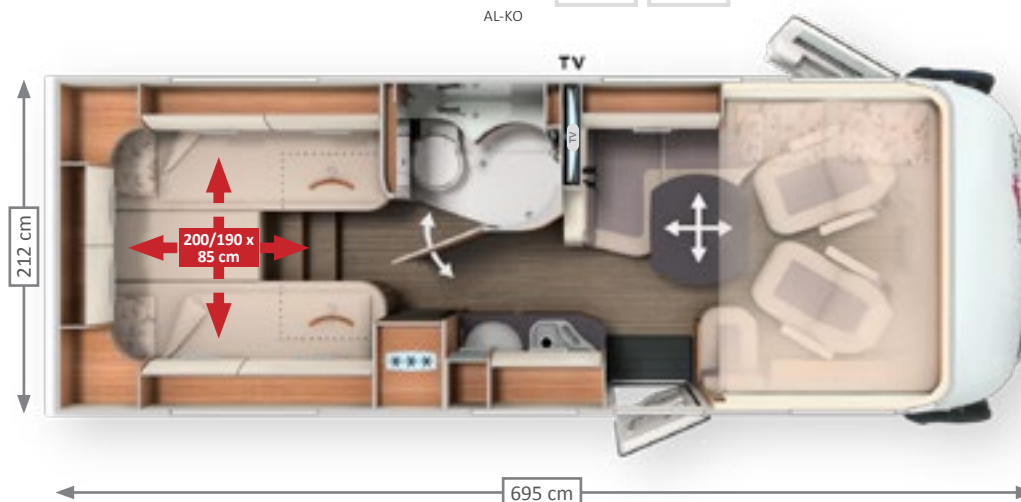
### c-compactline | 143 LE



AL-KO

3,5 t ✓

4,25t ✓




## MODEL HIGHLIGHTS

- + Short vehicle length specifically for the 3.5 t weight class, with L-shaped lounge seating group and side seat bench, large transverse rear bed
- + Compact galley kitchen
- + Raised kitchen worktop for visual room partitioning and as additional storage area
- + Combined washroom with round shower and practical drying rail in the Mini-Heki
- + Wardrobe beneath the rear bed, depth individually changeable in the direction of the garage




Chassis	Weight ready to drive	Payload* up to	Seats with three-point seat belt:	Berths
Fiat Ducato AL-KO Low frame 35 light	2,825 kg	1,385 kg	4	4/5*

- + Innovative floor plan, targeted at the 3.5t weight class: L-shaped lounge seating group with side seat, lengthways single bed, but vehicle length remains short
- + Compact galley kitchen
- + Raised kitchen worktop for visual room partitioning and as additional storage area
- + Vario swivelling washroom: maximum comfort in a small space
- + Washroom door with room dividing function from living area, therefore separate changing room
- + Access steps for convenient access to bed
- + Wardrobes beneath lengthways single beds: extra-large interior height due to lowering into the double floor



Chassis	Weight ready to drive	Payload* up to	Seats with three-point seat belt:	Berths
Fiat Ducato AL-KO Low frame 35 light	2,874 kg	1,336 kg	4	4

- + All-rounder: lots of comfort, short vehicle length, light weight
- + L-shaped lounge seating group with side seat bench
- + Compact galley kitchen
- + Raised kitchen worktop for visual room partitioning and as additional storage area
- + Combined washroom with round shower and practical drying rail in the Mini-Heki
- + Changing room can be partitioned off by washroom door
- + Access steps for convenient access to bed
- + Wardrobes beneath lengthways single beds: extra-large interior height due to lowering into the double floor



Chassis	Weight ready to drive	Payload* up to	Seats with three-point seat belt:	Berths
Fiat Ducato AL-KO Low frame 35 light	2,935 kg	1,275 kg	4	4/5*

# c-compactline

Super Lightweight

## Models

### c-compactline I 144 LE



AL-KO

3,5 t



4,25 t



Registered for patent approval.<sup>(1)</sup>  
Leading by means of innovation.

Pull-out lengthways single bed

### c-compactline I 144 QB

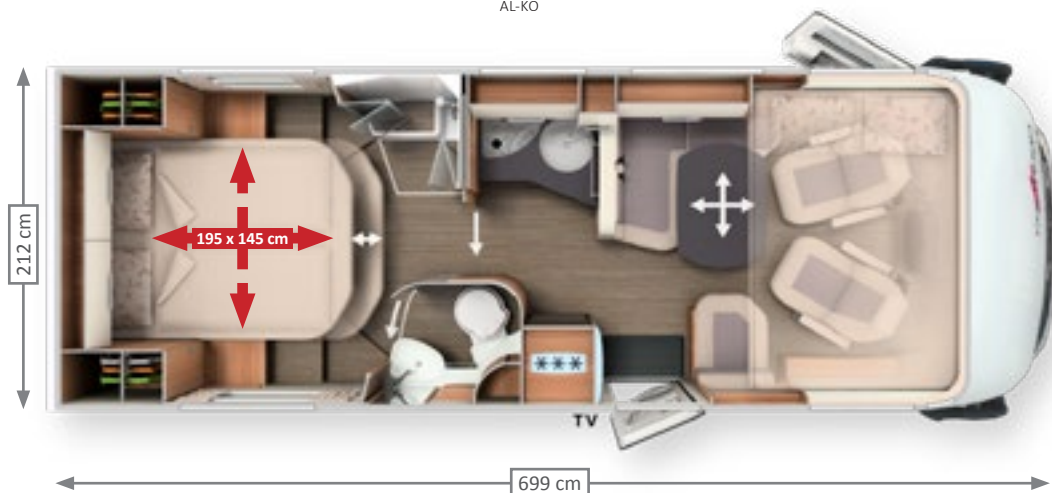


AL-KO

3,5 t



4,25 t




Registered for patent approval.<sup>(1)</sup>  
Leading by means of innovation.

Pull-out queen-size bed



## MODEL HIGHLIGHTS

- + Unique: L-shaped lounge seating group, side seat bench, corner kitchen, luxury wash room and lengthways beds up to 200 cm long with a vehicle length of just under 7 m
- + Corner kitchen with large work surface and ambient plinth lighting from below the kitchen units
- + Raised kitchen worktop for visual room partitioning and as additional storage area
- + Changing area can be separated from living room via sliding door
- + Compact luxury washroom with separate shower
- + Lengthways single bed at passengers side, movable by 30 cm: 200 cm sleeping length in sleeping mode / spacious shower room in the living configuration
- + Access steps for convenient access to bed
- + Wardrobes beneath lengthways single beds: extra-large interior height due to lowering into the double floor



Chassis	Weight ready to drive	Payload* up to	Seats with three-point seat belt:	Berths
Fiat Ducato AL-KO Low frame 35 light	2,985 kg	1,225 kg	4	4/5*

- + Unique: L-shaped lounge seating group, side seat bench, corner kitchen, luxury wash-room and 195 cm queen-size bed with a vehicle length of just under 7 m
- + Corner kitchen with large work surface and ambient plinth lighting from below the kitchen units
- + Raised kitchen worktop for visual room partitioning and as additional storage area
- + Living area separated off by solid sliding door, therefore separate changing room
- + Comfortable luxury washroom with separate shower
- + Queen-size bed can be moved by 30 cm: 195 cm sleeping length in sleeping configuration / spacious access to the wardrobes in living configuration, comfortable sleeping width up to the foot area
- + Two wardrobes at side of queen-size bed
- + Large pull out drawers at front of queen-size bed



Chassis	Weight ready to drive	Payload* up to	Seats with three-point seat belt:	Berths
Fiat Ducato AL-KO Low frame 35 light	2,985 kg	1,225 kg	4	4/5*

# c-compactline Super Lightweight

## Exterior



AL-KO

### Standard white

Main cabin, front of vehicle, A-pillar, front, side and rear skirting and wheel arches in white



## c-compactline Super-Lightweight I 138 DB Individual freedom with just 3.5 t\*

Weight in ready-to-drive condition incl. driver	2,825 KG	Example packing list with 1 driver + 1 passenger	
<b>Chassis package**</b> with automatic air conditioning, cruise control for example	+ 33 kg	1x table + 4x camping chairs	25 kg
<b>Comfort package**</b> with skylight, Slimtower fridge for example	+ 20 kg	1x barbecue + tongs	5 kg
<b>Media package**</b> with satellite system and 4 m awning	+ 82 kg	2x E-bikes	40 kg
<b>TOTAL READY-TO-TRAVEL WEIGHT</b>	<b>2,960 kg</b>	1x toolbox	10 kg
<b>POSSIBLE PAYLOAD Driver</b>	<b>540 kg</b>	1x gas reserve	15 kg
<b>1 passenger incl. luggage</b> (75 kg + 10 kg + 70 kg = 155 kg)	<b>155 kg</b>	<b>TOTAL</b>	<b>95 kg</b>
<b>Possible additional load</b> with 2 passengers	<b>385 kg</b>	<b>Remaining additional load</b> (= 385 kg payload – 95 kg pack list)	<b>290 kg</b>

Weight information is approximate. Weight deviations of up to 5% are possible and permitted.

\* also as heavy version with permissible gross weight of up to 4.25 t by request

\*\* see Carthago Integrated price list for detailed package contents

# Carthago lightweight construction technology


Down with the weight, up with the quality - specially for the 3.5 t weight class

Extremely stable and super light: Carthago is the pioneer for intelligent lightweight construction throughout the industry: Carthago reduces the weight, but not the customary comfort or quality. The Carthago c-compactline Super-Lightweight vehicles are the lightest models in their class. With maximum stability, quality, maximum comfort and a comprehensive range of equipment.

The consistent lightweight construction technology has many benefits: More payload, lower fuel consumption and fewer emissions at the same time. For the first time, Carthago succeeded in developing a premium motorhome in the 3.5 t weight class in a practicable way, and it has been the benchmark in the premium class since then.

## Your added value with Carthago

- + **Outstanding agility and lighter weight** due to short vehicle lengths
- + **More payload** also in the 3.5 t weight class
- + **Lower fuel consumption**
- + **Fewer restrictions** because of road traffic regulations
- + **Fewer toll charges**



The Carthago main body construction technology is highly stable and light. The combination of aluminium on the outside and the inside and the RTM hard foam insulating core which are typical of the brand allows Carthago to dispense with weight-intensive wall reinforcements.



**Lightweight premium class**  
Carthago lightweight construction technology, specially for the 3.5 t weight class



Carthago weight-optimised furniture design: thanks to the piping technology, the curved and rounded moulded furniture parts have high stability and less weight at the same time



Together with the self-supporting main body and the special AL-KO low frame, the Carthago double floor contributes to providing maximum stability and torsional rigidity



## Double floor with huge storage compartment

EASY ENTRY – convenient loading from the outside, easy removal from the inside



Usable height  
up to 55.5 cm



PASSENGER SIDE

Gas bottle compartment



Scooter garage with considerable interior height thanks to deep lowering, accessible at both sides via a large door at the driver's side and a second door at the passenger side

Loadable from the outside

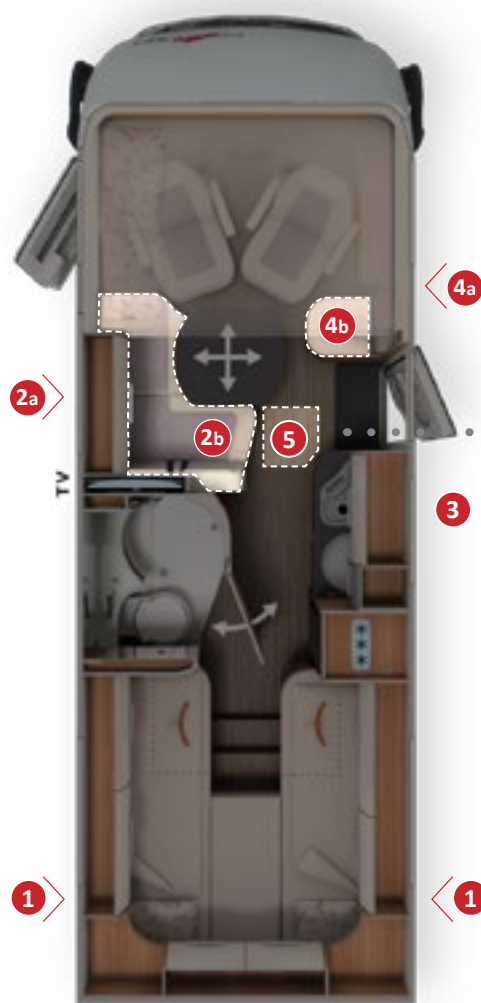


Convenient loading of the double floor storage compartment via a large external hatch (at the passenger side)

Unload from the inside



Easy removal of storage compartment contents from the inside via the fold-up seat bench cover of the L-shaped lounge seating group





- + **Double floor** with massive, heated storage compartment, usable height up to 55.5 cm
- + **Exterior access** via several large hatches
- + Convenient **access from the inside** via the seat bench cover of the L-shaped lounge seating group and the fold-up side seat bench, and also the large living area floor hatch (depending on the model)
- + **Large, central through-loading space** (interior height 22 cm), with extra-low double floor storage compartment (usable height 46 cm), convenient loading through the entrance door via a large, adjustable living area floor hatch
- + The entire double-floor basement is heated with a **climate storage function** and underfloor heating effect



#### DRIVER'S SIDE



Large, additional double floor storage compartment with separate exterior hatch (at the driver's side)



Convenient loading of the double floor storage compartment via another external hatch

Loadable from the outside



Huge living area floor hatch in the entrance area: easy to load from the outside when main cabin door is open



Convenient removal of contents via fold-up side seat bench (depending on model)

Unload from the inside



## On-board technology

Electrical technology, water supply, warm air storage heating technology



### Warm air storage

heating system Truma Combi 6



### Double floor

with climate storage function and underfloor heating effect



### Capacity

150 l fresh water tank  
140 l waste water tank  
1 x 80 Ah gel battery  
(can be increased to 2 x 80 Ah)



### Additional heating of driver's cabin area

due to heated dashboard surface, therefore less cold radiation into the driver's cabin / living area from the windscreen




### Truma Combi 6 warm air storage heating system

with numerous warm air outlets throughout the double floor, the living area, the rear garage, the driver's cabin and the cold-sensitive door entrances



**"easy change" gas bottle compartment** for convenient bottle changing, both bottles individually accessible (not I 138 DB, I 141 LE, I 143 LE).

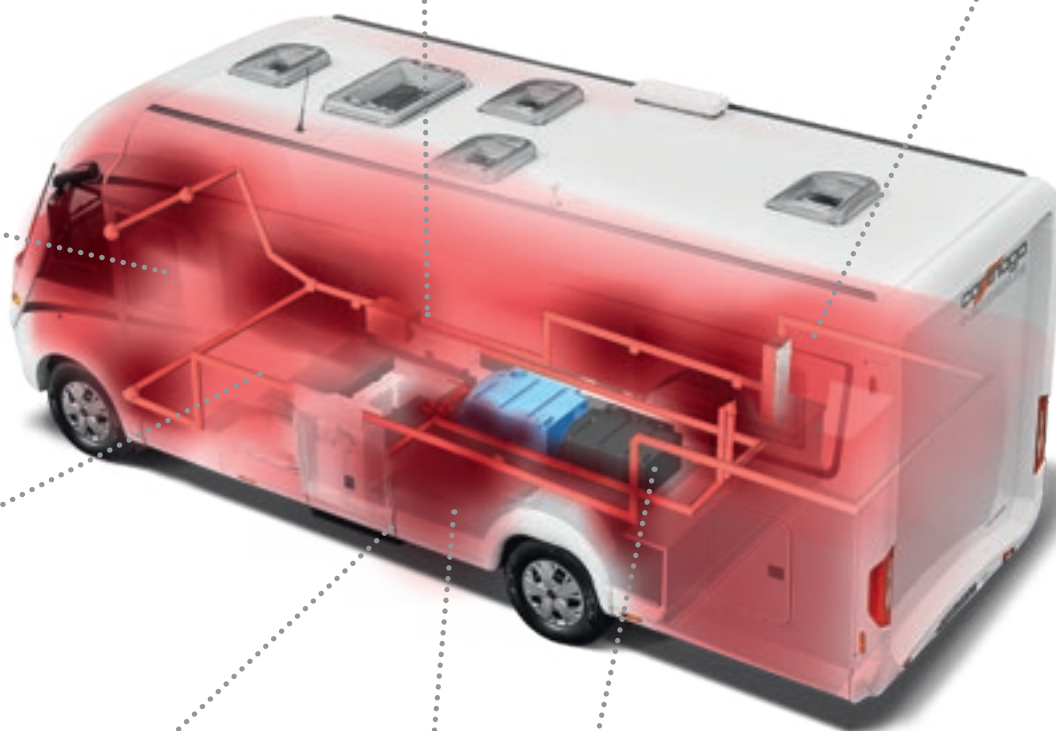




**Heated battery centre** with main battery switch;  
Standard: 1 x 80 Ah gel battery, can be increased to 2 x 80 Ah, optional  
90 Ah lithium ion battery including battery computer



**Electrical centre easily accessible** in rear garage




**Gas bottle compartment in rear area** with convenient access via separate  
gas compartment door. Optional: comfort gas bottle pull-out system  
(I 138 DB, I 141 LE, I 143 LE)



**Central water drain** and water tanks in the frost-  
proof double floor; can also be operated from the  
outside through the main cabin door

**AL-KO low frame special light**



Light weight, driving comfort comparable to a passenger car

**Bus mirror "best view"**



With large main and wide-angle mirror

**Aguti pilot driver's cab seats**



With covered armrests, adjustable, seat height at lounge seating group level in living configuration

**Elegant dashboard**



With leather-covered moulded part impresses with homogeneous shapes and visually incorporates the driver's cabin in the living area

**Garage access from both sides**



Comfortable access: large door at the driver's side, small doors at the passenger side

**Main cabin door "premium one"**



With door limiter and door window




### Passenger cabin door




With safety double locking system, electric window lifter and low door entrance

### Side seat bench



As a comfortable footrest in the TV position or also as a climbing aid into the drop-down bed.

### Swivel-out shoe cabinet



and holding system for up to four pairs of shoes beneath the L-shaped lounge seating group

### Comfortably equipped kitchens



"Profi Gourmet" 3-ring hob with divided glass cover\* for additional storage area and work surface extension due to wall holder for sink cover

### Individual lighting control



Separate control of main light and ambient lighting possible

### Living area table with multiple adjusting facilities



360° luxury living room table, rotatable using a foot pedal and movable in two directions





Mercedes-Benz

# c-tourer

## Lightweight / Comfort

### The All-Rounder

Lightweight models with short vehicle lengths in the 3.5 t weight class and comfort-oriented models with a gross weight of up to 4.5 t

Sporty, distinct and cosy: with its “Carthago v-face” front design, main cabin width of 2.27 m and maximum living comfort and a light vehicle weight at the same time, the c-tourer model range provides floor plans for the 3.5 t weight class (optionally also with a gross weight of up to 4.5 t) as well as comfort-oriented models with a gross weight of up to 4.5 t.

3,5 t



### c-tourer Lightweight

models: I 141 LE, I 142 DB, I 143 LE, I 144 LE, I 144 QB

- + All lightweight models with practical payload also in the 3.5 t weight class thanks to Carthago lightweight construction technology and short vehicle lengths of up to max. 7.10 m
- + Optionally also available with a gross weight of up to 4.5 t and therefore more payload



AL-KO



Mercedes-Benz  
AL-KO

#### Chassis

- + Fiat Ducato 35 light\*/40 heavy or Mercedes-Benz Sprinter\*, AL-KO low frame special Carthago with 198 cm wide wheelbase rear axle
- + Fiat Ducato safety package: Airbag, ESP, ABS, ASR, electric immobiliser, hill holder, Hill Descent Control, Traction Plus / Mercedes-Benz Sprinter: Airbag, side wind assistant, hill holder, ABS, ASR, EBV, ESP
- + Carthago driver's cabin visibility concept
- + Carthago full LED headlights (optional)

4,5 t



### c-tourer Comfort

models: I 148 LE, I 149 LE, I 150 QB

- + Comfort-related floor plans over a vehicle length of 7.10 m
- + Considerable feeling of spaciousness and high payload reserves with a gross weight of up to 4.5 t



#### Living comfort

- + “Smartline plus” furniture design, two worlds of style
- + Single level living area floor
- + L-shaped lounge seating group with ergonomically shaped upholstery and wide side seat bench or pull out side seat\*
- + Comfort corner kitchen or corner kitchen\* with six large drawers, raised kitchen worktop for visual room separation and as additional storage area
- + Combined washroom or comfort luxury washroom\*: maximum comfort and separable changing room
- + Lengthways single beds and queen-size beds with the biggest sleeping dimensions in its class



#### Storage space

- + Double floor with huge, heated storage compartment, usable height up to 55.5 cm
- + Exterior access via several large hatches, convenient access from the inside via the seat bench cover of the L-shaped lounge seating group and via the swing-up side seat bench\*
- + Large, central through-loading space (interior height 22 cm) with extra-low double floor storage compartment (usable height 46 cm) with large, living area floor hatch
- + Scooter garage: interior height up to 120 cm\*, loadable up to 350 kg



#### Self-sufficiency / technology

- + 150 l fresh water, 140 l waste water
- + 1 x 80 Ah gel batteries (can be increased to 2 x 80 AH)



#### Air conditioning/heating

- + Truma Combi 6 warm air storage heating system, Optional: ALDE warm water central heating\*
- + Double floor with underfloor heating effect



Many c-tourer models also available on Mercedes-Benz Sprinter with AL-KO low frame - see model overview and price list!



# c-tourer Lightweight



**c-tourer Lightweight I 143 LE** in epic bicolor world of style and Venezia 21 world of living









**c-tourer I 149 LE** in Casablanca world of style and macchiato part leather world of living







## Living area features

- + Standard: epic bicolor world of style with furniture surfaces with a modern bicolor look, optional: Casablanca world of style
- + Living area table with chrome piping, can be rotated by 360° and moved using a foot pedal
- + Indirect ambient lighting with separate control from the main light, numerous spotlights with LED lighting technology
- + Biggest drop-down bed in its class above driver's cabin measuring 195 x 160 cm



Model I 141 LE

### L-shaped lounge seating group with pull-out side seat

- + TV cabinet above L-shaped lounge seating group for optional 24" LED flat screen
- + Easy access drop down bed above side seat
- + Easy storage compartment access without removing the upholstery via the seat bench cover of the L-shaped lounge seating group with patented fitting and pull-out side seat



TV pull-out system above the seating group



Model I 143 LE

### Large L-shaped lounge seating group with swing-up side seat bench

- + TV cabinet above L-shaped lounge seating group for optional 24" LED flat screen or optional elegantly integrated TV cabinet for 32" LED flat screen
- + Easy access drop down bed above side seat bench
- + Swivel-out shoe cabinet with holding system integrated in plinth of seat bench, including LED mood lighting
- + Easy storage compartment access without removing the upholstery via the seat bench cover of the L-shaped lounge seating group with patented fitting and swing-up side seat bench




The picture shows an elegantly integrated TV cabinet including a 32" LED flat screen (optional)



Model I 144 LE, I 144 QB

### L-shaped lounge seating group with swing-up side seat bench

- + TV wall bracket in entrance area for optional 24" LED flat screen
- + Easy access drop down bed above side seat bench
- + Swivel-out shoe cabinet with holding system integrated in plinth of seat bench, including LED mood lighting
- + Easy storage compartment access without removing the upholstery via the seat bench cover of the L-shaped lounge seating group with patented fitting and swing-up side seat bench



TV holder in entrance area



Model I 142 DB, I 148 LE, I 149 LE, I 150 QB

### Large L-shaped seating group with wide and swing-up side seat bench, option: 5th belted seat

- + "Quick up" TV pull-out system behind the side seat bench backrest for optional 32" LED flat screen
- + Easy access drop down bed above side seat bench
- + Swivel-out shoe cabinet with holding system integrated in plinth of seat bench, including LED mood lighting
- + Easy storage compartment access without removing the upholstery via the seat bench cover of the L-shaped lounge seating group with patented fitting and swing-up side seat bench



TV pull-out system behind side seat bench backrest



L-shaped lounge seating group with wide side seat bench (I 142 DB, I 148 LE, I 149 LE, I 150 QB)



Swing-out shoe cabinet with holder system for up to four pairs of shoes beneath the L-shaped lounge seating group (not I 141 LE)



Living area table: can be conveniently rotated and moved using a foot pedal



They provide organisation and blend perfectly into the interior: The Carthago clothes hooks



c-tourer lightweight I 144 LE with option of omitting drop down bed, but with all-round overhead storage cabinets instead in epic bicolor world of style with Cambridge world of living



## Kitchen highlights

- + "Profi Gourmet" 3-ring hob with divided glass cover (one piece in I 143 LE), with robust cast iron trivet and easy-clean glass surface
- + Kitchen units with six large drawers and integrated waste bin
- + Sink cover embedded flush in the surface, can be used as additional work surface/chopping board
- + Designer overhead storage compartment in vertical waveform
- + Optional: Capsule coffee maker including pull-out system in overhead storage cabinet
- + Raised kitchen worktop for visual room partitioning and as additional storage area



Model I 141 LE, I 143 LE

### Space-saving galley kitchen

- + Short vehicle length
- + 133 I Slimtower refrigerator with door opening at both sides and separate freezer compartment



Capsule coffee maker including pull-out system in overhead storage cabinet



Model I 142 DB, I 148 LE

### Corner kitchen

- + Large work surface
- + 153 I refrigerator opposite with door opening at both sides and separate freezer compartment
- + Spice rack on kitchen wall
- + Kitchen unit with ambient plinth lighting from below



Practical spice rack



Model I 144 LE, I 144 QB

### Corner kitchen

- + Large work surface
- + 133 I Slimtower refrigerator with door opening at both sides and separate freezer compartment opposite
- + Kitchen unit with ambient plinth lighting from below



133 I Slimtower refrigerator at hand height



Model I 149 LE, I 150 QB

### Luxury corner kitchen

- + Curved, extra large work surface, extended into round washroom wall
- + 153 I refrigerator opposite with door opening at both sides and separate freezer compartment
- + Kitchen unit with ambient plinth lighting from below



Securely stored: Practical bottle cabinet





Luxury corner kitchen in Casablanca world of style (I 149 LE, I 150 QB)



Space-saving galley kitchen in epic bicolor world of style  
(I 141 LE, I 143 LE)



Corner kitchen with spice rack in Casablanca world of style (I 142 DB, I 148 LE)




Tremendous amount of storage space in the six large drawers



Use of the sink cover via the wall holder with cutting board function

## Washroom and changing room highlights

- + Solid washroom door with strong hinges, metal handle and door lock
- + Shower room can be completely separated from the washroom whilst showering
- + Spacious wash stand base unit
- + Numerous shelves
- + Mini-Heki skylight in washroom



Model I 141 LE

### Vario swivel washroom with separable changing room

- + Interior swivel wall and sliding shower door – a large shower room is created with just two manual operations
- + Separation from living area by the shower room door, creating a changing room
- + Large mirror with backlighting, additional cabinet element with shelf arrangement and storage spaces




Spacious shower room




Model I 143 LE

### Combined washroom

- + Large, round shower that can be separated via a sliding door
- + Large mirror storage cabinet with shelves
- + Integrated shower shelf and towel rail in the roof light



Round shower



Model I 142 DB, I 148 LE

### Combination washroom with changing area

- + Separate round shower
- + Large mirror storage cabinet with shelves
- + Separation from living area as changing room via the room dividing function of the washroom door
- + Additional separation from the sleeping area via the sliding door (I 148 LE)
- + Changing area with room-high wardrobe
- + Integrated shower shelf and towel rail in the roof light



Changing area with room partitioning



Model I 144 LE, I 144 QB  
Compact luxury washroom

### Compact or comfort luxury washroom with changing room

- + Spacious washroom / toilet with shower opposite
- + Waterproof shower insert with same design as living area floor
- + Separation from living area as changing room via the room dividing function of the washroom door or sliding door (I 144 LE/QB)
- + Comfort luxury washroom with additional separation of sleeping area by sliding door (I 149 LE)
- + Comfort luxury washroom with additional separation of sleeping area by pull-out room partitioning and TV wall (I 150 QB)



Model I 149 LE, I 150 QB  
Comfort luxury washroom





Luxury washroom with changing area (I 149 LE, I 150 QB)



Combined washroom: Washroom / toilet area with separate round shower (I 142 DB, I 148 LE)



Washroom with washbasin and toilet (I 144 LE, I 144 QB)



Vario swivel washroom: washroom and toilet room ① or shower room ② thanks to washbasin wall mirror that can be swivelled away (I 141 LE)



## Sleeping area highlights

- + Extra-large sleeping area
- + Two-part heated and ventilated slatted frame with flexibly supported wooden slats
- + High quality 7-zone cold foam mattress with breathable climate quilting
- + Wardrobes with extra-large interior height due to lowering into the double floor
- + Biggest drop-down bed in its class above driver's cabin measuring 195 x 160 cm
- + Optional: World of sleeping and decoration set with made-to-measure elasticated covers



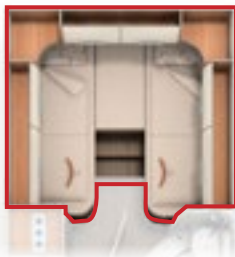
Model I 142 DB

### Rear transverse bed

- + Bed access via large entry steps
- + Large wardrobe beneath the bed
- + Room-high wardrobe



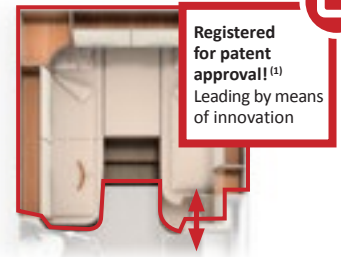
Wardrobe beneath transverse rear bed



Model I 141 LE, I 143 LE,  
I 148 LE, I 149 LE

### Lengthways single beds

- + Adjustable head sections (passenger side only in I 144 LE), sleeping area extension between the beds with an additional mattress
- + Sleeping area can be moved by 30 cm for 200 cm sleeping length, spacious luxury washroom and short vehicle length (I 144 LE)
- + Wardrobes below the lengthways single beds, conveniently accessible from front and above via the lift function and the divided mattresses and covers
- + Pull-out access steps for accessing the bed (I 141 LE, 143 LE)
- + Pull-out comfort access steps with extra-low treads and additional storage compartment (I 148 LE, 149 LE; optional with I 143 LE)



Model I 144 LE with bed at passenger side which is movable up to 30 cm



Model I 144 QB

### Queen-size bed

- + Sleeping area can be moved by 30 cm for comfortable living and sleeping conditions with a short vehicle length. Living condition: convenient access to wardrobes. Sleeping position: sleeping length 195 cm (I 144 QB)
- + Adjustable head section
- + Wardrobes on each side of the queen-size bed
- + Large pull-out at front of queen-size bed
- + Swing-up mattress at passenger side for extra-wide aisle (I 150 QB)



Model I 150 QB



Optional: TV cabinet with lengthways single bed models (except I 144 LE)



Large rear transverse bed with all-round overhead storage cabinets (I 142 DB)



Registered for patent: Sleeping area can be moved by 30 cm for comfortable living and sleeping conditions within a short vehicle length (I 144 QB)

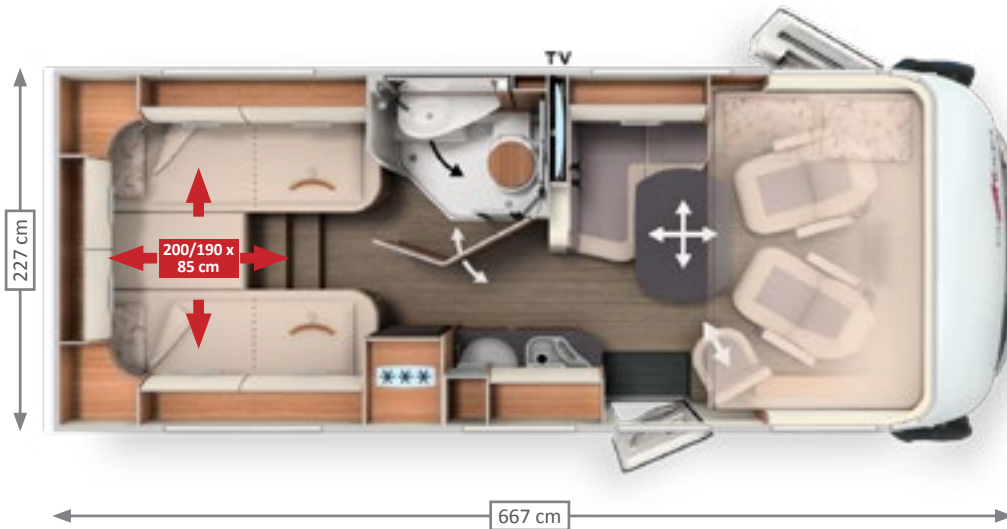


Pull-out single bed with access steps (I 144 LE)

### c-tourer I Lightweight 141 LE



Unique washroom solution with changing area

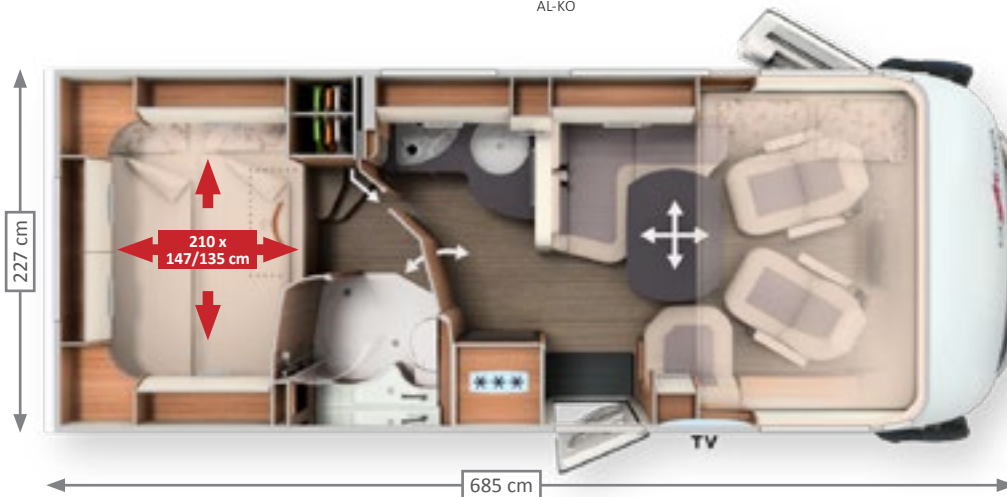


### c-tourer I Lightweight 142 DB

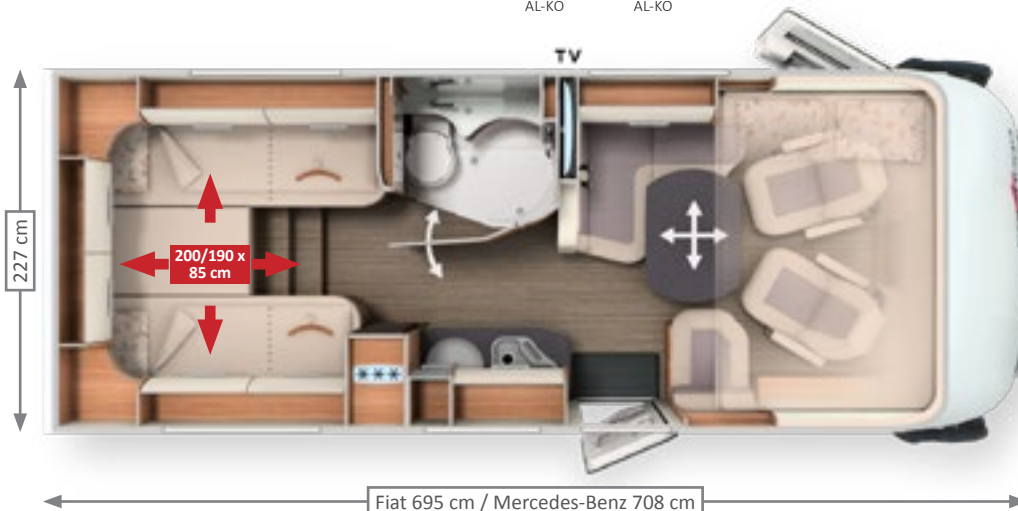


Registered for patent approval.<sup>(1)</sup> Leading by means of innovation.

Changing room with room dividing function




### c-tourer I Lightweight 143 LE





## MODEL HIGHLIGHTS

- + Innovative floor plan, targeted at the 3.5t weight class: L-shaped lounge seating group with side seat, lengthways single bed, but vehicle length remains short
- + Compact galley kitchen
- + Raised kitchen worktop for visual room partitioning and as additional storage area
- + Vario swivel washroom: maximum comfort in a small space
- + Washroom door with room dividing function from living area, therefore separate changing room
- + Pull out step for easy access to bed, optional pull-out comfort access step with extra deep treads and additional storage space
- + Wardrobes below lengthways single beds with extra-large interior height due to lowering into the double floor
- + Optional: TV cabinet in sleeping area with special TV pull-out system




Chassis	Weight ready to drive	Payload up to	Seats with three-point seat belt	Berths
Fiat Ducato AL-KO Low frame 35 light	2,955 kg	1,505 kg	4	4

- + Short vehicle length specifically for the 3.5 t weight class, L-shaped lounge seating group with side seat bench, large transverse rear bed
- + Corner kitchen with large work surface and kitchen units with ambient plinth lighting from below
- + Raised kitchen worktop for visual room partitioning and as additional storage area
- + Separation from living area as changing room via the room dividing function of the washroom door
- + Combined washroom with round shower
- + Room-high wardrobe
- + Additional wardrobe beneath the rear bed



Chassis	Weight ready to drive	Payload up to	Seats with three-point seat belt	Berths
Fiat Ducato AL-KO Low frame 35 light	3,025 kg	1,435 kg	4/5*	4/5*

- + All-rounder: lots of comfort, short vehicle length, light weight
- + L-shaped lounge seating group with side seat bench
- + Compact galley kitchen
- + Raised kitchen worktop for visual room partitioning and as additional storage area
- + Combined washroom with round shower and practical drying rail in the Mini-Heki
- + Wardrobes beneath lengthways single beds with extra-large interior height due to lowering into the double floor
- + Pull out step for easy access to bed, optional pull-out comfort access step with extra deep treads and additional storage space
- + Optional: TV cabinet in bedroom with special TV pull-out system



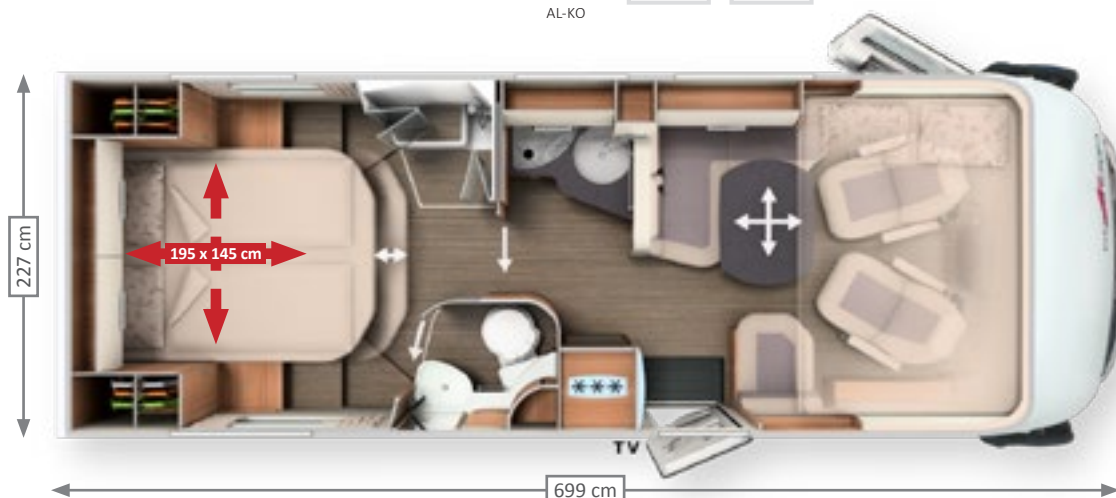
Chassis	Weight ready to drive	Payload up to	Seats with three-point seat belt	Berths
Fiat Ducato AL-KO Low frame 35 light	3,005 kg	1,455 kg	4	4/5*
Mercedes-Benz Sprinter AL-KO Low frame	3,045 kg	1,425 kg	4	4/5*

### c-tourer I Lightweight 144 LE



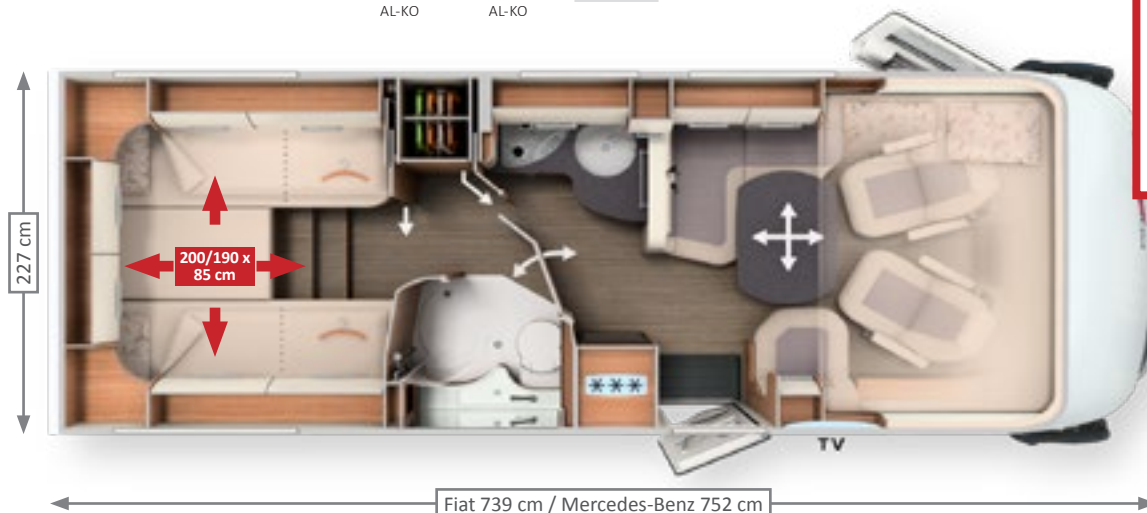
**Registered for patent approval.<sup>(1)</sup>**  
**Leading by means of innovation.**  
 Pull-out lengthways single bed

### c-tourer I Lightweight 144 QB



**Registered for patent approval.<sup>(1)</sup>**  
**Leading by means of innovation.**  
 Pedelec scooter garage;  
 Pull-out queen-size bed

### c-tourer I 148 LE



**Registered for patent approval.<sup>(1)</sup>**  
**Leading by means of innovation.**  
 Pull-out comfort access steps;  
 changing room with room dividing function

## MODEL HIGHLIGHTS

- + Unique: L-shaped lounge seating group, side seat bench, corner kitchen, luxury washroom and lengthways single beds up to 200 cm long with a vehicle length of just under 7 m
- + Corner kitchen with large work surface and kitchen units with ambient plinth lighting from below
- + Raised kitchen worktop for visual room partitioning and as additional storage area
- + Living area partitioning by means of sliding door
- + Compact luxury washroom with separate shower
- + Lengthways single bed at passenger-side, movable by 30 cm: 200 cm sleeping length in sleeping mode / spacious shower room in living mode
- + Access steps for easy access to bed
- + Wardrobes beneath lengthways single beds with extra-large interior height due to lowering into the double floor




Chassis	Weight ready to drive	Payload up to	Seats with three-point seat belt	Berths
Fiat Ducato AL-KO Low frame 35 light	3,065 kg	1,395 kg	4	4/5*

- + Unique: L-shaped lounge seating group, side seat bench, corner kitchen, luxury washroom and 195 cm queen-size bed with a vehicle length of just under 7 m
- + Corner kitchen with large work surface and kitchen units with ambient plinth lighting from below
- + Raised kitchen worktop for visual room partitioning and as additional storage area
- + Living area separated off by solid sliding door, therefore separate changing room
- + Compact luxury washroom with separate shower
- + Queen-size bed can be moved by 30 cm: 195 cm sleeping length in sleeping configuration / spacious access to the wardrobes in living configuration, comfortable sleeping width as far as the foot area
- + Two wardrobes at each side of the queen-size bed
- + Large pull out drawers at front of queen-size bed



Chassis	Weight ready to drive	Payload up to	Seats with three-point seat belt	Berths
Fiat Ducato AL-KO Low frame 35 light	3,065 kg	1,395 kg	4	4/5*

- + Comfort-related floor plan: Large L-shaped seating group, wide side seat bench, corner kitchen, room high wardrobe
- + Corner kitchen with large work surface and kitchen units with ambient plinth lighting from below
- + Raised kitchen worktop for visual room partitioning and as additional storage area
- + Combined washroom with round shower, washroom door with room dividing function and practical clothes pole in the Mini-Heki
- + Changing area with sliding door to sleeping area
- + Room-high wardrobe, additional wardrobes with extra-large interior height beneath the lengthways single beds
- + Lengthways single beds up to 200 cm long with pull-out comfort access steps with extra deep treads and additional storage space
- + Optional: TV cabinet in sleeping area with special TV pull-out system



Chassis	Weight ready to drive	Payload up to	Seats with three-point seat belt	Berths
Fiat Ducato AL-KO Low frame 35 light	3,085 kg	1,375 kg	4/5*	4/5*
Mercedes-Benz Sprinter AL-KO Low frame	3,125 kg	1,345 kg	4/5*	4/5*



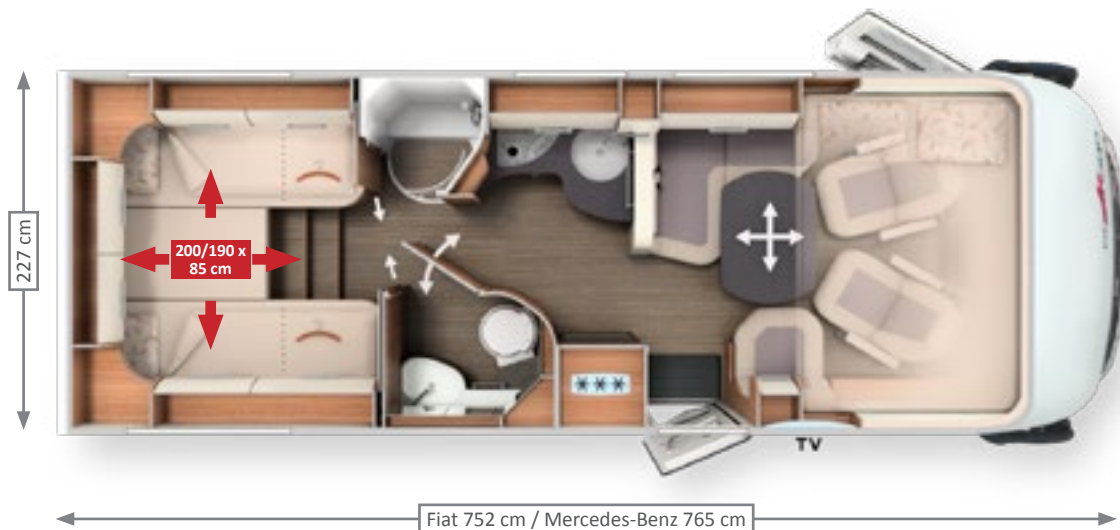
### c-tourer I 149 LE



AL-KO



Mercedes-Benz  
AL-KO



Registered for patent approval.<sup>(1)</sup>  
Leading by means of innovation.

Pull-out comfort access steps

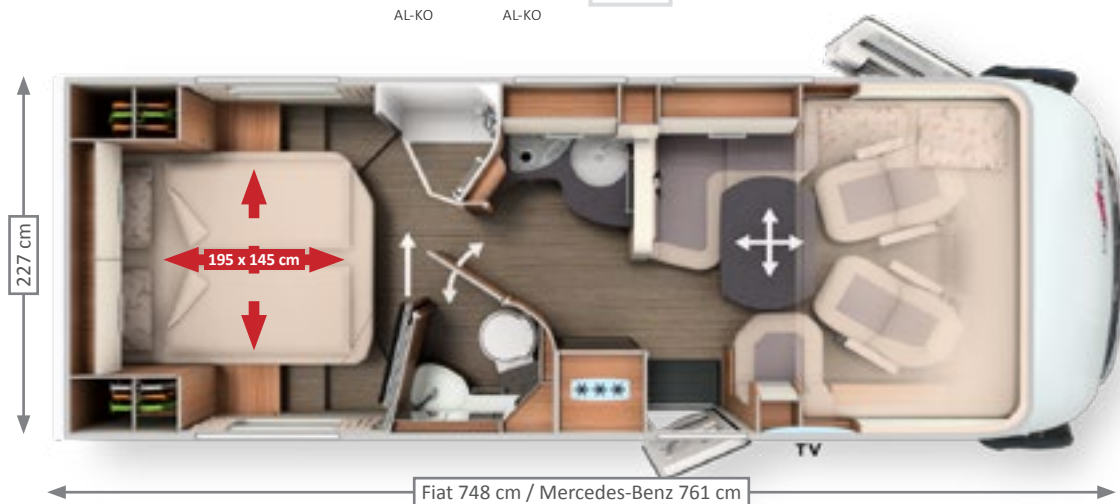
### c-tourer I 150 QB



AL-KO



Mercedes-Benz  
AL-KO



Registered for patent approval.<sup>(1)</sup>  
Leading by means of innovation.

Pedelec scooter garage;  
Pull-out room partitioning and TV wall


### Optional: Unique Carthago Pedelec garage

For queen size bed models - interior height extension to 124 cm. Registered for patent approval!<sup>(1)</sup>



## MODEL HIGHLIGHTS

- + Comfort Plus floor plan
- + Large L-shaped lounge seating group with wide side seat bench
- + Large corner kitchen with curved work surface and kitchen units with ambient plinth lighting from below
- + Raised kitchen worktop for visual room partitioning and as additional storage area
- + Comfort luxury washroom with changing room by means of sliding door in sleeping area and washroom door room dividing function
- + Lengthways single beds 200 cm long with pull-out comfort access steps with extra deep treads and additional storage space
- + Wardrobes beneath the lengthways single beds with large interior height
- + Optional: TV cabinet in sleeping area with special TV pull-out system



Chassis	Weight ready to drive	Payload up to	Seats with three-point seat belt	Berths
Fiat Ducato AL-KO Low frame 35 light	3,085 kg	1,375 kg	4/5*	4/5*
Mercedes-Benz Sprinter AL-KO Low frame	3,125 kg	1,345 kg	4/5*	4/5*

- + Comfort Plus floor plan
- + Large L-shaped lounge seating group with wide side seat bench
- + Large corner kitchen with curved work surface and kitchen units with ambient plinth lighting from below
- + Raised kitchen worktop for visual room partitioning and as additional storage area
- + Comfort luxury washroom with changing room by means of room partitioning
- + Pull-out room divider and TV wall for individual room partitioning between sleeping/ changing area
- + Large queen-size bed, convenient bed access, comfortable sleeping width as far as the foot area
- + Two wardrobes at each side of the bed
- + Two large drawers at the front of queen-size bed




Chassis	Weight ready to drive	Payload up to	Seats with three-point seat belt	Berths
Fiat Ducato AL-KO Low frame 35 light	3,085 kg	1,375 kg	4/5*	4/5*
Mercedes-Benz Sprinter AL-KO Low frame	3,125 kg	1,345 kg	4/5*	4/5*

i

## Your added value with Carthago

- + Interior height extension of the Pedelec garage up to 124 cm in queen-size bed models
- + Despite having a low bed access height, a bicycle up to 124 cm in height can be transported in the rear garage
- + Innovative solution with no additional weight and simple operation
- + Cover plate for floor recess, can also be used with a level garage floor



## Exterior



AL-KO



Mercedes-Benz  
AL-KO

### Standard white

Main cabin, front of vehicle, A-pillar, front, side and rear skirting and wheel arches in white



Fiat Ducato front design



Mercedes-Benz Sprinter  
front design



Fiat Ducato rear view



Mercedes-Benz Sprinter  
rear view

## Driver's cabin design

**c-tourer Lightweight I 143 LE on Fiat Ducato**  
with Venezia 21 world of living



**c-tourer I 149 LE on Mercedes-Benz Sprinter**  
with macchiato part leather world of living





# Carthago lightweight construction technology


## Less weight, more quality – c-tourer Lightweight

Extremely stable and light: Carthago is the pioneer for intelligent lightweight construction throughout the industry: Carthago reduces the weight, but not the customary comfort or quality. The Carthago c-tourer Lightweight vehicles are the lightest models in their class. With maximum stability, quality, maximum comfort and a comprehensive range of equipment.

The consistent lightweight construction technology has many benefits: More payload, lower fuel consumption and fewer emissions at the same time. For the first time, Carthago has succeeded in developing a premium motorhome in the 3.5 t weight class in a practicable way, and it has been the benchmark in the premium class since then.

### Your added value with Carthago

- + **Outstanding agility and lighter weight** due to short vehicle lengths
- + **More payload** also in the 3.5 t weight class
- + **Lower fuel consumption**
- + **Fewer restrictions** because of road traffic regulations
- + **Fewer toll charges**



The Carthago main body construction technology is highly stable and light. The combination of aluminium on the outside and the inside and the RTM hard foam insulating core which are typical of the brand allows Carthago to dispense with weight-intensive wall reinforcements.



**Lightweight premium class**  
Carthago lightweight construction technology, specially for the 3.5 t weight class



Carthago weight-optimised furniture design: thanks to the piping technology, the curved and rounded moulded furniture parts have high stability and less weight at the same time



In conjunction with the self-supporting main body and the special AL-KO low frame, the Carthago double floor contributes to providing maximum stability and torsional rigidity



Usable height  
up to 55.5 cm

## Double floor with huge storage compartment

EASY ENTRY – convenient loading from the outside,  
easy removal from the inside



PASSENGER SIDE

Gas bottle compartment



Scooter garage with considerable interior height thanks to deep lowering, accessible at both sides via a large door at the driver's side and a second door at the passenger side

Load from the outside



Convenient loading of the double floor storage compartment via a large external hatch (at the passenger side)

Unload from the inside

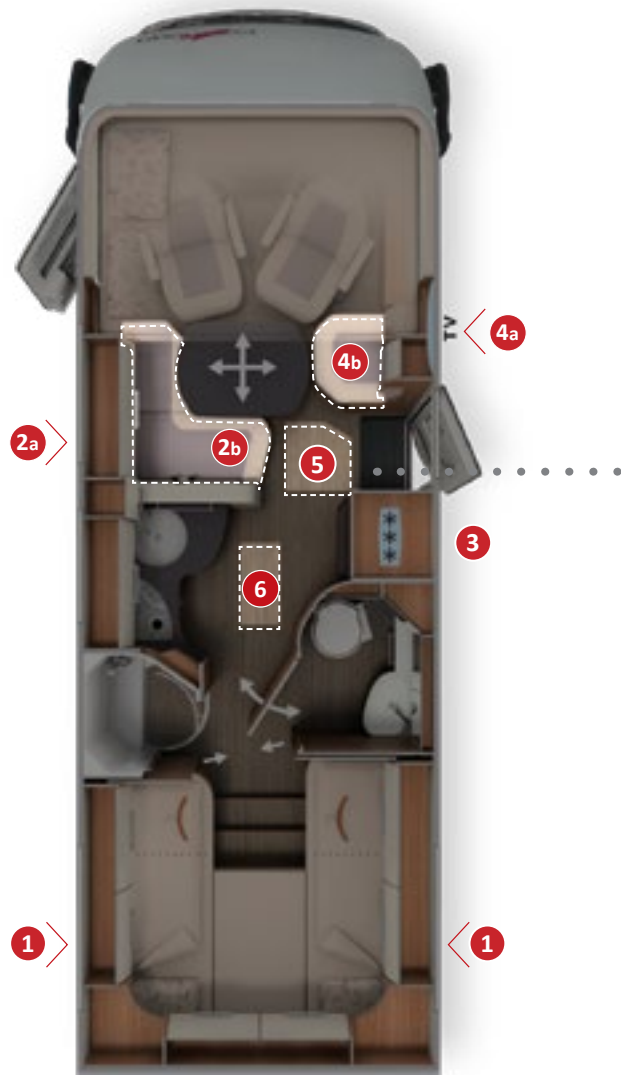


Easy removal of storage compartment contents from the inside via the fold-up seat bench cover of the L-shaped lounge seating group

More double floor storage space



Living area floor hatch with double floor storage box (42 cm usable depth) in heated double floor





- + **Double floor** with huge, heated storage compartment, usable height up to 55.5 cm
- + **Exterior access** via several large hatches
- + Convenient **interior access** via L-shaped lounge seating group seat bench cover, fold-up (I 144 LE/QB) or swing-up side seat bench (I 142 DB, I 148 LE, I 149 LE, I 150 QB) as well as large living area hatch
- + **Large, central through-loading space** (interior height 22 cm), with extra-low double floor storage compartment (usable height 46 cm), convenient loading through the entrance door via a large, adjustable living area floor hatch
- + The entire double floor is heated with a **climate storage function** and underfloor heating effect

**DRIVER'S SIDE**

Large, additional double floor storage compartment with separate external hatch (at the driver's side)



Convenient loading of the double floor storage compartment via a large external hatch

Load from the outside



Huge living area floor hatch in the entrance area: easy to load from the outside when main cabin door is open



Convenient removal of contents via swing-up side seat bench (depending on model)

Unload from the inside






## On-board technology


Electrical technology, water supply, warm air storage heating technology

C




**Warm air storage**

heating system Truma Combi 6




**Optional: Alde warm water central heating** (model dependent)



**Double floor**

with climate storage function and underfloor heating effect



**Capacity**

150 l fresh water tank  
140 l waste water tank  
1 x 80 Ah gel battery  
(can be increased to 2 x 80 Ah)




**Additional heating of the driver's cabin area** from the heated dashboard surface, therefore less cold radiation into the driver's cabin / living area through the windscreen



**Truma Combi 6 heat storage heating technology** with numerous warm air outlets in the entire double floor, the living area, the rear garage, the driver's cabin and the cold-sensitive door entrances



**"easy change" gas bottle compartment**, extra low for convenient bottle changing, both bottles individually accessible (not I 141 LE, I 143 LE)

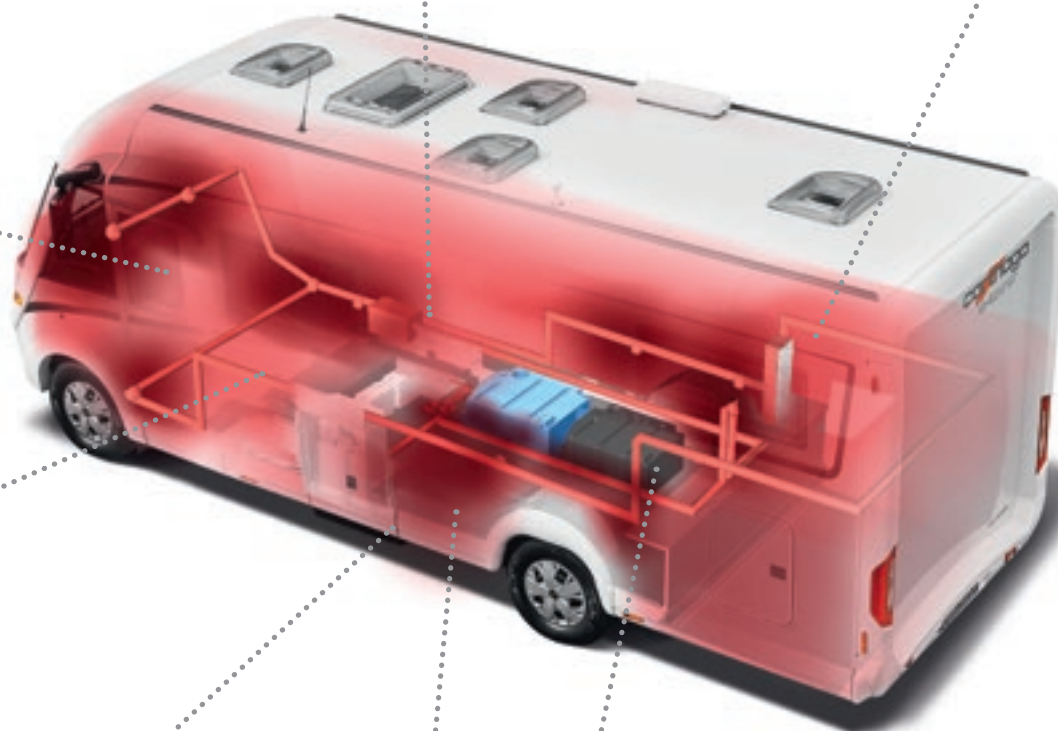


#### Heated battery compartment with main battery switch

Standard: 1 x 80 Ah gel battery, can be increased to 2 x 80 Ah, optional 90 Ah lithium ion battery including battery computer



#### Electrical centre easily accessible in rear garage




#### Gas bottle compartment in rear area with separate exterior door

(I 141 LE, I 143 LE). Optional: Comfort gas bottle pull-out system



#### Central water drain in the double floor— can also be operated from the outside through the main cabin door

**AL-KO low frame special light**



Light weight, driving comfort comparable to a passenger car

**Bus mirror “best view”**



With large main and wide-angle mirror

**Aguti pilot seat for driver's cabin**



With covered armrests, adjustable, seat height at lounge seating group level in living configuration

**Garage access from both sides**



Comfortable access: large door at the driver's side, two doors at the passenger side

**Main cabin door “premium one”**



With door limiter and door window

**Passenger cabin door**



With safety double locking system, electric window lifter and low door entrance



### Dashboard with leather finish



Impresses with homogeneous shapes and visually incorporates the driver's cabin in the living area

### Raised kitchen worktop



For visual room partitioning and as additional storage area

### "Professional Gourmet" 3-ring hob



With divided glass cover\* for additional storage area and work surface extension due to wall holder for sink cover

### Individual lighting control



Separate control of main light and ambient lighting possible

### Spice rack



Design element and practical detail at the same time - secure storage for spices in the kitchen area (I 142 DB, I 148 LE)

### Swivel-out shoe cabinet



In the seating group in the entrance area with shoe storage system for up to four pairs of shoes



AL-KO



Mercedes-Benz

AL-KO

# chic c-Line

## The fascination of the Carthago Liner class:

elegance, comfort and extravagance

(Fiat Ducato AL-KO and Mercedes-Benz Sprinter AL-KO)

Elegant, comfortable and extremely practical at the same time. These are the attributes with which the chic c-line defines the step-up to the Carthago liner premium class.



### Weight class

- + Comfort-conscious floor plans with up to 4.5 t permissible gross vehicle weight



AL-KO



Mercedes-Benz  
AL-KO

### Chassis

- + Fiat Ducato 35 light\*/40 heavy/Mercedes-Benz Sprinter, AL-KO low frame special Carthago with 198 cm wide wheelbase rear axle
- + Fiat Ducato safety package: Airbag, ABS, ESP, ASR, electric immobiliser, hill holder, Hill Descent Control, Traction Plus / Mercedes-Benz Sprinter safety package: Airbag, side wind assistant, hill holder, ABS, ASR, EBV, ESP
- + Carthago driver's cabin visibility concept
- + Carthago full LED headlights (dipped beam and main beam) incl. daytime driving lights with LED fibre optics



### Living comfort

- + "Exclusiveline" furniture design, flowing stylistic architecture, rounded, exclusive furniture surfaces, two worlds of style to choose from
- + L-shaped lounge seating group with side bench and rectangular living room table
- + Comfortable corner kitchen with coffee machine lift and slide-out storage cabinet
- + Washroom variants with outstanding comfort and separate changing room
- + Fixed beds with Carawinx sleeping system



### Storage space

- + Double floor with huge heated storage compartment, usable height up to 70 cm
- + Exterior access via several large hatches, convenient access from the interior via the seat bench cover of the L-shaped lounge seating group and the swing-up side seat bench



- + Large, central through-loading space (interior height 22 cm), with extra-low double floor storage compartment (usable height 46 cm), conveniently loadable from the interior and the exterior via a large, self-supporting living area floor hatch
- + Scooter garage: interior height up to 120 cm\*, loadable up to 350 kg



#### Self-sufficiency / technology

- + 170 l fresh water, 140 l waste water
- + 2 x 80 Ah gel batteries



#### Air conditioning/heating

- + Truma Combi 6 warm air storage heating system or Alde warm water central heating
- + Double floor with underfloor heating effect



**Many chic c-line models also available on Mercedes-Benz Sprinter with AL-KO low frame – see model overview and price list!**





**chic c-line I 4.9 LE** in linea moderna world of style and Leather Sand 21 world of living with option of drop-down bed omission







The image shows the interior of a luxury yacht, specifically the living area. The walls and cabinetry are finished with light-colored wood paneling. In the foreground, there are cream-colored leather-upholstered seats with a grey and white geometric pattern on the backrests. A small table in front of the seats holds a notebook, a pen, and a small box. To the right, a curved white table is set with a white cup, saucer, and a plate of yellow fruit. In the background, a doorway leads to another part of the yacht, showing more wood paneling and a sink area. The overall atmosphere is one of classic elegance and comfort.

chic c-line

chic c-line I 4.9 LE L in linea classica world of style and part-leather Ivory Supreme world of living





# chic c-line superior



AL-KO



Mercedes-Benz

AL-KO



## The most exclusive variant of the chic c-line with the sophisticated yacht style

As well as the many impressive chic c-line attributes, the chic c-line superior has some additional refinements. Its modern yacht style interior and exclusive equipment details turn it into an extra-special variant of the chic c-line range.

### chic c-line superior\*\*\*\*\*

- + Extended exterior decals with superior lettering
- + Kitchen work surfaces in solid, seamless Corian
- + 16" alloy wheels in silver/black (Fiat Ducato) / 16" alloy wheels in black (Mercedes-Benz Sprinter)
- + Thetford C 260 toilet with ceramic insert
- + Siena bicolor world of style: with high gloss ivory overhead cabinet front panels in living area



# Superior highlights



Superior interior line - chic c-line I 5.0 QB in Siena bicolor world of style and part-leather ivory world of living on Fiat Ducato

## chic c-line superior floor plan variants:



chic c-line I 4.9 LE/4.9 LE L



chic c-line I 5.0 QB/5.0 QB L



chic c-line I 5.0 QB superior: kitchen worktop in Corian



16" Fiat alloy wheels



16" Mercedes-Benz alloy wheels



# chic c-line XL

## AL-KO double axle



AL-KO DA



## The XL version of the chic c-line with XXL comfort on the Fiat Ducato AL-KO twin axle



### Weight class

- + Extra comfort-conscious floor plans in liner format with a permissible gross weight of up to 5.0 t



AL-KO DA

### Chassis

- + Fiat Ducato with AL-KO low frame 40 heavy with double axle; 198 cm wide wheel base rear axle
- + Safety package as standard: Airbag, ABS, ESP, ASR, electric immobiliser, hill holder, Hill Descent Control, Traction Plus
- + Carthago driver's cabin visibility concept
- + Carthago full LED headlights (dipped beam and main beam) incl. daytime driving lights with LED fibre optics



### Living comfort

- + Large XL lounge seating group with long side sofa
- + XL washroom with separate toilet room, open washing area and large round shower, room partitioning from the sleeping and living areas via two solid wooden sliding doors



### Air conditioning/heating

- + ALDE warm water central heating
- + Double floor with underfloor heating effect

## XL highlights



chic c-line I 5.9 XL LE in linea moderna world of style and Leather Sand 21 world of living



- + XL lounge seating group with long side sofa
- + XL washroom with separate toilet room and XL round shower



## Living area features

- + Standard: linea classica world of style, optional: linea moderna world of style with furniture finishes with bicolor look
- + Rectangular living room table with chrome piping, can be rotated by 360° and moved in two directions using a foot pedal
- + Indirect ambient lighting with separate control from the main light, numerous spotlights with LED lighting technology
- + Shoe cabinet with holding system for up to 4 pairs of shoes integrated in plinth of seat bench
- + Biggest drop-down bed in its class above driver's cab measuring 195 x 160 cm
- + Easy storage compartment access without removing the upholstery via the seat bench cover of the L-shaped lounge seating group with patented fitting and swing-up side seat bench



Models I 4.2 DB, I 4.8 LE,  
I 4.9 LE, I 4.9 LE L, I 5.0 QB,  
I 5.0 QB L

### Large L-shaped lounge seating group with wide side seat bench

- + Optional: 5th belted seat
- + Pull out system for 32" flat screen television behind side seat bench back rest (optional)
- + Comfortable access to drop-down bed via side seat bench



TV pull-out system behind side seat  
bench backrest



Model I 5.3 QB SL

### Opposing side sofas

- + Extra large aisle from driver's cab to living area
- + Pull-out system for 32" LED flat screen behind side sofa backrest (optional)
- + Convenient access to drop-down bed via side sofa




TV pull-out system behind side sofa  
backrest



Models I 5.9 XL LE, I 6.2 XL QB

### XL lounge seating group with long side sofa

- + Optional: 5th belted seat
- + Long side sofa at passenger side with storage space access
- + Electric pull out system for 40" LED flat screen television behind side seat bench back rest (optional)



TV pull-out system behind side sofa  
backrest





chic c-line I 4.9 LE in linea moderna world of style and Leather Sand 21 world of living with Sky Dream Comfort option and all-round overhead storage cabinets instead of drop-down bed



Practical shoe cabinet beneath L-shaped lounge seating group in entrance area with holding system, linea classica world of style



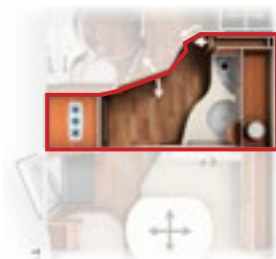
chic c-line I 4.8 LE in linea classica world of style and part-leather ivory world of living, with option of omitting drop-down bed, but with all-round overhead storage cabinets above the driver's cabin.



L-shaped lounge seating group with wide side seat bench (not I 5.3 QB SL, XL models)

## Kitchen highlights

- + Corner kitchen with a high standard of comfort
- + Slide-out storage cabinet with additional storage space
- + "Professional gourmet" 3-ring hob with 2 part glass cover, robust cast iron trivet and easy-clean glass surface
- + Kitchen area with six large drawers, middle drawer with integrated waste bins
- + Coffee machine lift, can be lowered out of overhead storage compartment
- + 153 l fridge with door opening at both sides and separate freezer compartment
- + Sink cover as additional work surface/cutting board




Model I 4.2 DB, I 4.8 LE

### Corner kitchen

- + Large work surface
- + Room-high slide-out storage cabinet
- + Bar cupboard with decorative glass door and interior lighting



Coffee machine lift, can be lowered out of overhead storage compartment



Models I 4.9 LE, I 4.9 LE L,  
I 5.0 QB, I 5.0 QB L, I 5.9 XL LE,  
I 6.2 XL QB

### Luxury corner kitchen

- + Elegantly curved work surface, extended sideways as far as the round washroom wall
- + Slide-out storage cabinet integrated in round washroom wall
- + Separate bottle cabinet
- + Bar cupboard with decorative glass door and interior lighting



Coffee machine lift, can be lowered out of overhead storage compartment



Room-high slide-out storage cabinet in linea classica world of style  
(I 4.2 DB, I 4.8 LE)



Slide-out storage cabinet in round washroom wall integrated in linea moderna world of style (except I 4.2 DB, I 4.8 LE)





**Luxury corner kitchen with curved work surface in linea moderna world of style**  
(I 4.9 LE, I 4.9 LE L, I 5.0 QB, I 5.0 QB L, I 5.9 XL LE, I 6.2 XL QB)



**Corner kitchen with professional gourmet cooker in linea classica world of style** (I 4.2 DB, I 4.8 LE)



**Six large drawers with lots of storage space volume and a central pull-out unit with two separate waste bins in the linea moderna world of style**



## chic c-line I 5.3 QB SL – open feeling of spaciousness

Open space concept with wide aisle as far as the driver's cab thanks to the seating group with side sofa opposite, i.e. "face to face"



Registered for patent approval. <sup>(4)</sup> Leading by means of innovation:

Pull-out partitioning and TV wall

- + Corner kitchen with work surface extension as far as the round washroom wall
- + Slide-out storage cabinet integrated in round washroom wall
- + Luxury washroom with separate shower
- + Changing area, washroom door with room dividing function to the living area
- + Room-high wardrobe
- + Pull-out room partitioning and TV wall for individual room partitioning between sleeping area/changing room with integrated TV (optional)
- + Large queen-size bed with easy access
- + Additional wardrobes at each side of queen-size bed, two large drawers at front of queen-size bed



The corner kitchen with slide-out storage cabinet and fridge at hand height provides lots of work surface and storage space in the linea moderna world of style



chic c-line I 5.3 QB SL with “face to face” lounge seating group with opposing side sofas in the linea moderna world of style and part-leather ivory world of living



chic c-line I 5.3 QB SL with extra-large living area aisle thanks to conveniently movable living area table in the linea moderna world of style and part-leather ivory



## Washroom and changing room highlights

- + Solid washroom door with strong hinges, metal handle and door lock
- + Waterproof shower inlay, removable for cleaning
- + Washroom with numerous storage areas
- + Spacious mirror and wash stand base unit



Model I 4.2 DB, I 4.8 LE

### Space saving combination washroom with changing room


- + Separate round shower
- + Integrated shelf in shower wall (I 4.8 LE)
- + Towel holder in rooflight (I 4.8 LE)
- + Washroom door with room dividing function from living area
- + Solid wood sliding door for separating changing room/living area (I 4.8 LE)
- + Room-high wardrobe



Round shower can be separated from above



Combined washroom with spacious washroom and separate round shower




Models I 4.9 LE, I 4.9 LE L, I 5.0 QB, I 5.0 QB L, I 5.3 QB SL

### Luxury washroom with changing room

- + Large washroom/toilet room
- + Shower opposite
- + Solid wood sliding door with room dividing function so that changing room can be separated from sleeping area and living area (models I 4.9 LE, I 4.9 LE L, I 5.0 QB)
- + Pull-out room partitioning and TV wall with room dividing function for changing room (models I 5.0 QB, I 5.3 QB SL)
- + Washroom/toilet room double function door for simultaneous separation of living area aisle and toilet room
- + L-models with room-high wardrobe

Registered for patent approval. <sup>(1)</sup> Leading by means of innovation:  
Pull-out partitioning and TV wall



Large washroom/toilet room



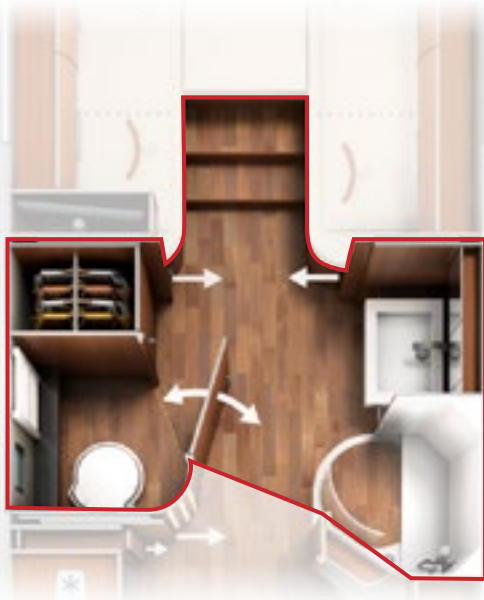


Double function door for washroom/toilet room for simultaneous partitioning of the living area aisle and the toilet room (I 4.9 LE, I 4.9 LE L, I 5.0 QB L), Siena bicolor world of style



Luxury washroom with changing room, room partitioning from sleeping area via pull-out room dividing and TV wall and from living area via washroom door (I 5.0 QB, I 5.3 QB SL)

## XL washroom with changing room in XL models



Models I 5.9 XL LE, I 6.2 XL QB

- + XL washroom with separate toilet room, open washing area and spacious round shower
- + Room partitioning from sleeping and living areas via two solid wood sliding doors
- + XL round shower with waterproof shower insert with same design as living area floor (easy to remove for cleaning), rooflight incl. pleated blackout blind
- + Separate toilet room with towel warmer, footwell extension and side window
- + Mini-Heki skylight in toilet room
- + Room-high wardrobe



Practical towel rail in Mini-Heki above the shower



Separate toilet room with towel warmer, side window



Particularly comfortable for tall travellers: the footwell extension in the toilet room





Open washing area with designer washbasin



XL round shower with waterproof shower insert with same design as living area floor (easy to remove for cleaning), rooflight incl. pleated blackout blind



Typical Carthago: spacious changing room, separable from sleeping and living areas via two solid wood sliding doors



## Sleeping area highlights

- + Extra large sleeping areas
- + 7-zone cold foam mattresses with breathable climate quilting

- + Carawinx sleeping system – medically recommended, point-elastic under springing system



Model I 4.2 DB

### Rear transverse bed

- + Large sleeping area
- + Large steps for accessing the bed
- + Room-high wardrobe
- + Additional large wardrobe beneath bed



Room-high wardrobe



Models I 4.8 LE, I 4.9 LE, I 4.9 LE L, I 5.9 XL LE

### Large lengthways single beds

- + Adjustable head sections
- + Wardrobes beneath the lengthways single beds, easily accessible from front and above via the lift function – lowered into the double floor for additional interior height
- + Sleeping area extension between the beds using additional mattress, access via pull-out comfort access steps
- + Standard TV cabinet for lengthways single bed models, optional extra long TV pull-out system



Wardrobes beneath lengthways single beds with lift function



Models I 5.0 QB, I 5.0 QB L, I 5.3 QB SL, I 6.2 XL QB

### Large queen-size bed

- + Unique: pull-out room partitioning and TV wall for separating washroom area, with TV holder for watching TV in two positions
- + Adjustable head section
- + Two wardrobes at each side of the queen-size bed
- + Two large drawers at the front of the queen-size bed

**Registered for patent approval. <sup>(1)</sup> Leading by means of innovation:**  
Pull-out partitioning and TV wall



Large drawers at front of queen-size bed



Large lengthways single beds with pull-out comfort access steps (I 4.8 LE, I 4.9 LE, I 4.9 LE L, I 5.9 XL LE)



Large queen-size bed (I 5.0 QB, I 5.0 QB L, I 5.3 QB SL, I 6.2 XL QB)



Standard TV cabinet for lengthways single bed models, optional: TV pull-out system



Large transverse rear bed (I 4.2 DB)



## chic c-line I 4.2 DB



## chic c-line I 4.8 LE



**Registered for patent approval. <sup>(1)</sup> Leading by means of innovation:**  
Changing room with room dividing function;  
Pull-out comfort access steps


## chic c-line I 4.9 LE/I 4.9 LE superior



**Registered for patent approval. <sup>(1)</sup> Leading by means of innovation:**  
Double function door washroom / toilet room;  
Pull-out comfort access steps

## MODEL HIGHLIGHTS

- + Short vehicle length, large L-shaped lounge seating group with wide side seat bench and rectangular living area table with chrome piping
- + Corner kitchen with room-high slide-out storage cabinet
- + Combined bathroom with round shower, washroom door with room dividing function
- + Changing room with room partitioning from living area/sleeping area via solid sliding door and from living area via washroom door
- + Room-high wardrobe
- + Additional wardrobe beneath the rear bed




Chassis	Weight ready to drive	Payload up to	Seats with three-point seat belt	Berths
Fiat Ducato AL-KO Low frame 35 light	3,065 kg	1,395 kg	4/5*	4/5*

- + Large L-shaped lounge seating group with wide side seat bench and rectangular living area table with chrome piping
- + Corner kitchen with room-high slide-out storage cabinet
- + Combined bathroom with round shower, washroom door with room dividing function
- + Changing room with room partitioning from living area/sleeping area via solid sliding door and from living area via washroom door
- + Room-high wardrobe
- + Large lengthways single beds with pull-out comfort access steps
- + Additional wardrobes beneath the lengthways single beds, with large interior height due to lowering into the double floor
- + TV cabinet in sleeping area, with optional extra-long 24" TV pull-out system



Chassis	Weight ready to drive	Payload up to	Seats with three-point seat belt	Berths
Fiat Ducato AL-KO Low frame 40 heavy	3,365 kg	1,135 kg	4/5*	4/5*

- + Large L-shaped lounge seating group with wide side seat bench and rectangular living area table with chrome piping
- + Large luxury corner kitchen with curved work surface
- + Slide-out storage cabinet integrated in round washroom wall
- + Luxury washroom with separate shower
- + Changing room with room partitioning from living area/sleeping area via solid sliding door and from living area via washroom door
- + Large lengthways single beds with pull-out comfort access steps
- + Wardrobes beneath the lengthways single beds: with large interior height due to lowering into the double floor
- + TV cabinet in sleeping area, with optional extra-long 24" TV pull-out system



Chassis	Weight ready to drive	Payload up to	Seats with three-point seat belt	Berths
Fiat Ducato AL-KO Low frame 40 heavy	3,305 kg/3,325 kg	1,195 kg/1,175 kg	4/5*	4/5*
Mercedes-Benz Sprinter AL-KO Low frame	3,385 kg/3,405 kg	1,115 kg/1,095 kg	4/5*	4/5*



## chic c-line I 4.9 LE L/4.9 LE L superior



AL-KO



Mercedes-Benz  
AL-KO



Registered for patent approval. <sup>(1)</sup> Leading by means of innovation:

Double function door washroom / toilet room;  
Pull-out comfort access steps



## chic c-line I 5.0 QB/I 5.0 QB superior



AL-KO

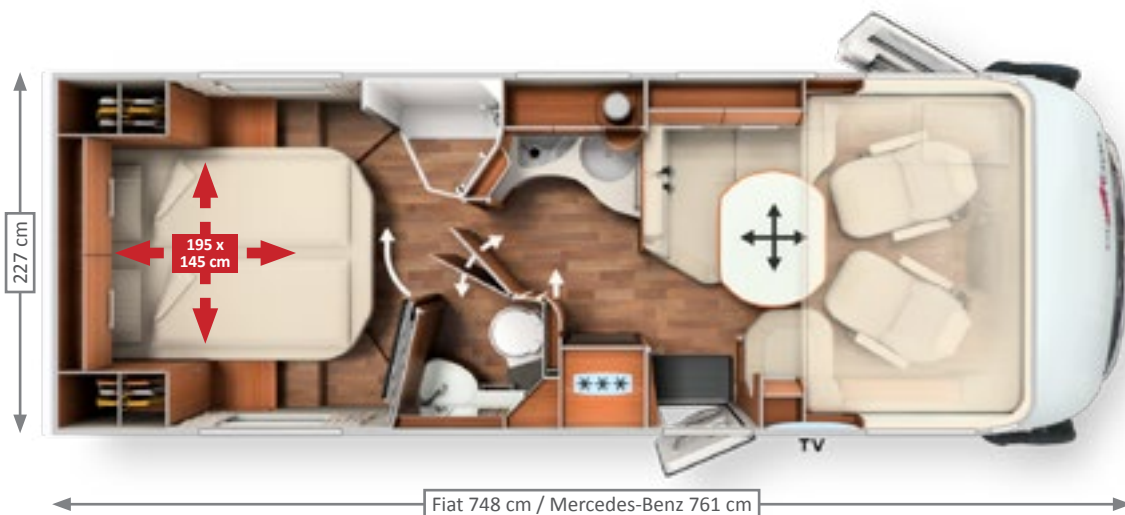


Mercedes-Benz  
AL-KO



Registered for patent approval. <sup>(1)</sup> Leading by means of innovation:

Double function door washroom / toilet room;  
Pedelec garage;  
Pull-out partitioning and TV wall



## chic c-line I 5.0 QB L/5.0 QB L superior



AL-KO



Mercedes-Benz  
AL-KO




Registered for patent approval. <sup>(1)</sup> Leading by means of innovation:

Double function door washroom / toilet room;  
Pedelec garage



## MODEL HIGHLIGHTS

- + Large L-shaped lounge seating group with wide side seat bench and rectangular living area table with chrome piping
- + Large corner kitchen with curved worktop
- + Slide-out storage cabinet integrated in round washroom wall
- + Luxury washroom with separate shower
- + Changing room with room partitioning from living area/sleeping area via solid sliding door and from living area via washroom door
- + Room-high wardrobe
- + Large lengthways single beds with pull-out comfort access steps, additional wardrobes beneath the beds with outstanding interior height thanks to lowering into the double floor
- + TV cabinet in sleeping area, with optional extra-long 24" TV pull-out system



Chassis	Weight ready to drive	Payload up to	Seats with three-point seat belt	Berths
Fiat Ducato AL-KO Low frame 40 heavy	3,395 kg/3,415 kg	1,105 kg/1,085 kg	4/5*	4/5*
Mercedes-Benz Sprinter AL-KO Low frame	3,475 kg/3,495 kg	1,025 kg/2,005 kg	4/5*	4/5*

- + Large L-shaped lounge seating group with wide side seat bench and rectangular living area table with chrome piping
- + Large corner kitchen with curved worktop
- + Slide-out storage cabinet integrated in round washroom wall
- + Luxury washroom with separate shower
- + Changing area, washroom door with room dividing function to the living area
- + Pull-out room divider and TV wall for individual room partitioning between sleeping/changing area
- + Large queen-size bed with convenient access, comfortable sleeping width up to the foot area, two wardrobes at side of bed, two large drawers at front of bed



Chassis	Weight ready to drive	Payload up to	Seats with three-point seat belt	Berths
Fiat Ducato AL-KO Low frame 40 heavy	3,305 kg/3,325 kg	1,195 kg/1,175 kg	4/5*	4/5*
Mercedes-Benz Sprinter AL-KO Low frame	3,385 kg/3,405 kg	1,115 kg/1,095 kg	4/5*	4/5*

- + Large L-shaped lounge seating group with wide side seat bench and rectangular living area table with chrome piping
- + Large corner kitchen with curved worktop
- + Slide-out storage cabinet integrated in round washroom wall
- + Luxury washroom with separate shower
- + Changing room with room partitioning from living area/sleeping area via solid sliding door and from living area via washroom door
- + Room-high wardrobe
- + Large queen-size bed with convenient access, comfortable sleeping width up to foot area, two wardrobes at side of bed, two large drawers at front of bed



Chassis	Weight ready to drive	Payload up to	Seats with three-point seat belt	Berths
Fiat Ducato AL-KO Low frame 40 heavy	3,415 kg/3,435 kg	1,085 kg/1,065 kg	4/5*	4/5*
Mercedes-Benz Sprinter AL-KO Low frame	3,495 kg/3,515 kg	1,005 kg/1,985 kg	4/5*	4/5*

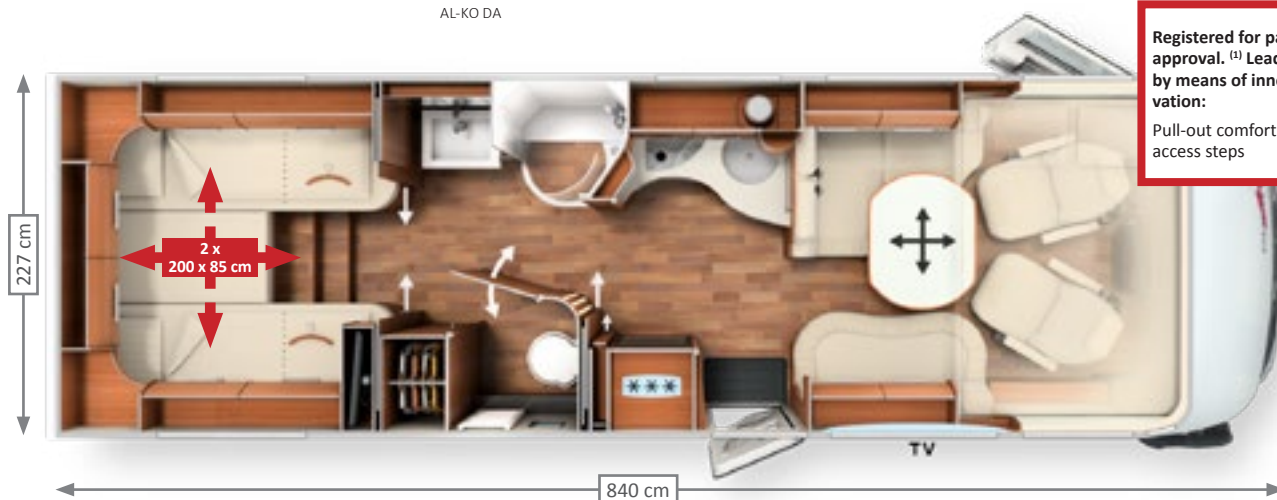
### chic c-line I 5.3 QB SL



Registered for patent approval. <sup>(1)</sup> Leading by means of innovation.

Double function door washroom / toilet room;  
Pedelec garage;  
Pull-out partitioning and TV wall

### chic c-line I 5.9 XL LE



Registered for patent approval. <sup>(1)</sup> Leading by means of innovation:

Pull-out comfort access steps

### chic c-line I 6.2 XL QB



Registered for patent approval. <sup>(1)</sup> Leading by means of innovation:

Pedelec garage



## MODEL HIGHLIGHTS

- + Open room concept with large living area, wide aisle from seating group to driver's cab, **two opposing "face to face" side sofas**
- + Corner kitchen with extended work surface at side as far as the round washroom wall
- + Slide-out storage cabinet integrated in round washroom wall
- + Comfortable luxury washroom with separate shower
- + Changing area, washroom door with room dividing function to the living area
- + Room-high wardrobe
- + Pull-out room divider and TV wall for individual room partitioning between sleeping/changing area
- + Large queen-size bed with convenient access, comfortable sleeping width up to the foot area, additional wardrobes at side of bed, two large drawers at front of bed



Chassis	Weight ready to drive	Payload up to	Seats with three-point seat belt	Berths
Fiat Ducato AL-KO Low frame 40 heavy	3,395 kg	1,105 kg	4	4/5*

- + **XL lounge seating group with long side sofa**, rectangular living area table with chrome piping
- + Optional: Electric pull-out system for 40" LED flat screen behind side sofa backrest
- + Large luxury corner kitchen with curved worktop, slide-out storage cabinet integrated in round washroom wall
- + **XL washroom**, separate toilet room, open washing area, spacious round shower, room-high wardrobe; Room partitioning for sleeping and living areas via two solid wooden sliding doors
- + Toilet room with towel warmer, footwell extension and side window
- + Large lengthways single beds with pull-out comfort access steps, wardrobes beneath the beds with outstanding interior height thanks to lowering into double floor
- + TV cabinet in sleeping area, with optional 24" TV pull-out system



Chassis	Weight ready to drive	Payload up to	Seats with three-point seat belt	Berths
Fiat Ducato AL-KO Low frame 40 heavy DA	3,825 kg	1,175 kg	4/5*	4/5*

- + **XL lounge seating group with long side sofa**, rectangular living area table with chrome piping
- + Optional: Electric pull-out system for 40" LED flat screen behind side sofa backrest
- + Large luxury corner kitchen with curved worktop, slide-out storage cabinet integrated in round washroom wall
- + **XL washroom**, separate toilet room, open washing area, spacious round shower, room-high wardrobe; Room partitioning for sleeping and living areas via two solid wooden sliding doors
- + Toilet room with towel warmer, footwell extension and side window
- + Large queen-size bed, comfortable sleeping width up to the foot area, two wardrobes at side of bed, two large drawers at front of bed



Chassis	Weight ready to drive	Payload up to	Seats with three-point seat belt	Berths
Fiat Ducato AL-KO Low frame 40 heavy DA	3,825 kg	1,175 kg	4/5*	4/5*

# chic c-line

## Exterior



AL-KO



Mercedes-Benz

AL-KO

### Standard white

**Main cabin** white; **Vehicle front** white; **A-pillar, front, side and rear skirting and wheel arches** silver/platinum  
(Figure shows Mercedes-Benz Sprinter)



### Option Silverline

**Main cabin** silver; **Vehicle front** silver; **A-pillar, front, side and rear skirting and wheel arches** silver/platinum  
(Figure shows Fiat Ducato)



Fiat Ducato front design



Mercedes-Benz front design



Fiat Ducato rear design



Mercedes-Benz rear design

## Driver's cabin design

**chic c-line on Fiat Ducato** with part leather ivory world of living



**chic c-line on Mercedes-Benz Sprinter** with leather sand 21 world of living  
(Figure with option of omitting drop-down bed)







Usable height  
up to 70 cm

## Double floor with huge storage compartment

EASY ENTRY – convenient loading from the outside, easy removal from the inside



PASSENGER SIDE

Gas bottle compartment



Scooter garage with considerable interior height thanks to deep lowering, accessible at both sides via a large door at the driver's side and a second door at the passenger side

Exterior loading



Convenient loading of the double floor storage compartment via a large external hatch (at the passenger side)

Unload from the inside

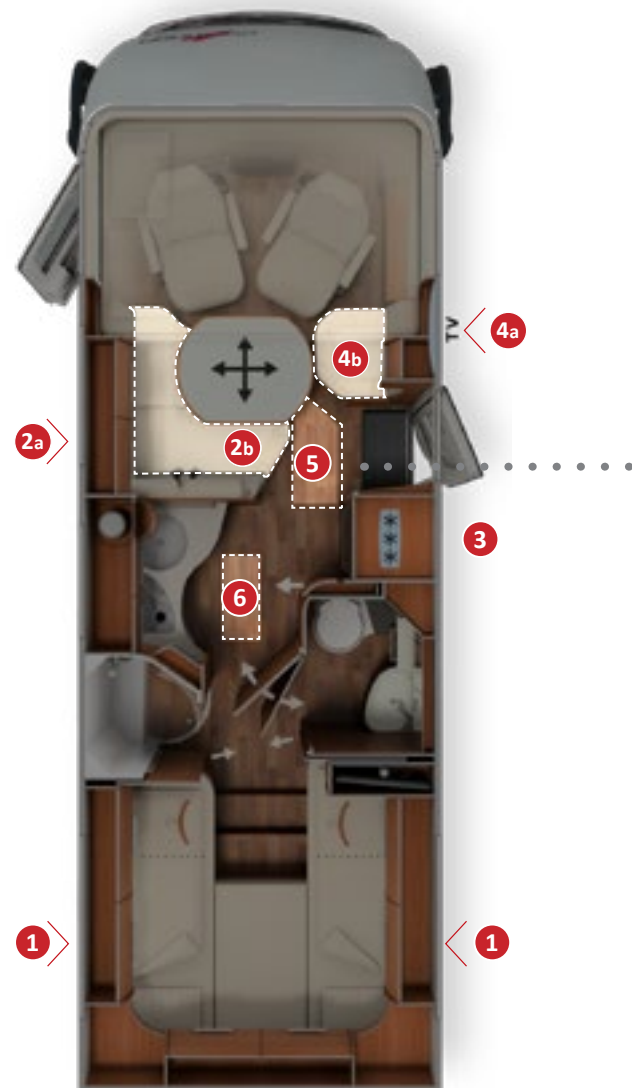


Easy removal of storage compartment contents from the inside via the swing-up seat bench cover of the L-shaped lounge seating group

Further double floor storage



Living area floor hatch with double floor storage box (42 cm usable depth) in heated double floor





- + **Double floor** with huge, heated storage compartment, usable height up to 70 cm
- + **Exterior access** via several large hatches
- + Convenient **access from the inside** via the L-shaped lounge seating group seat bench cover and via the swing-up side seat bench and the large living area floor hatch
- + **Large, central through-loading space** (interior height 22 cm), with extra-low double floor storage compartment (usable height 46 cm), convenient loading through the entrance door via a large, adjustable living area floor hatch
- + The entire double floor is heated with a **climate storage function** and underfloor heating effect

**DRIVER'S SIDE**

Large, additional double floor storage compartment with separate external hatch (at the driver's side)



Convenient loading of the double floor storage compartment via a large external hatch

Exterior loading



Huge living area floor hatch in the entrance area: easy to load from the outside when main cabin door is open



Convenient removal of contents via swing-up side seat bench


Unload from the inside



## On-board technology


Electrical technology, water supply, warm air storage heating technology

C




**Hot air storage**

heating system Truma Combi 6




**Optional: ALDE warm water central heating**

(Standard with chic c-line XL)



**Double floor**

With climate storage function and underfloor heating effect



**Capacity**

170 l fresh water tank  
140 l waste water tank  
2 x 80 Ah gel batteries



**Additional heating of driver's cab area** from heated dashboard surface, therefore less cold radiation from the windscreen into the driver's cabin/living area (using heat convectors with ALDE warm water heating).




**Truma Combi 6 warm air storage heating system** with numerous warm air outlets in the entire double floor basement, the living area, the rear garage, the driver's cabin and the cold-sensitive door entrances



**"Easy change" gas bottle compartment**, extra-low for convenient bottle changing, both bottles individually accessible

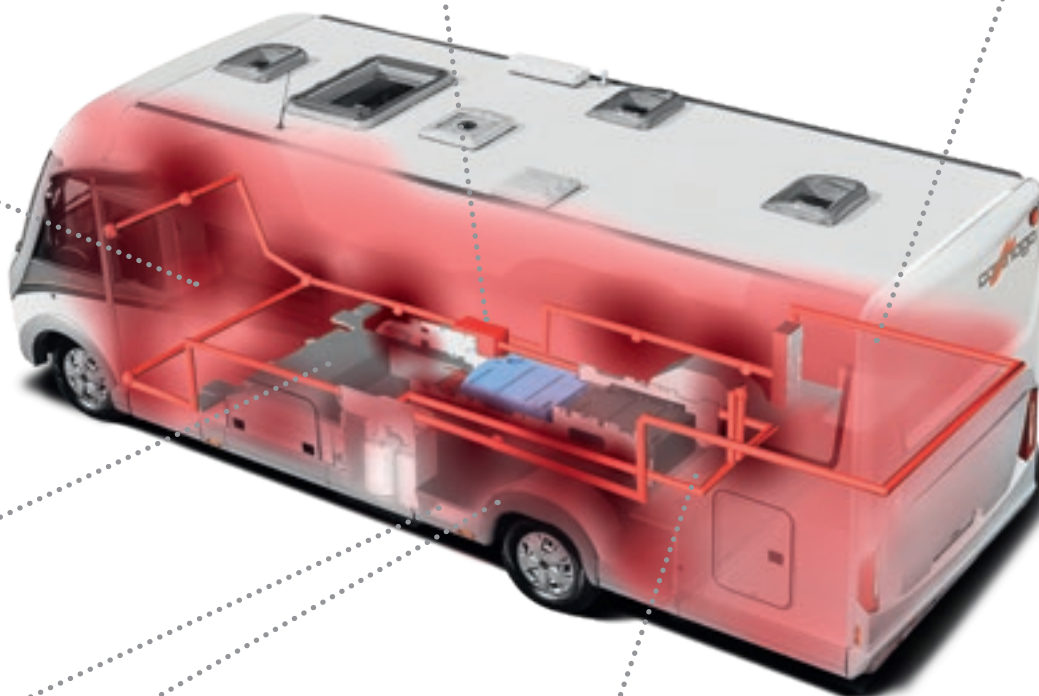




**Heated battery centre** with main battery switch. Standard: Gel batteries 2 x 80 Ah, easily accessible, optional Lithium ion battery, 90 Ah including battery computer.



**Electrical centre easily accessible** in rear garage



**Water tanks protected from frost** in heated double floor



**Central water drain** in the double floor basement – can also be operated from the outside through the main cabin door

### “Coming Home” function



The remote control in the main key activates the central locking and the exterior lighting simultaneously

### Bus mirror “best view”



With large main and wide-angle mirror

### Aguti pilot driver's cab seats



With outstanding sitting comfort, two armrests, multiple adjustment

### Garage access from both sides



Convenient access via two large doors at driver and passenger side

### Main cabin door “premium two”



with safety double locking system, door limiter, door window and insect screen blind

### Full LED headlights



Dipped beam and main beam with daytime driving lights with LED fibre optics for perfect illumination and excellent visibility



### Ambient lighting



With individual continuously variable dimming function, with separate switching from room light (mood lighting)

### Slide-out storage cabinet



Practical storage compartment with easy access at hand and eye height (height depending on model)

### 360° luxury living area table



Using the foot pedal, can be moved in two directions and rotates 360° for optimal integration of all seats

### Coffee machine lift



Can be lowered out of kitchen overhead storage compartment (lift standard, coffee or coffee capsule machine optional)

### Shoe cabinet



in the L-shaped lounge seating group in the entrance area with shoe holding system for up to four pairs of shoes

### Carawinx sleeping system



Medically recommended, point elastic point elastic under springing system and 7-zone quality cold foam mattress





AL-KO



Mercedes-Benz

AL-KO

# chic e-Line

## New Generation

## The jewel in the crown of the Carthago liner class:

More comfort, more self-sufficiency, more independence

(Fiat Ducato/Mercedes-Benz Sprinter: AL-KO single and twin axle)

The chic e-line impresses with pure elegance, both exterior and interior, thanks to its unique “emotional” furniture design and tremendous amount of living area height of 211 cm. The new generation of the self-sufficiency champion is more exclusive and comfortable than ever before.



### Weight class

- + Comfort-related floor plans up to 4.8 t (Fiat Ducato)/4.5 t (Mercedes-Benz Sprinter) or 5.4 t (Fiat Ducato DA) / 5.5 t (Mercedes-Benz Sprinter DA) permissible gross weight



AL-KO



Mercedes-Benz  
AL-KO

### Chassis

- + Fiat Ducato 40 heavy/Mercedes-Benz Sprinter, AL-KO low frame special Carthago with 198 cm wide wheel-base rear axle. Optional: twin axle
- + Fiat Ducato safety package: Airbag, ABS, ESP, ASR, electric immobiliser, hill holder, Hill Descent Control, Traction Plus / Mercedes-Benz Sprinter safety package: Airbag, side wind assistant (single axle), hill holder, ABS, ASR, EBV, ESP
- + Carthago full LED headlights (dipped beam and main beam) incl. daytime driving lights with LED fibre optics
- + Carthago driver's cab vision concept with extended upwards and downwards viewing angle
- + Electric pleated windscreen blind with individually programmable privacy and sun visor function



### Living comfort

- + “Emotional” furniture design, two worlds of style to choose from, two-level room concept with outstanding living area height of 211 cm
- + Large round seating group with luxury living area table, wide side seat bench and swivel-out shoe cabinet
- + Corner kitchen with pull-out kitchen work surface and worktop extension, electric central locking for the entire kitchen area including the pull-out work surface, bar and shoe cabinet; automatic locking while driving
- + Comfortable luxury washroom, separable changing room, solid wooden sliding door



### Storage space

- + Double floor with huge heated storage compartment, usable height up to 70 cm
- + Exterior access via several large hatches, convenient access from the inside via the seat bench cover of the round seating group and the swing-up side seat bench as well as the large living area floor hatch



- + Large, central through-loading space (interior height 22 cm), with extra-low double floor storage compartment (usable height 46 cm), convenient loading through entrance door via a large living area floor hatch
- + Scooter garage with interior height of up to 132 cm, load capacity up to 450 kg



#### Self-sufficiency / technology

- + 235 l fresh water, 185 l waste water
- + 2 x 80 Ah gel batteries (can be increased to 3 x 80 AH)



#### Air conditioning/heating

- + ALDE warm water central heating
- + Double floor with underfloor heating effect
- + Carthago driver's cab thermal concept



**Many chic e-line models also available on Mercedes-Benz Sprinter with AL-KO low frame - see model overview and price list!**





**chic e-line I 50 LE DA** with linea chiara world of style and Leather Macchiato 21 world of living, with Sky Dream Comfort option





chic e-line/s-plus





chic e-line I 50 LE in linea nobile world of style and leather ivory 21 world of living





# chic e-Line XL

with double axle



AL-KO DA



Mercedes-Benz

AL-KO DA



## The XL jewel in the crown of the Carthago Liner Class with even more payload reserves

(Fiat Ducato AL-KO twin axle up to 5.4 t and Mercedes-Benz AL-KO twin axle up to 5.5 t)



### Weight class

- + Extra comfort-oriented floor plans with permissible gross vehicle weight of up to 5.4 t (Fiat Ducato)/5.5 t (Mercedes-Benz Sprinter)



AL-KO DA



Mercedes-Benz  
AL-KO DA

### Chassis

- + Fiat Ducato 40 heavy DA or Mercedes-Benz Sprinter DA, AL-KO low frame special Carthago with 198 cm wide wheelbase rear axle
- + Fiat Ducato DA safety package: Airbag, ABS, ESP, ASR, electric immobiliser, hill holder, Hill Descent Control, Traction Plus / Mercedes-Benz Sprinter DA safety package: Airbag, hill holder, ABS, ASR, EBV, ESP
- + Carthago driver's cab vision concept with extended upwards and downwards viewing angle
- + Carthago full LED headlights (dipped beam and main beam) incl. daytime driving lights with LED fibre optics



### XL model living comfort

- + XL lounge seating group with luxury living room table and long, pull-out sitting / sleeping sofa
- + XL washroom with separate toilet room, open washing area and large round shower, room partitioning using two solid wooden sliding doors



### Self-sufficiency / technology

- + 235 l fresh water, 185 l waste water
- + 2 x 80 Ah gel batteries (can be increased to 3 x 80 AH)



### Air conditioning/heating

- + ALDE warm water central heating
- + Double floor with underfloor heating effect
- + Carthago driver's cab thermal concept

## XL highlights



chic e-line I 64 XL QB in linea nobile world of style and leather sand performance 21 world of living on Mercedes-Benz Sprinter



- + XL lounge seating group with long, pull-out sitting / sleeping sofa
- + XL washroom with separate toilet room with towel warmer, XL round shower and additional warm water underfloor heating





**IVECO**  
DAILY

# chic s-plus /s-plus XL

## The crown jewel of the Carthago Liner Class

with high-traction rear-wheel drive

(Iveco Daily 5.8 t/6.7 t)

The high-traction rear wheel drive, the towed load up to 3.5 t, the large payload reserves and the optional 8 gear automatic transmission are characteristic of the chic s-plus. Visually and technically it is identical to the chic e-line, and cannot deny its Liner genes.

Thanks to the original Iveco Daily driver's cabin platform, even more safety with the standard side wind assistant.



### Weight class

- + Comfort-oriented floor plans with permissible gross vehicle weight of up to 5.8 t or 6.7 t



### Chassis

- + Iveco Daily, ladder frame with high-traction rear-wheel drive and dual wheels
- + Large payload reserves, high towing loads of up to 3.5 t
- + Optional 8 gear ZF automatic transmission
- + Iveco Daily safety package: airbag, ESP, ABS, ASR, electric immobiliser, Hillholder
- + Carthago driver's cab vision concept with extended upwards and downwards viewing angle
- + Carthago full LED headlights (dipped beam and main beam) incl. daytime driving lights with LED fibre optics
- + Electric pleated windscreen blind with individually programmable privacy and sun visor function



### Living comfort

- + "Emotional" furniture design, two worlds of style to choose from, two-level room concept with outstanding living area height of 211 cm
- + Large round seating group with luxury living room table and wide seating bench and XL models with XL lounge seating group, luxury living room table and long, pull-out sitting/sleeping sofa, swivel-out shoe cabinet
- + Corner kitchen with pull-out kitchen work surface with worktop extension, electric central locking for the entire kitchen area including pull-out work surface, bar and shoe cabinet, and automatic locking while driving
- + Luxury washroom, separable changing room and XL: XL washroom with separate toilet room, open washing area and large round shower, room partitioning using two solid wooden sliding doors



#### Storage space

- + Double floor with huge heated storage compartment, usable height up to 78 cm
- + Exterior access via several large hatches, convenient access from the inside via the seat bench cover of the round seating group and the swing-up sitting / sleeping sofa
- + Large, central through-loading space (interior height 20 cm) with double floor storage compartment (usable height 20 cm), conveniently loadable via large, self-supporting living area floor hatch
- + Scooter garage: Interior height up to 145 cm, loadable up to 450 kg



#### Self-sufficiency / technology

- + 235 l fresh water, 200 l waste water, optional: ceramic fixed tank toilet
- + 2 x 80 Ah gel batteries (can be increased to 4 x 80 AH)



#### Air conditioning/heating

- + ALDE warm water central heating
- + Double floor basement with underfloor heating effect
- + Carthago driver's cab thermal concept



chic s-plus



chic s-plus I 61 XL LE in linea chiara world of style and leather ivory 21 world of living





## Living area features

- + "Emotional" furniture design, two-level room concept with outstanding living area height of 211 cm
- + Standard: linea chiara world of style, optional: linea nobile world of style
- + Luxury living room table with real wood round profile and chrome piping
- + Living area seat upholstery with comfortable ergonomics and side leather panels with Carthago C-branding
- + Overhead cabinet design with open shelves and Carthago C-branding above lounge seating group
- + Pull-out shoe cabinet in entrance area with shoe storage system
- + Biggest drop-down bed in its class above driver's cab 195 x 160 cm\*
- + Optional: Sky Dream Comfort with two large panoramic skylights, suspended interior liner and all-round overhead storage cabinets above driver's cab
- + Easy storage compartment access without removing the upholstery via the seat bench cover of the L-shaped lounge seating group with patented fitting and swing-up side seat bench



Models I 50 LE, I 51 LE, I 51 QB, I 52 QB

### Large front round seating group

- + with wide side seat bench, optional: 5th belted seat
- + "Quick up" TV pull-out system behind the side seat bench backrest, connection pre-wiring for 32" LED flat screen




TV pull-out system for 32" LED flat screen behind side sofa backrest



Models I 61 LE XL, I 64 QB XL

### XL lounge seating group

- + With long side sofa incl. pull-out sitting / sleeping sofa and storage compartment access
- + Optional: 5th belted seat
- + Optional: "Quick up" TV pull-out system, electrically extendible behind the side seat bench backrest, connection pre-wiring for 40" LED flat screen
- + Optional: Pull-out living area table



TV pull-out system for 40" LED flat screen behind side sofa backrest



Front round seating group with wide side seat bench and luxury living area table (except XL models)



Elegant and practical: swivel-out shoe cabinet integrated in the L-shaped lounge seating group with central locking via switch in kitchen area



Perfect design, highest levels of comfort and space for cosy evenings with guests: chic e-line I 64 XL QB in linea nobile world of style and leather sand performance 21 world of living.



Optional "Sky Dream Comfort": All-round overhead storage cabinets above the lounge seating group and driver's cabin instead of drop down bed as well as two large panorama skylights in the suspended designer roof liner with integrated indirect ambient lighting (linea chiara world of style, leather macchiato 21 world of living).



## Kitchen highlights


- + Corner kitchen with pull-out kitchen work surface with worktop extension, easily accessible storage space reserves, bottle holder and two waste bins
- + Kitchen counter in vertical waveform and exclusive designer bar cabinet for visual separation of the living area
- + Electric central locking for the entire kitchen area including pull-out work surface, bar cabinet and shoe cabinet; automatic locking during travel
- + "Professional gourmet" 3-ring hob with divided glass cover, robust cast iron trivet and easy-clean glass surface
- + 153 l fridge with door opening at both sides and separate freezer compartment
- + Sink cover can be used as additional work surface/cutting board
- + Designer mixer tap in metal with pull-out spray head



Model I 51 LE

### Corner kitchen

- + Large work surface
- + Room-high slide-out storage cabinet
- + Designer bar cupboard with decorative glass door and interior lighting



Models I 50 LE, I 51 QB,  
I 52 QB, I 61 XL LE, I 64 XL QB

### Luxury corner kitchen

- + Elegantly curved work surface, extended at side into the round washroom wall
- + Slide-out storage cabinet integrated in round washroom wall



Fridge with door opening at both sides and separate freezer compartment



Slide-out storage cabinet in round washroom wall integrated in linea nobile world of style (except I 51 LE)



Pull-out kitchen work surface with worktop extension, central locking, waste bins and bottle holders



Exclusive designer bar cabinet for six glasses with central locking



Optional coffee machine lift which can be pulled out downwards, including cup set and capsule holder

Designer corner kitchen in linea chiara world of style, with professional gourmet cooker, six large drawers and additional drawer with integrated waste bins



## Bathroom and changing area highlights

- + Large changing room, separable from the living and sleeping area
- + Room-high wardrobe (except I 51 QB)
- + Large mirror cabinet with shelving
- + Wash basin base unit with ample amount of storage space and numerous shelves
- + Solid washroom door with strong hinges, metal handle and door lock



Model 51 LE

### Comfort washroom with changing room

- + Separate shower
- + Single level washroom floor
- + Shower/washroom floor with real wood teak inlay, removable for showering
- + Dressing room: Room separation from bedroom/living area via bathroom door/sliding door




Separate shower in comfort washroom



Models I 50 LE, I 51 QB, I 52 QB

### Luxury washroom with changing room


- + Spacious washroom with washbasin and toilet
- + Spa rain shower with roof light above incl. blackout blind, standing height beneath rain shower 198 cm
- + Shower tray with dark granite look, shower corner pillar with high gloss ivory look with clothes hooks and shower walls in sandstone decor
- + Waterproof shower insert with same design as living area floor
- + Washroom/toilet room double function door for simultaneous separation of living room passage and toilet room



Luxurious spa rain shower




Comfort washroom with shower tray with dark granite look, shower corner pillar with high gloss ivory look with clothes hooks and shower walls in sandstone decor (except I 51 LE)



Luxury washroom with washroom/toilet room double function door (I 51 QB, I 52 QB)






Spacious washroom/toilet room (I 50 LE, I 51 QB, I 52 QB)



Comfort washroom with separable shower (I 51 LE)

Pull-out room partitioning and TV wall registered for patent approval<sup>(1)</sup>



In models I 51 QB and I 52 QB, a 3-piece pull-out room partitioning and television wall provides variable separation of the changing room from the sleeping area. The double function door provides privacy from the front when using the washroom/toilet room.



## Washroom and changing room, XL model highlights



Models I 61 XL LE, I 64 XL QB

- + Comfortable changing room can be separated from sleeping and living area by a solid sliding door/washroom door
- + Room-high wardrobe
- + Spacious mirror and wash stand base unit
- + XL washroom with separate toilet room, open washing area and spacious round shower
- + Room partitioning from the sleeping and living area via two solid wooden sliding doors
- + XL round shower with waterproof shower insert with same design as the living area floor (easy to remove for cleaning purposes), Mini-Heki skylight incl. pleated blackout blind
- + Shower tray with dark granite look, shower corner pillar with high gloss ivory look with clothes hooks and shower walls in sandstone decor
- + Alde hot water underfloor heating: Additional heating coils in double floor area of washroom
- + Separate toilet room with towel warmer, footwell extension, side window
- + Mini-Heki skylight in toilet room



Separate toilet room with practical towel warmer and side window



Particularly comfortable for tall travellers: the footwell extension in the toilet room



Open wash area and spacious round shower in XL washroom featuring shower tray with dark granite look, shower corner pillar with high gloss ivory look with clothes hooks and shower walls in sandstone decor



Convenient changing room in XL models: separable from sleeping and living area by a solid sliding door/washroom door



## Sleeping area highlights

- + Sleeping area headliner integrated in the furniture architecture in high-gloss ivory with indirect ambient lighting and four LED spotlights  
(Optional: Short version of ceiling canopy)
- + Rear wall design with leather-coated panel and large mirror
- + Carawinx sleeping system – medically recommended, point-elastic under springing system
- + High quality 7-zone cold foam mattress with breathable climate quilting
- + Room-high wardrobe (depending on model)
- + Sleeping area separated by solid wood sliding door



Models I 50 LE, I 51 LE, I 61 XL LE

### Lengthways single beds

- + Adjustable head section, convenient pull-out access steps (I 51 LE extra low access without steps)
- + Wardrobes beneath the lengthways single beds, easily accessible from the front and above due to the lift function – outstanding interior height due to lowering into the double floor
- + Standard TV cabinet, optional extra long TV pull-out system



Easy access to wardrobes from the front and above thanks to the lift function



Models I 51 QB, I 52 QB, I 64 XL QB

### Queen-size bed in 200 cm king-sized format with adjustable head sections

- + Two wardrobes at each side of the queen-size bed
- + Two large drawers at the front of the queen-size bed
- + Unique: pull-out room partitioning and TV wall for separating washroom area incl. TV holder for watching TV in two positions

Registered for patent approval. <sup>(1)</sup>Leading by means of innovation:  
Pull-out partitioning and TV wall



Two drawers at the front of the queen-size bed



The design of the all-round overhead storage cabinets as well as the corner shelf fits perfectly into the bright and modern design of the sleeping area and also provides lots of storage space. Also available with ceiling canopy in shortened version (optional)



Large lengthways single beds with comfort pull-out access steps (I 50 LE, I 61 XL LE)

Standard TV cabinet for lengthways single bed models, optional: Extra-long TV pull-out system which can be extended into the centre aisle



Large queen-size bed in king-size format (I 51 QB, I 52 QB, I 64 XL QB)



## chic e-line I 50 LE



AL-KO



AL-KO DA



Mercedes-Benz  
AL-KO



Mercedes-Benz  
AL-KO DA

## chic s-plus I 50 LE

IVECO  
DAILY



Registered for patent approval. <sup>(1)</sup> Leading by means of innovation:

Double function door washroom / toilet room;  
Pull-out comfort access steps;  
Electric pleated windscreen blind

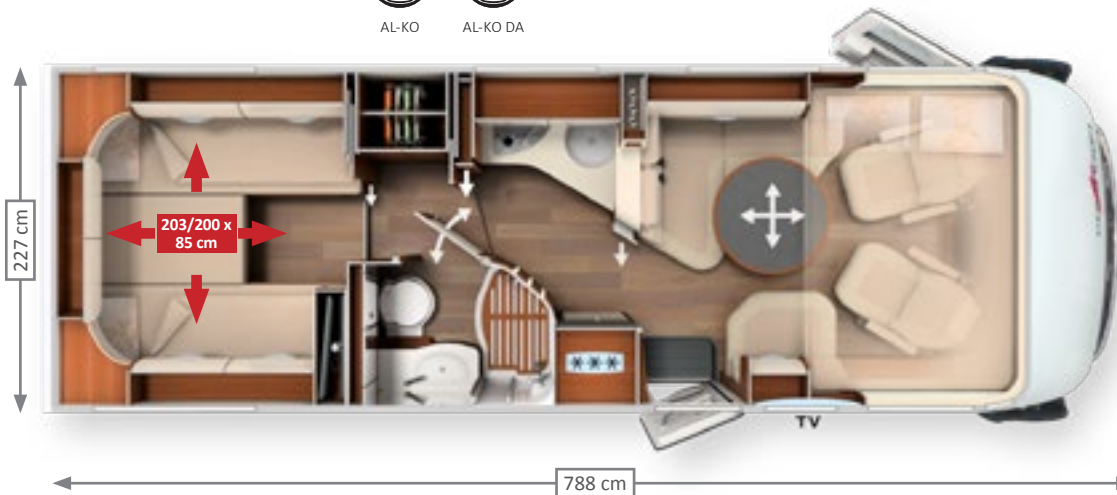
## chic e-line I 51 LE



AL-KO



AL-KO DA



Registered for patent approval. <sup>(1)</sup> Leading by means of innovation:

Changing room with room dividing function;  
Electric pleated windscreen blind

## chic e-line I 51 QB



AL-KO



AL-KO DA



Mercedes-Benz  
AL-KO



Mercedes-Benz  
AL-KO DA




Registered for patent approval. <sup>(1)</sup> Leading by means of innovation:

Double function door washroom / toilet room;  
Electric pleated windscreen blind;  
Pedelec scooter garage;  
Pull-out partitioning and TV wall


## MODEL HIGHLIGHTS

- + Large front round seating group with luxury living room table, wide side seat bench
- + Large luxury corner kitchen with curved work surface
- + Slide-out storage cabinet integrated in round washroom wall
- + Comfortable luxury washroom with changing room which can be separated via washroom door/sliding door to sleeping area
- + Washroom/toilet room double function door for simultaneous separation of living room passage and toilet room
- + Room high wardrobe integrated in the changing room
- + Large lengthways single beds with pull-out comfort access steps
- + Wardrobes beneath the beds, outstanding interior height due to lowering into the double-floor
- + TV cabinet in sleeping area, optionally with extra-long TV pull-out system for 24" LED flat screen
- + Mercedes-Benz EA: removal of drop down bed, addition of all-round overhead storage cabinets




Chassis	Weight ready to drive	Payload up to	Seats with three-point seat belt	Berths
Fiat Ducato AL-KO Low frame 40 heavy EA/DA	3,765 kg/3,945 kg	1,035 kg/1,455 kg	4/5*	4/5*
Mercedes-Benz AL-KO Low frame EA/DA	3,795 kg/3,975 kg	705 kg/1,525 kg	3 (EA), 4 /5* (DA)	2/3* (EA), 4 /5* (DA)
Iveco Daily 5.8 t	4,045 kg	1,755 kg	4/5*	4/5*

- + Large front round seating group with luxury living room table, wide side seat bench
- + Corner kitchen with large work surface
- + Floor-to-ceiling slide-out storage cabinet
- + Comfort washroom with changing room: Room separation from bedroom/living area via bathroom door/sliding door
- + Floor-to-ceiling, spacious wardrobe with 2 doors integrated in the changing room
- + Large lengthways single beds with extra low access
- + TV cabinet in sleeping area, optionally with extra-long TV pull-out system for 24" LED flat screen



Chassis	Weight ready to drive	Payload up to	Seats with three-point seat belt	Berths
Fiat Ducato AL-KO Low frame heavy EA/DA	3,695 kg/3,875 kg	1,105 kg/1,525 kg	4/5*	4/5*

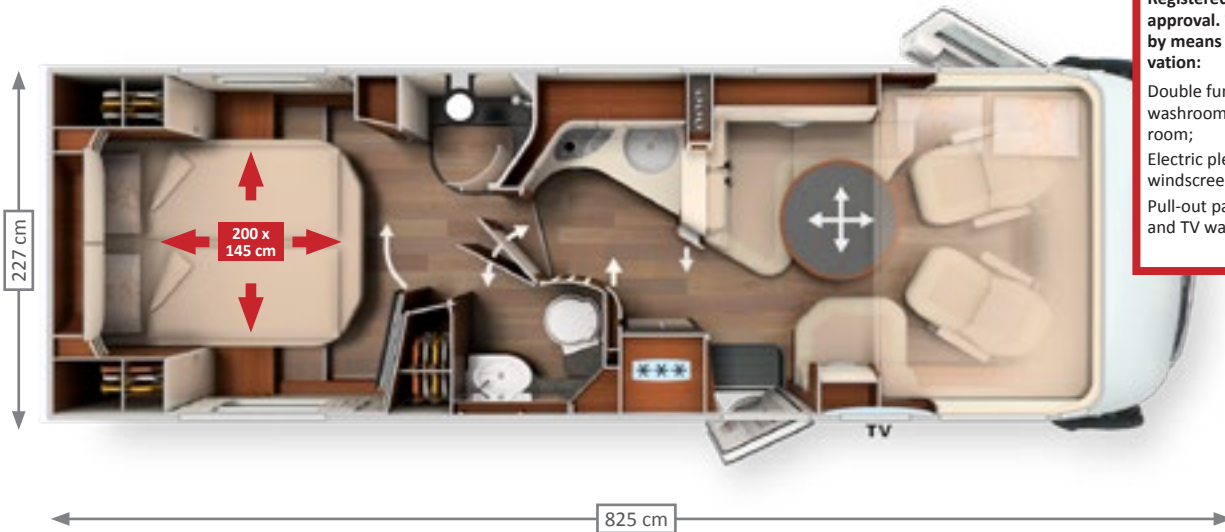
- + Large front round seating group with luxury living room table, wide side seat bench
- + Large luxury corner kitchen with curved work surface
- + Slide-out storage cabinet integrated in round washroom wall
- + Luxury washroom with changing room which can be separated from the living area by the washroom door and from the sleeping area by the room divider and TV wall
- + Washroom/toilet room double function door for simultaneous separation of living room passage and toilet room
- + Pull-out room divider and TV wall to sleeping area
- + Extra-large queen-size bed in 200 cm king-size format, comfortable sleeping width as far as the foot area
- + Two wardrobes at each side of the queen-size bed
- + Two large drawers at the front of the queen-size bed



Chassis	Weight ready to drive	Payload up to	Seats with three-point seat belt	Berths
Fiat Ducato AL-KO Low frame 40 heavy EA/DA	3,745 kg/3,925 kg	1,055 kg/1,475 kg	4/5*	4/5*
Mercedes-Benz Sprinter AL-KO Low frame EA/DA	3,775 kg/3,955 kg	725 kg/1,545 kg	3 (EA), 4 /5* (DA)	2/3* (EA), 4 /5* (DA)



## chic s-plus I 52 QB IVECO DAILY



Registered for patent approval. <sup>(1)</sup> Leading by means of innovation:

Double function door washroom / toilet room;  
Electric pleated windscreen blind;  
Pull-out partitioning and TV wall

## chic e-line I 61 XL LE



AL-KO DA



AL-KO DA

## chic s-plus I 61 XL LE IVECO DAILY



Registered for patent approval. <sup>(1)</sup> Leading by means of innovation:

Pull-out comfort access steps;  
Electric pleated windscreen blind

## chic e-line I 64 XL QB



AL-KO DA



AL-KO DA

## chic s-plus I 64 XL QB IVECO DAILY




Registered for patent approval. <sup>(1)</sup> Leading by means of innovation:

Electric pleated windscreen blind;  
Pedelec scooter garage


## MODEL HIGHLIGHTS

- + Large front round seating group with luxury living room table, wide side seat bench
- + Large luxury corner kitchen with curved work surface
- + Slide-out storage cabinet integrated in round washroom wall
- + Luxury washroom with changing room which can be separated from the living area by the washroom door and from the sleeping area by the room divider and TV wall
- + Washroom/toilet room double function door for simultaneous separation of living room passage and toilet room
- + Room high wardrobe integrated in the changing room
- + Extra-large queen-size bed in 200 cm king-size format, comfortable sleeping width as far as the foot area
- + Two wardrobes at each side of the queen-size bed
- + Two large drawers at the front of the bed




Chassis	Weight ready to drive	Payload up to	Seats with three-point seat belt	Berths
Iveco Daily 5.8 t	4,115 kg	1,685 kg	4/5*	4/5*

- + Large XL lounge seating group with long, pull-out sitting / sleeping sofa, optional: TV pull-out system for 40" LED flat screen behind backrest, electrically operated
- + Large luxury corner kitchen with curved work surface
- + Slide-out storage cabinet integrated in round washroom wall
- + XL washroom, separate toilet room, open washing area, spacious round shower, room-height wardrobe. Room partitioning of living area/sleeping area via two solid wooden sliding doors
- + Integrated toilet room with side window, towel warmer and footwell extension
- + Large lengthways single beds with pull-out comfort access steps
- + Additional wardrobes beneath the lengthways single beds, with large interior height due to lowering into the double floor
- + TV cabinet in sleeping area, optionally with extra-long TV pull-out system for 24" LED flat screen



Chassis	Weight ready to drive	Payload up to	Seats with three-point seat belt	Berths
Fiat Ducato AL-KO Low frame 40 heavy DA	4,145 kg	1,255 kg	4/5*	4/5*
Mercedes-Benz Sprinter AL-KO Low frame 40 heavy DA	4,175 kg	1,325 kg	4/5*	4/5*
Iveco Daily 6.7 t	4,495 kg	2,205 kg	4/5*	4/5*

- + Large XL lounge seating group with long, pull-out sitting / sleeping sofa, optional: TV pull-out system for 40" LED flat screen behind backrest, electrically operated
- + Large luxury corner kitchen with curved work surface
- + Slide-out storage cabinet integrated in round washroom wall
- + XL washroom, separate toilet room, opening washing area, spacious round shower, room-height wardrobe, room partitioning from living/sleeping area via two solid wooden sliding doors
- + Integrated toilet room with side window, towel warmer and footwell extension
- + Extra-large queen-size bed in 200 cm king-size format, comfortable sleeping width as far as the foot area
- + Two wardrobes at each side of the queen-size bed
- + Two large drawers at the front of the bed



Chassis	Weight ready to drive	Payload up to	Seats with three-point seat belt	Berths
Fiat Ducato AL-KO Low frame 40 heavy DA	4,120 kg	1,280 kg	4/5*	4/5*
Mercedes-Benz Sprinter AL-KO Low frame 40 heavy DA	4,150 kg	1,350 kg	4/5*	4/5*
Iveco Daily 6.7 t	4,545 kg	2,155 kg	4/5*	4/5*



# chic e-line/s-plus

## Exterior



AL-KO



Mercedes-Benz  
AL-KO

IVECO  
DAILY

### Standard White

**Main cabin white; vehicle front white; A-pillar, front, side and rear skirting and wheel arches silver/platinum**

### Option Silverline

**Main cabin silver; vehicle front silver; A-pillar, front, side and rear skirting and wheel arches silver/platinum**

chic e-line on Fiat Ducato



chic e-line on Mercedes-Benz Sprinter



chic s-plus on Iveco Daily (5.8 t/6.7 t)\*



Fiat Ducato front design



Mercedes-Benz Sprinter front design



Iveco Daily front design

# Driver's cabin design

**chic e-line on Fiat Ducato AL-KO** with leather ivory 21 world of living



**chic e-line on Mercedes-Benz Sprinter** with leather sand performance 21 world of living



**chic s-plus on Iveco Daily** with leather ivory 21 world of living







Usable height  
up to 78 cm

## Double floor with huge storage compartment

EASY ENTRY – convenient loading from the outside, easy removal from the inside



PASSENGER SIDE

Gas bottle compartment

Load from the outside



Convenient loading of the double floor storage compartment via a large external hatch (at the passenger side)

Unload from the inside

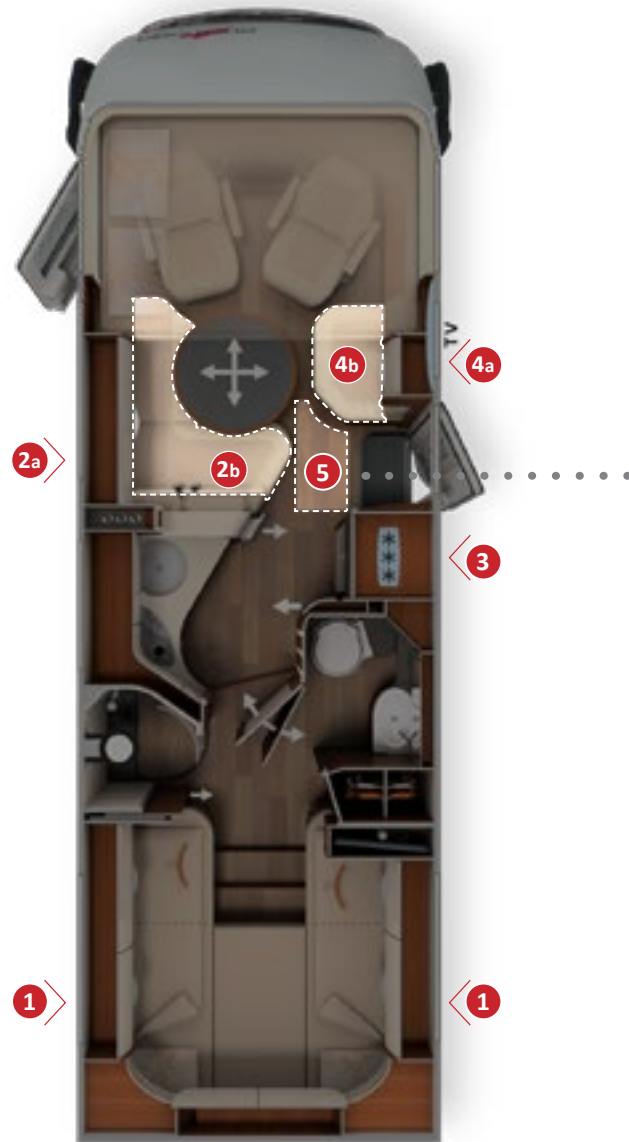


Easy removal of storage compartment contents from the inside via the swing-up seat bench cover of the L-shaped lounge seating group



Rear garage can be loaded up to  
**450 kg**

Scooter garage with outstanding interior height thanks to deep lowering, accessible at both sides via a large hatch at the driver's side and a second large hatch at the passenger side





- + **Double floor** with huge, heated storage compartment, usable height up to 70 cm (chic e-line) or up to 78 cm (chic s-plus)
- + **Exterior access** via several large hatches
- + Convenient **access from the inside** via the seat bench cover of the L-shaped lounge seating group and the swing-up side seat bench, and also the large living area floor hatch
- + **Large, central through-loading space** (interior height up to 22 cm chic e-line/20 cm chic s-plus) with extra-low double floor storage compartment (usable height up to 46 cm chic e-line/20 cm chic s-plus), also easy to load through the entrance door via the large, self-supporting living area floor hatch
- + The entire double-floor basement is heated with a **climate storage function** and underfloor heating effect

**DRIVER'S SIDE**

Large, additional double floor storage compartment with separate external hatch (at the driver's side)



Convenient loading of the double floor storage compartment via a large external hatch

Load from the outside



Huge living area floor hatch in the entrance area: easy to load from the outside when main cabin door is open



Convenient removal of contents via swing-up side seat bench

Unload from the inside





## On-board technology

Electrical technology, water supply, hot air storage heating technology



### Alde warm water central heating




### Double floor

with climate storage function and underfloor heating effect



### Capacity

235 l fresh water tank  
200 l waste water tank  
2 x 80 Ah gel batteries  
(can be increased to 3 x 80 Ah)  
Optional: ceramic fixed tank toilet



**Aluminium wall heating effect** on the insides of the walls: heat storage and wall heating at the same time with 1000-times better heat distribution than conventional wooden interior walls



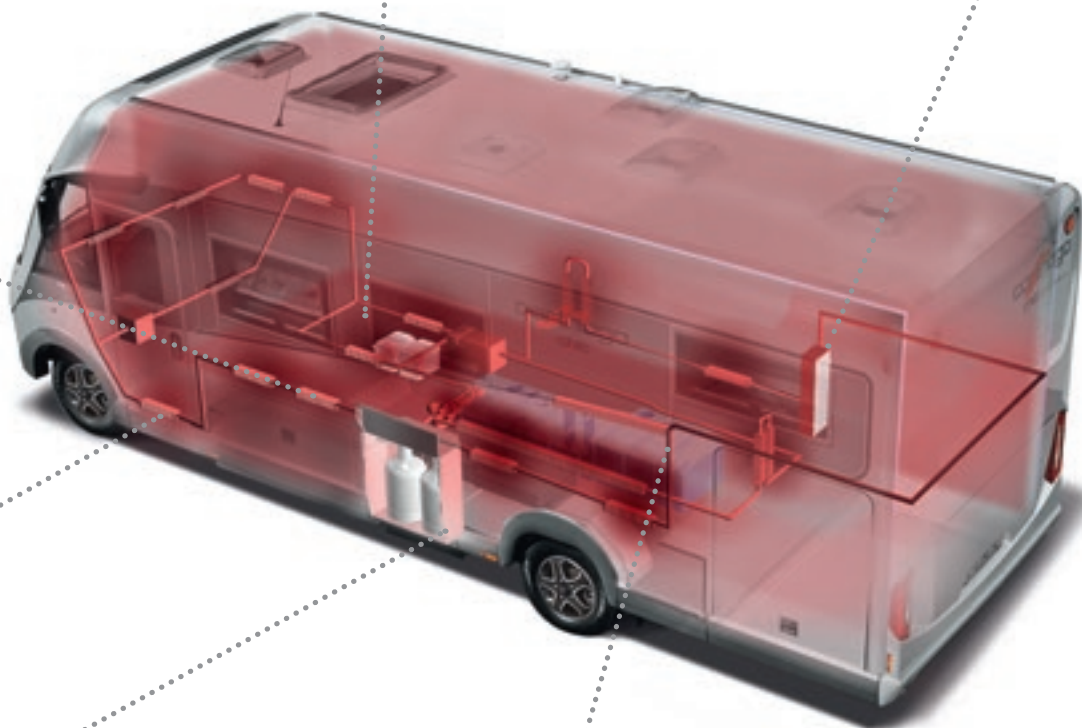
**ALDE warm water central heating** with numerous convectors throughout the climate storage double floor, living area, in the rear garage, the driver's cabin and in the cold-sensitive door entrances. Heat booster under the driver's seat



**Standard battery centre:** gel batteries 2 x 80 Ah in heated double floor basement and main battery switch (depending on model: Battery centre lowered into climate storage double floor storage compartment at passenger side, I 50 LE, I 51 LE, 51 QB), optional lithium-ion battery 90 Ah including battery computer



**Electrical centre easily accessible in rear garage**



**Extra-low** "easy change" gas bottle compartment, compartment, one-handed hatch operation, convenient replacement of individually accessible gas bottles



**Central water drain** in the double floor basement – can also be operated from the outside through the main cabin door



## “Coming Home” function



the remote control in the main key activates the central locking and the exterior lighting simultaneously

## Bus mirror “best view”



With large main and wide-angle mirror

## Bus windscreen wiper system wiping in opposing directions



With extended wiping area and field of view (chic s-plus)

## Main cabin security door “Luxury”



With safety double locking system, electric window lifter and low door entrance

## Main cabin security door “Luxury”



With triple locking mechanism, steel hinges on inside, window with insect blind (Super Packet)

## Electric pleated windscreen blind



With individually programmable privacy and sun visor function

### Ambient lighting



with infinitely variable dimming function (mood light)

### Shoe cabinet



in the seating group in the entrance area with shoe storage system for up to four pairs of shoes

### Carthago full LED front headlights



with dipped and main beam headlights incl. daytime driving lights with LED fibre optics – fatigue-free driving even at dusk and at night due to optimum road surface illumination



LED dynamic indicators at rear





AL-KO



AL-KO DA

**IVECO  
DAILY**

# liner-for-two

## Round rear lounge seating group with electrically extendible TV lounge,

unique 4-room concept

(Fiat Ducato AL-KO 2-axle/3-axle and Iveco Daily 5.8 t/6.7 t)

It sets standards among motorhomes with a rear lounge seating group: electrically lowering lengthways single beds at the front with spacious, continuous sleeping area, exclusive round lounge seating group at the rear, and an extra-wide kitchen with an elegantly curved kitchen work surface and comfort luxury washroom in between. Discover the sophisticated features of the liner-for-two!



### Weight class

- + Model 53: Fiat Ducato AL-KO with up to 4.8 t or Iveco Daily with permissible gross weight of up to 5.8 t
- + Model 53 L: Fiat Ducato AL-KO twin axle with up to 5.4 t or Iveco Daily with permissible gross weight of up to 6.7 t



AL-KO



AL-KO DA

**IVECO  
DAILY**

### Chassis

- + Fiat Ducato safety package: Airbag, ABS, ESP, ASR, electric immobiliser, hill holder, Hill Descent Control, Traction Plus
- + Iveco Daily safety package: ESP, ABS, electric immobiliser, ASR, hill holder
- + Carthago driver's cabin visibility concept
- + Carthago full LED headlights (dipped beam and main beam) incl. daytime driving lights with LED fibre optics



### Living comfort

- + Round rear lounge seating group, unique 4-room concept
- + Optional: electrically extending TV lounge, electrically operated 40" LED flat screen
- + Large, curved kitchen, with elegant kitchen work surface in vertical waveform for visual room partitioning, with storage cabinet and sliding door opposite
- + Comfort luxury bathroom with separate changing area, room-high wardrobe
- + Electrically lowering drop-down bed with lengthways single beds and continuous sleeping area



### Storage space

- + Double floor with huge heated storage compartment, usable height up to 57 cm
- + Large, central through-loading space (interior height up to 36 cm) with large double floor storage compartment (usable height up to 36 cm), easily loadable via large, adjustable living area floor hatch, extra-deep double floor external storage compartment (height 63 cm, width 110 cm)
- + Pedelec scooter garage, interior height up to 114 cm (model 53), wide scooter garage with interior height of up to 145 cm (model 53 L), loadable up to 450 kg\*



### Self-sufficiency / technology

- + 215 l fresh water, 180 l waste water
- + 2 x 80 Ah gel batteries (can be increased to 3 x 80 AH)



### Air conditioning/heating

- + ALDE warm water central heating, warm water under-floor heating in the seating group area
- + Double floor with underfloor heating effect
- + Carthago driver's cab thermal concept





**liner-for-two 53** Siena bicolor world of style and Leather Sand 21 world of living





# liner-for-two

## Living area features

- + Siena bicolor world of style with furniture surfaces with summer chestnut décor, with overhead cabinet doors with bicolor look in high gloss ivory
- + Large rear lounge seating group
- + Large luxury living room table with exclusive real wood profile, adjustable in two directions
- + Three large panoramic windows in the seating group area
- + Large Heki sunroof above round lounge seating group with illuminated canopy
- + Optional electrically extending TV lounge
- + Optional electrically extending 40" LED flat screen
- + Exclusive living area sideboard with USB and 230 V socket, two drawers and large cabinet door
- + Living area wardrobe with mirror element and three coat hooks in the entrance area
- + Alde hot water underfloor heating: additional heating coils in the seat group area
- + The round rear lounge seating group provides plenty of room and a unique, comfortable TV viewing position for two



**Large round lounge seating group**

- + Elegant corner shelves

Model I 53



**Large round lounge seating group with rear shelf and extra-large scooter garage underneath**

- + Bar cabinet for glasses with interior lighting, wine bottle pull out storage
- + Two additional storage compartments in rear storage area above the extra-large scooter garage

Model I 53 L



Bar cabinet for glasses with interior lighting, wine bottle pull-out



Electrically extending TV lounge with automatic backrest tilt adjustment, in Leather Sand 21 world of living



40" LED flat screen, electrically extending



In model 53 L: the living area is literally flooded with light with the second Heki III (optional) above the round lounge seating group. Other options: 3rd/4th seat with seat belt while driving, Relax headrests in the round lounge seating group.



The liner-for-two has an optional office: rotating driver's seats, pull-out table top, additional USB 230 V socket and a TV bracket with height adjusting facility: the perfect mobile workplace for on your travels or for business use.



# liner-for-two

## Kitchen highlights

- + Large, curved kitchen worktop with Corian anti-drip edge
- + "Professional gourmet" 3-ring hob with glass cover, robust cast iron trivet and easy-clean glass surface
- + Raised kitchen work surface in vertical waveform for visual room partitioning with a large storage cabinet with sliding door running in the opposite direction
- + Six large kitchen drawers with electric central locking
- + 153 l fridge with door opening at both sides and separate freezer compartment
- + Slide-out storage cabinet integrated in round bathroom wall
- + Sink cover as additional storage area
- + Optional: capsule coffee maker with pull-out system in overhead storage cabinet



Large, curved kitchen, with raised kitchen work surface in vertical waveform



Capsule coffee maker with pull-out system



Raised kitchen work surface with large storage cabinet and sliding door running in the opposite direction



Practical: when it is pulled out, the storage cabinet can also be used as an extended work surface

## Bathroom and changing area highlights

- + Comfortable luxury bathroom with separate spa rain shower
- + Large washroom with wash stand base unit, laundry basket and large mirrored cabinet
- + Spa rain shower with shower room design with dark granite look and shower walls with sandstone decoration, waterproof shower insert in same design as living area floor
- + Changing area can be separated from kitchen and sleeping area
- + Two large sideboards with several large linen drawers
- + Room-high wardrobe with two clothes rails and a shelf in the changing area



Comfortable luxury bathroom with separate spa rain shower



Room-high wardrobe with two clothes rails and shelf for individual organisation

## Sleeping area highlights

- + Electrically lowering lengthways single bed with large sleeping dimensions and continuous sleeping area
- + Bed can be moved extra-low for easy access to the bed via the pull-out comfort access steps and elevated sitting height
- + Two side windows in sleeping area, Mini Heki skylight above bed access, open bookshelf beneath drop-down bed incl. LED lighting
- + Sliding doors beneath drop-down bed for insulation against cold from driver's cabin
- + Carawinx sleeping system – medically recommended, point-elastic under springing system
- + High quality 7-zone cold foam mattress with breathable climate quilting



Electrically lowering lengthways single bed with pull-out access steps and sliding doors for insulation from the cold



A visual highlight: The drop-down bed is integrated in the living room in an outstanding way

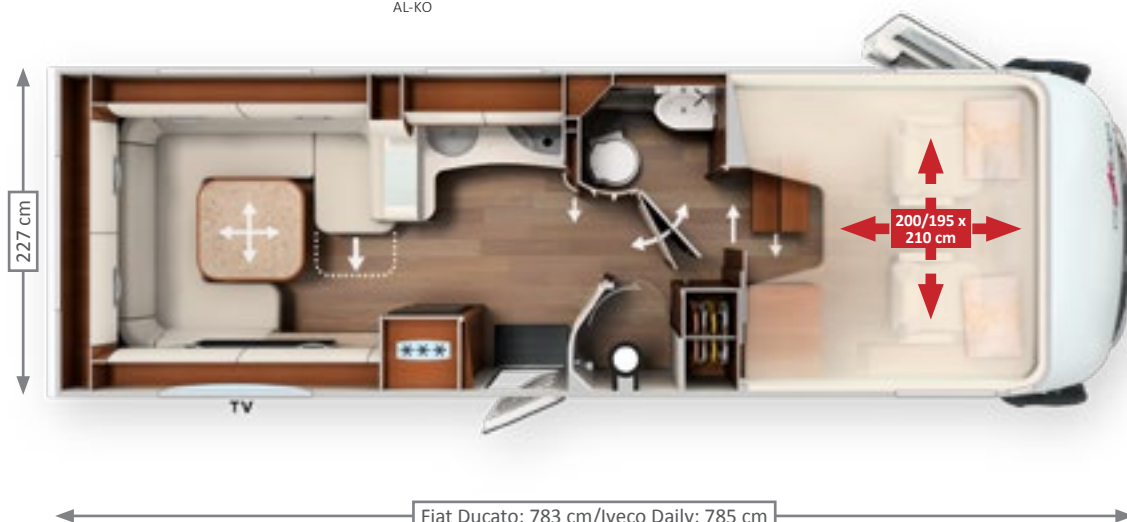


### liner-for-two I 53



IVECO  
DAILY

AL-KO



### liner-for-two I 53 L



IVECO  
DAILY

AL-KO DA



## MODEL HIGHLIGHTS

- + Uniquely designed floor plan with exclusive round rear lounge seating group, Pedelec garage and innovative 4-room partitioning in a vehicle length of just 7.83 m
- + Electrically lowering lengthways single bed with large sleeping dimensions and continuous sleeping area
- + Comfortable luxury bathroom with separate spa rain shower
- + Changing area can be separated from kitchen and sleeping area
- + Ceiling-high wardrobe with two coat hooks and a shelf integrated in the changing area




Fiat Ducato




Iveco Daily

Chassis	Weight ready to drive	Payload up to	Seats with three-point seat belt:	Berths
Fiat Ducato AL-KO Low frame 40 heavy	3,755 kg	1,045 kg	2/4*	2/4*
Iveco Daily 5.8 t	4,085 kg	1,715 kg	2/4*	2/4*

- + Extra large feeling of spaciousness in round lounge seating group due to storage area with bar cabinet for glasses
- + Electrically lowering lengthways single bed with large sleeping dimensions and continuous sleeping area
- + Comfortable luxury bathroom with separate spa rain shower
- + Changing area can be separated from kitchen and sleeping area
- + Ceiling-high wardrobe with two coat hooks and a shelf integrated in the changing area



Fiat Ducato



Iveco Daily

Chassis	Weight ready to drive	Payload up to	Seats with three-point seat belt:	Berths
Fiat Ducato AL-KO Low frame 40 heavy DA	4,075 kg	1,325 kg	2/4*	2/4*
Iveco Daily 6.7 t	4,445 kg	2,255 kg	2/4*	2/4*



# liner-for-two

## Exterior



AL-KO

IVECO  
DAILY

### Standard white

**Main cabin** white; **Vehicle front** white; **A-pillar, front, side and rear skirting and wheel arches** silver/platinum (example picture on Fiat Ducato)



### Option Silverline

**Main cabin** silver; **Vehicle front** silver; **A-pillar** silver/platinum, **front, side and rear skirting and wheel arches** anthracite (example picture on Iveco Daily 5.8 t\*)



Fiat Ducato front design



Iveco Daily front design



Fiat Ducato rear design

# Driver's cabin design

**liner-for-two on Fiat Ducato** with Leather Ivory 21 world of living



**liner-for-two on Iveco Daily** with Leather Sand 21 world of living





# liner-for-two

## Double floor with huge storage compartment

EASY ENTRY – convenient loading from the outside, easy removal from the inside



Usable height  
up to 57 cm



PASSENGER SIDE

Gas bottle compartment

Load from the outside



Convenient loading of the double floor storage compartment via a large external hatch

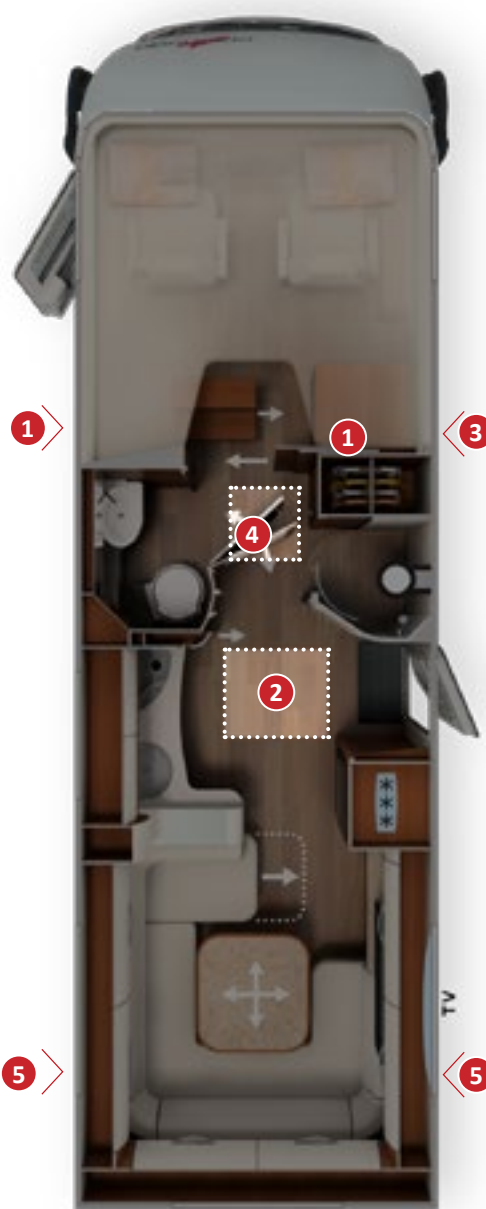


Huge through-loading storage compartment, can be loaded via two exterior hatches

Unload from the inside



Additional, huge living area floor hatch in double floor in changing area





- + **Central double-floor** with huge, heated storage compartment, usable height up to 50 cm (Fiat) or 57 cm (Iveco)
- + **Exterior access** via several large hatches
- + Convenient **interior access** via two huge living area floor hatches
- + **Large, central through-loading compartment** (interior height 36 cm/Fiat; 33 cm/Iveco), convenient loading also through the entrance door via a large, self-supporting living area floor hatch
- + **Extra-deep double floor exterior storage compartment** (height 63 cm, width 110 cm)
- + The entire double-floor is heated with a **climate storage function** with underfloor heating effect



#### DRIVER'S SIDE




Huge living area floor hatch in the entrance area: easy to load from the outside when main cabin door is open




Convenient loading of the double floor storage compartment via an additional large exterior hatch

Load from the outside



liner-for-two | 53 on Fiat Ducato AL-KO with wheel recess/handlebar height extension



liner-for-two | 53 on Iveco Daily 5.8 t with handlebar height extension

Rear garage variants



liner-for-two | 53 on Fiat Ducato AL-KO DA



liner-for-two | 53 on Iveco 6.7 t

liner-for-two



## On-board technology

Electrical technology, water supply, warm air storage heating technology



### ALDE warm water heating




### Double floor

with underfloor heating effect and real warm water underfloor heating



### Capacity

215 l fresh water tank  
180 l waste water tank  
2 x 80 Ah gel batteries  
(can be increased to 3 x 80 Ah)




**Aluminium wall heating effect** on the insides of the walls: heat storage and wall heating at the same time, with 1,000-times better heat distribution than conventional wooden interior walls



**ALDE warm water central heating** with numerous convectors in the entire double floor, the living area, the rear garage, the driver's cabin and the door entrances. Heat booster under the driver's seat. Warm water underfloor heating in the seating group area



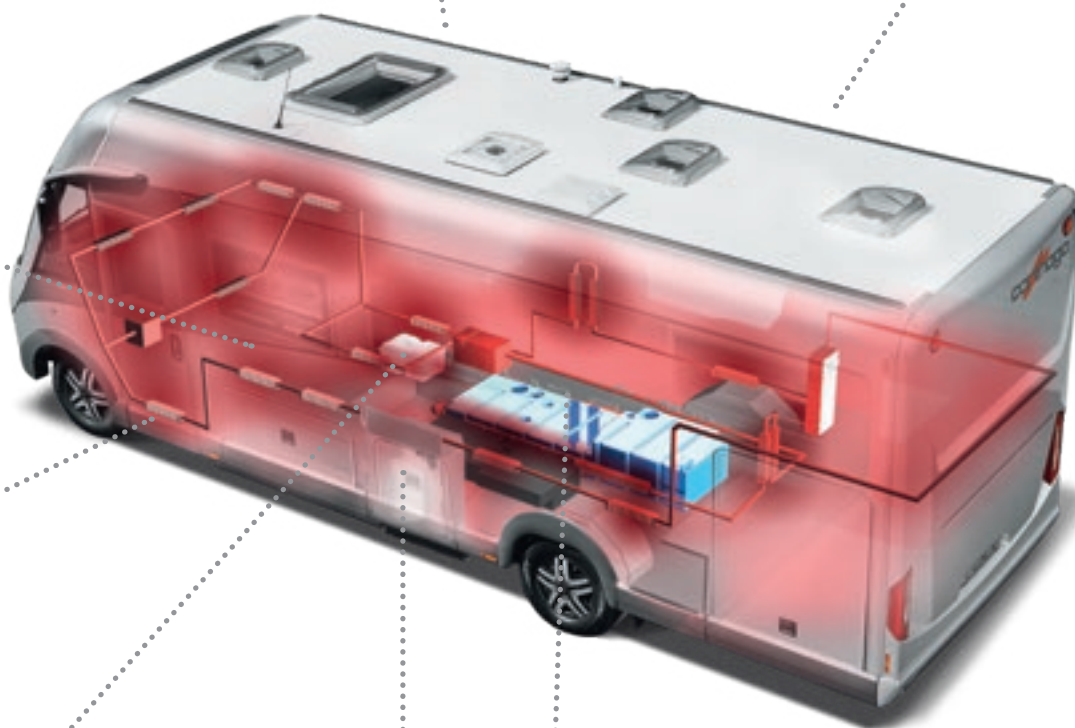
**Central water drain in the double floor** – can also be operated from the outside through the main cabin door



**Standard battery centre:** 2 x 80 Ah gel batteries in the heated double-floor and battery main switch, optional 90 Ah lithium ion battery including battery computer



**Electrical centre easily accessible in rear garage**



**Extra-low** "easy change" gas bottle compartment, one-handed hatch operation, convenient replacement of individually accessible gas bottles



**Water supply:** large fresh and waste water tank volumes, protected from frost and with optimum centre of gravity in the double floor, central water drain in the double floor, water supply via a pressure pump system

### “Coming Home” function



The remote control in the main key activates the central locking and the exterior lighting simultaneously

### Bus mirror “best view”



With large main and wide-angle mirror

### Full LED headlights



Dipped and high beam with daytime driving lights with LED fibre optics for perfect illumination and excellent visibility, and additionally with the Iveco daily: bus windscreen wiper system wiping in opposing directions

### Driver’s cabin door



With safety double locking system, electric window lifter and low door entrance

### Luxury security main cabin door



With triple locking mechanism, steel hinges on inside, window with insect blind (Super Package)

### Slide-out storage cabinet



Practical storage compartment with convenient access at standing height



### Ambient lighting



With infinitely variable dimming function (mood light)

### Large rear lounge seating group



With optional electrically extending TV lounge

### Professional gourmet hob



With 3 hobs, easy-clean glass top, cast iron trivet and glass cover

### Coffee machine pull-out



Integrated in the overhead storage compartment (coffee capsule machine optional)

### Carawinx sleeping system



Medically recommended, point-elastic under springing system in drop-down bed

### Cold protection sliding doors



Beneath drop-down bed prevents cold from entering from the driver's cabin in the sleeping configuration

# Worlds of Living

## Large selection – the new upholstery collections from Carthago

	Collection	c-compactline	c-tourer		chic c-line		chic c-line superior	chic e-line chic s-plus	liner-for-two
	World of Style	epic bicolor	epic bicolor	Casablanca	linea classica	linea moderna	Siena bicolor	linea nobile/ linea chiara	Siena bicolor
Antara fabric	Barcelona 21	●	●	●	●	●	–	●	–
	Venezia 21	●	●	●	●	●	●	●	●
	Cambridge	●	●	●	–	–	–	–	–
	Rome	●	●	●	–	–	–	–	–
Textile leather fabric	Malaga 21	○	○	○	○	○	○	–	–
	Davos	○	○	○	○	○	○	–	–
	San Remo	○	○	○	○	○	–	–	–
	Stockholm	○	○	○	○	○	○	–	–
Part leather	Ivory part leather	○	○	○	○	○	○	○	○
	Macchiato part leather	○	○	○	○	○	○	○	○
	Ivory Supreme part leather	–	–	–	○	○	○	○	○
	Sand Supreme part leather	–	–	–	○	○	–	○	–
Leather	Ivory leather 21	○	○	○	○	○	○	○	○
	Sand leather 21	○	○	–	○	○	○	○	○
	Macchiato leather 21	○	○	○	○	○	○	○	○
	Sand Performance leather 21	–	–	–	○	○	○	○	○
	Macchiato Performance leather 21	–	–	–	○	○	○	○	○

● Standard equipment    ○ optionally available    – Not available depending on model

## Your added value with Carthago

- + **Highly effective stain protection**  
Fluids do not penetrate into the fabrics.  
The majority of stains can be easily wiped off with a damp cloth.
- + **Excellent anti-fade properties**
- + **Hard-wearing and easy to look after**
- + **Washable curtains and decorative pillow covers**
- + **Antibacterial mattress cover**



Highly effective stain protection systems protects your upholstery

# Upholstery design

## c-compactline & c-tourer



The seating groups of the c-compactline and c-tourer model series emanate sporty lightness with their dynamic contrasting inserts. This is emphasised by the modern double-stitched seams, which underline our high quality feel. These double-stitched seams are in a contrasting colour in the “Sand leather 21” and “Macchiato leather 21” collections. In the “Malaga 21” collection, elegant contrasts are provided by additional piping.

## chic c-line to liner-for-two



The seating groups of the chic c-line to the liner-for-two provide an elegant living room atmosphere. piping or high-quality double-stitched seams are used as style elements at the edges of the upholstery. In the “Sand leather 21” and “Macchiato leather 21” collections, these double-stitched seams are in a contrasting colour and combined with piping in the same colour. In the “Malaga 21” collection, contrast is provided by piping and an additional stripe. Our “Part leather supreme” collections combine the most sophisticated materials from well-known Hitex® manufacturer “Rohleder” with fine leather. For high-end premium leather options in our vehicles, we have the “Performance” collections, which impress in the manufacturing style with their elaborately quilted leather inserts.



# Worlds of Living\*

## **Very high quality Antara / fabric combination:**

Antara with highly effective “Teflon Repel” stain protection, contrasting fabric with dirt-repellent stain resistance

Barcelona 21



Venezia 21



Cambridge



Rom




## **Very high quality textile leather / fabric combination:**

extremely hard-wearing textile leather in soft Nappa quality, contrasting fabric with dirt-repellent stain resistance


Malaga 21




Davos



San Remo



Stockholm



### Very high quality leather / fabric combination:

leather with outstanding quality, contrasting fabric with dirt-repellent stain protection

Ivory part leather



Macchiato part leather



Ivory Supreme part leather

**ROHLEDER**  
DIE HITEX-MANUFAKTUR



Sand Supreme part leather

**ROHLEDER**  
DIE HITEX-MANUFAKTUR



### Very high quality leather finish:

classy combination of leather with outstanding quality

Ivory leather 21



Sand leather 21



Macchiato leather 21



Sand Performance leather 21



Macchiato Performance leather 21



# The Carthago Premium DNA

## More than a good feeling

Innovative thinking, an eye for detail, extravagant solutions and consistent development focus on a high degree of practical use, the perfect combination of **high-tech lightweight construction materials**, intelligent processing and **pioneering spirit**: these are the ingredients for our unique overall vehicle concept.

They are deeply rooted in our **Carthago Premium DNA**. It is an incentive and an obligation at the same time: the Carthago Premium DNA is our value promise to each Carthago customer, and brings together that which characterises every one of our motorhomes. And at the same time, it expresses what makes Carthago different from other motorhomes. Our core expertise is in

motorhomes in the liner premium class. This because our **40 years of experience** flow into every stage of development and manufacturing. We think that only the best is good enough for your comfort and safety! The materials and construction technologies that we use and the demands that are made of their weight and stability have many similarities to aviation technology.

In this way we can offer you a high degree of durability and value retention, safety, protection and comfort. In this way, each Carthago motorhome becomes something special, and therefore a **synonym for exclusivity and quality**. Or, to put it simply, Carthago stands for “The Motorhome”.

Long-lasting. High stability.

**Carthago Liner  
premium-class  
body construction**

Space guaranteed.

**Carthago double floor  
with huge storage  
compartment**

Well-balanced.  
Optimum distribution.

**Carthago payload &  
weight and balance**





Well-being – all year round.

**Carthago heating & air conditioning technology**

Safe on the road.

**Carthago driver's cab visibility concept with industry leading result**

Unique. Unmistakable. Extravagant.

**Carthago Personality**



# Liner premium-class body construction

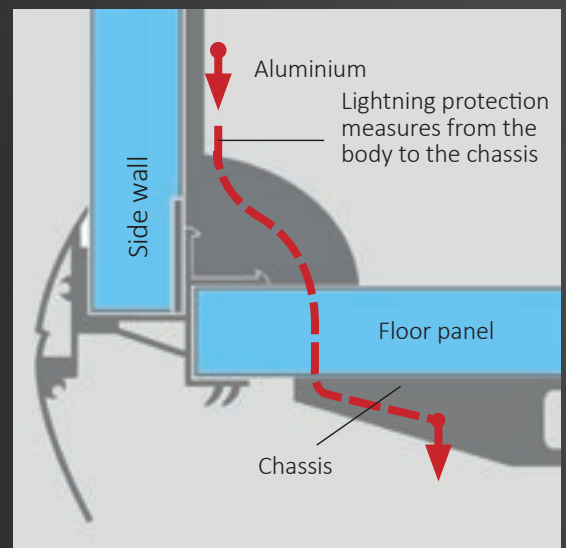
## Longevity, protection and value retention

The Carthago body construction consistently orientates itself to what Carthago drivers desire: long-term carefree driving and value retention. We therefore rely on **long term quality**. GRP and aluminium are used where they are most effective.

For your protection and comfort, even in the event of hail, moisture, lightning and cold conditions. The unique chassis connection via **extremely stable frame members** is the guarantee of maximum torsional rigidity. Quality that you can feel – journey after journey, year after year.

## Your added value with Carthago

- + Protection against lightning strikes, hail and moisture
- + 10-year warranty against leaks
- + Easy to repair in the event of damage
- + Stone chipping and underfloor protection



### Tested lightning protection

Aluminium on the roof and the inner walls provides protection like a Faraday cage. Additional lightning conductors in the chassis significantly increase this protection effect. The lightning protection test has been proven: a Carthago main cabin provides verified protection against lightning strikes!



### Lightning penetration

with conventional GRP roof with wood/GRP roof interior.



**10-year warranty  
against leaks!**



#### **Hail protection**

The GRP roof provides effective protection from hail. This makes your insurance premiums cheaper. The special feature: the protection against lightning strikes is retained thanks to the aluminium on the inside of the roof.




#### **Moisture protection**

The Carthago body is the guarantee of all-round protection. Its design provides protection from moisture. This promise is backed up by a ten year leakproof warranty.



**Tested lightning  
protection**



#### **Stone chipping protection / lower floor guard**

The GRP underfloor provides long-term protection from stone chippings, rotting and moisture. For years – without maintenance! The lowered frame of the scooter garage simultaneously acts as an lower floor guard and reduces collision damage.



#### **Ease of repair**

Wherever possible, attention is paid to segmentation during the development of the main body components. In event of damage, this makes replacement easier and saves money. For example, at the rear there is a separately replaceable rear bumper.



# Liner premium-class body construction

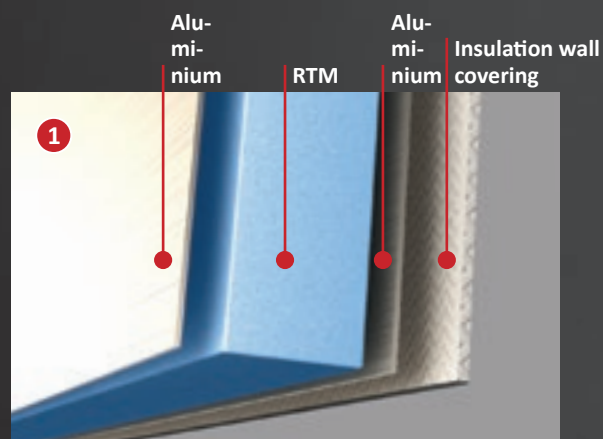
## Advanced technology inspired by aircraft construction

Carthago bodies have strong and durable connections. Where others use screw connections, we apply high-tech. As well as a high degree of stability, a main body reinforced with **frame members** and **special bonding technologies** also provides a clear advantage with regard to safety.

The frame member for connecting the floor and the side walls acts as side collision protection if the worst comes to the worst. Thanks to features inspired by aircraft construction, the main cabin is not only highly stable, but also light and torsionally rigid.

## Your added value with Carthago

- + **Durability and value retention**  
for many years
- + **Perfect insulation and heat storage**  
for year-round comfort
- + **Maximum body stability**  
and torsional rigidity, the decisive contribution to ride comfort and driving safety
- + **Light vehicle weight**  
due to self-supporting body design
- + **100 percent wood-free body**,  
no rotting possible – also over the long term



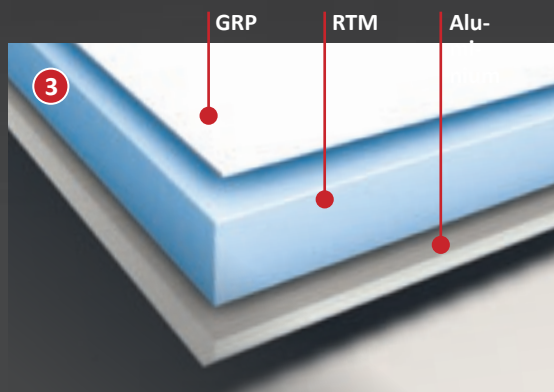
### Carthago side wall construction

Having aluminium not just on the exterior but also the interior of the walls is a prerequisite for efficient heat storage. This produces the typical Carthago well-being climate. The homogeneous heat radiation acts like a wall heater.




### Carthago lower-level scooter garage

Deep lowering of the scooter garage means maximum storage space and minimal effort when loading. An extremely strong wall to floor connection due to form-fitted and bonded frame members provides a load-bearing capacity of up to 450 kg.



#### Carthago roof structure

Having GRP on the exterior means protection from hail, and having aluminium on the interior means protection against lightning strikes. The aluminium interior also takes over the function of heat storage in winter.

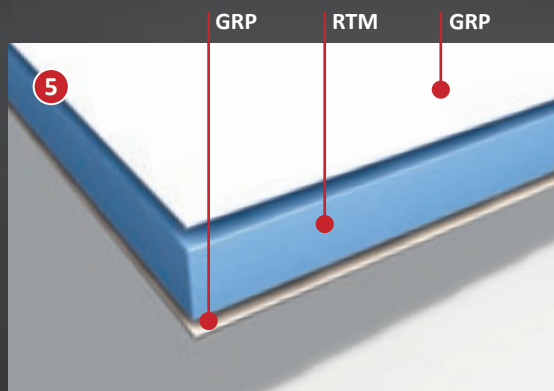


#### Carthago roof - wall joint

The typical Carthago curved roof is not only an unmistakeable design element but with the frame members on the inside, it makes a decisive contribution to the rigidity of the main cabin. And all of this without any thermal bridges whatsoever. Another safety bonus: less sensitivity to side wind.

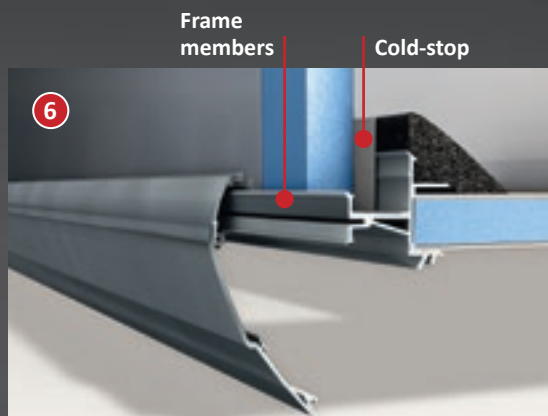


**Body connection  
with high-stability  
frame members**



#### Carthago floor panel

Provides all-round protection. The lower and upper sides are made from GRP, and between them there is a hard foam insulating core made from RTM Styrofoam. The high-stability floor plate has a lifelong protection against humidity and rotting.



#### Carthago floor - wall joint

Used on both sides via a high-stability frame member. As in aircraft construction, it is form-fitted and bonded along the entire length. And if the worst comes to the worst, it has the effect of side collision protection. An integrated thermal bridge stop reliably prevents any thermal bridges.

# Double floor with huge storage compartment

## More room for your holiday

You can never have enough storage space in a motorhome! The Carthago integrated motorhomes provide a huge amount of storage space and room for your entire holiday luggage due to the unique double floor and many easily accessible storage compartments.

Bulky luggage such as camping furniture and skis can be stowed away in an optimum way in the central through-loading storage compartment. The double floor can be conveniently loaded from the outside and unloaded from the inside via numerous large exterior hatches.

Large self-supporting living area floor hatches provide access to the extra-deep storage compartments in the living and kitchen areas.

The double floor also acts as insulation, protecting your cargo from frost.

## Your added value with Carthago

- + **Most storage space in its class**
- + **Unique, huge double floor**
- + **Convenient exterior and interior access "EASY ENTRY"**  
load from the outside, unload from the inside
- + **Extra-deep storage compartments for additional usable height**
- + **Lowered storage compartment elaborately manufactured in original bodywork sandwich,**  
therefore maximum stability and high-efficiency insulation
- + **Fully usable storage compartment volume,**  
no restrictions due to installation of technical components
- + **Weight and balance - weight optimisation**  
and additional payload thanks to maximum usable axle loads and balanced weight distribution between front and rear axle







# Double floor with huge storage compartment

EASY ENTRY – convenient loading from the outside, easy removal from the inside



Usable height  
up to 78 cm



PASSENGER SIDE

Gas bottle compartment



Rear garage  
can be loaded  
up to  
**450 kg**

Scooter garage with considerable interior height thanks to deep lowering, accessible at both sides via a large door at the driver's side and a second door at the passenger side

Exterior loading



Convenient loading of the double floor storage compartment via a large external hatch (at the passenger side)

Unload from the inside




Easy removal of storage compartment contents from the inside via the swing-up seat bench cover of the L-shaped lounge seating group

Other double floor storage compartments



Living area floor hatch with double floor storage box (42 cm usable depth) in heated double floor





- + **Double floor** with huge, heated storage compartment, usable height up to 78 cm
- + **Access from the exterior** via several large hatches
- + **Access from the interior** via the L-shaped lounge seating group seat bench cover, the swing-up side seat bench and the large living area floor hatch
- + **Large, central through-loading space** (interior height up to 22 cm), deeply lowered storage compartment cellar (usable height up to 46 cm), also conveniently loadable from the outside through the entrance door via the large, self-supporting living area floor hatch
- + The entire double-floor is heated with a **climate storage function** with underfloor heating effect



#### DRIVER'S SIDE



Large, additional double floor storage compartment with separate exterior hatch (at the driver's side)



Convenient loading of the double floor storage compartment via a large external hatch

Exterior loading



Huge living area floor hatch in the entrance area: easy to load from the outside when main cabin door is open



Easy removal of contents via swing-up side seat bench

Unload from the inside





# Carthago Pedelec Garage

The garage wonder for queen-size bed models with an interior height extension of up to 124 cm

Will your big bike or Pedelec not fit into the rear garage of your motorhome?

Not a problem with Carthago's queen-size bed models. This is how it's done: just swivel up the rear bed from the outside **with a single manual operation**, park the bike in the garage, **lower the rear bed again**. The Carthago trick:

a recess in the floor accommodates the bike. Securely lash everything – done in an instant and handlebar heights of up to 124 cm are possible in combination with the swing-up bottom edge of the bed. In spite of this, the bed is easily accessible from the inside at any time thanks to the low position. Just another one of the many great Carthago ideas.

And because it's so good, we've **registered it for patent**. <sup>(1)</sup>

## Your added value with Carthago

- + **Interior height extension**  
of the Pedelec garage of up to 124 cm  
in the queen-size bed models
- + **In spite of low bed access**  
bike with handlebar height of up to 124 cm can be  
transported in the rear garage, no unloading required  
in order to sleep
- + **Innovative solution**  
with no additional weight and simple operation
- + **Cover plate for floor recess**  
can therefore also be used as an additional  
storage compartment with a level garage floor




**Easy loading**  
of a Pedelec using the hook-on drive-in ramp



**Loading height extension**  
by simply swinging up the interior rear bed with one hand and the additional sunken  
floor recess (making a handlebar height of up to 124 cm possible)



Registered for patent approval<sup>(1)</sup>: Carthago Pedelec garage - leading by means of innovation



**Pedelec garage**  
c-tourer to chic e-line with queen-size beds

# Carthago payload & weight and balance

## Additional safety and comfort due to optimum weight distribution

No fear of the scales: a Carthago has reserves, even for large luggage items! You will find a large payload in the construction specification of every new Carthago. Because this forms the basis for outstanding comfort, independence and safety when you are travelling. It is a natural constituent of the Carthago Premium DNA. A harmonious weight balance is a matter of course for a Carthago. The basis is formed by a load-bearing chassis with two or even three axles, which provide an individual solution for the respective requirement.

Clever wheelbases ensure that the weight distribution is favourable, utilise the maximum axle loads and lead to a safe and confident driving style at the same time. Intelligent light-weight construction technology reduces the weight of the vehicle. Carthago also means not having to forego anything with regard to payload, since holidaymakers do not have to restrict themselves, even on long trips: you can simply take your favourite things from clothing to Pedelecs with you in the generous storage compartments. And the reserves in the Carthago are always sufficient for your holiday souvenirs.

## Your added value with Carthago

### + **Maximum travel comfort**

No restrictions as far as luggage is concerned, and optimum utilisation of the potentially record-breaking storage compartments in the Carthago motorhome

### + **Weight and balance - weight optimisation**

Additional payload due to balanced weight distribution between front and rear axle

### + **Numerous individual weight variants**

result in individual reserves for each model and each configuration

### + **Maximum safety on the road**

No risk due to overloading and over-stressed components, safe driving style

## PRESS OPINIONS

"Carthago has made a quantum leap with the new c-tourer I 149 LE: extremely good workmanship, huge double floor accessible from the inside and the outside, and many details such as the practical seat bench covers, which cannot be found elsewhere. [...] With the optional chassis variant with a permissible gross weight of 4.25 tons, the c-tourer I 149 LE is extremely well equipped for major tours with four holidaymakers with its ample amount of storage space. And they will then enjoy a great motorhome."

**Reisemobil International 08/2018,**  
c-tourer I 149 LE professional test

"The e-line stands out with ample on-board technology and standard equipment which justifies the higher basic price. [...] The large rear garage, which leaves nothing to be desired with two large hatches, lashing rails and accessory compartments, is already known about but is still a plus. With two external accesses and two internal accesses, the large double floor storage compartment beneath the seating group is extremely easy to access. [...] Carthago somewhat confidently calls the e-line model the self-sufficiency world champion. However, it actually does come out on top of the trio as far as these points are concerned, with water volumes of 235 litres for the fresh water tank and 185 litres for the waste water tank, and 160 Ah of standard battery capacity."

**promobil 03/2018,**  
chic e-line I 50 in 3-vehicle comparison






**Maximum payload reserves – balanced out in the best possible way.**

## On the example of a chic c-line I 4.9 LE

Payload reserves per axle depending on the vehicle configuration



### The Carthago double floor

Together with the high-stability self-supporting main body construction, it contributes to providing a high degree of stability and torsional rigidity, and is extremely lightweight at the same time. A "special light" AL-KO low frame is used exclusively for the lightweight models. Result: minimal vehicle weight – maximum payload.



### Balanced weight distribution

Large storage compartments and sufficient payload alone are not enough. Carthago uses wheelbases which are coordinated in a model-specific way. The result is an optimum weight balance between the front and rear axle – the prerequisite for practical use of the storage space.

# Carthago heating and air conditioning technology

## Cosy and comfortable, just like home

We can't think of any reason why you should have to forego a good climate, regardless of where you are travelling to, and when. For this reason, a Carthago provides year-round comfort thanks to technical refinements such as heat-reflecting walls, targeted heating of on-board equipment and heat circulation throughout the double floor.

This provides the best conditions for a **real well-being climate during both summer and winter**. Because that which insulates and keeps the heat in during the winter also keeps you cool during the summer.

## Your added value with Carthago

- + **Winter-proof motorhome**  
with year-round comfort
- + **Underfloor heating effect**  
your feet are always warm
- + **No cold air draughts**  
thanks to cold stop at critical points
- + **Even heat distribution**  
and radiation due to the aluminium inner wall
- + **Heat storage effect**  
and efficient insulation reduce gas consumption
- + **Targeted heating**  
of all technology components safeguards functionality



### Targeted heating of the driver's cab

In all integrated models, the front area of the dashboard has targeted heating. As a result, the double-shell front end acts like an area heater. The living area in the driver's cab therefore has a pleasant temperature without a flow of cold air coming from the vicinity of the windscreen.




### Carthago underfloor heating effect

Numerous warm air outlets and heat circulation channels in the entire climate storage double floor provide even heat distribution. This heat accumulation radiates upwards towards the floor of the living area and gives it a pleasant warmth. You always have warm feet in a Carthago.





**Aluminium interior walls**  
= 1,000 times better heat  
distribution than traditional  
wooden interior walls



#### Heated technical components

The fact that a motorhome has a heater is standard. So is the fact that it heats the living area. Areas which are sensitive to cold are provided with targeted heating in a Carthago motorhome: all technical components such as tanks, batteries, storage compartments, doorways, etc. This is the guarantee of full functionality, even at low minus temperatures.



#### Carthago wall heater effect

Aluminium that is also on the insides of the walls stores the heat that is absorbed and evenly gives it off it again. This results in a very pleasant wall heater effect. Aluminium conducts heat 1000 times better than conventional inside walls made from wood.





# Carthago driver's cab visibility concept

## One thing is for sure: Carthago

Vision is safety: you have the road in view sooner in an integrated motorhome from Carthago. The windscreen goes as far down as possible, so that you have visual contact with the road surface after 2.77 m. When it rains, the view is improved by the optimum wiping area of the windscreen wipers. The **large Carthago "best view" bus mirrors** provide an outstanding view to the

rear. The AL-KO low frame with **wide track safety running gear** lowers the centre of gravity and provides a secure contact with the ground. The **double floor basement** provides the high-stability main cabin with additional rigidity – you have the best possible protection in this safety body. The comprehensive Carthago safety package also comes as standard.

## Your added value with Carthago

### + Maximum upwards visibility

Increased viewing angle due to the high windscreen (view of traffic lights)

### + Optimised visibility towards the front\*

View of the road surface after just 2.77 m thanks to the perfect, ergonomic cockpit design, the dashboard with a steep slope towards the front and the low front windscreen

### + Optimised windscreen wiping area

Larger field of view when it is raining

### + Carthago rear-view mirror system "best view"

For maximum field of view towards the rear

### + Comprehensive safety package as standard



### Driving safety

Carthago is a pioneer when it comes to driving safety. The modern safety and comfort systems from the Fiat Ducato and the AL-KO low frame chassis are supplemented by Carthago's own safety technology. Carthago is the first and only motorhome manufacturer with tested motorhome driving comfort that has been certified by the TÜV.



### Carthago bus mirror system "best view"

Bus mirror system suspended at the side with large main mirror and an additional wide-angle mirror – perfect view towards the rear, no blind spot.



Best test result in  
comparison test with other  
integrated motorhomes\*



**Best test result for visibility towards the front\***  
in the comparison test with other integrated competition vehicles:  
road surface visible in driving position already from a distance of 2.77 m in  
a Carthago.



**Carthago driver's cab all-round field of visibility**  
Perfect overview when travelling - more safety for you. Maximum angle  
of vision upwards and downwards. Perfect vision to the rear and side.

\* on Fiat chassis

# Carthago Personality

## Exterior design leadership

**Distinctive, unmistakable, unique:** a Carthago is THE face in the crowd. It is just as individual as its owner. The evolutionary Carthago design sets standards that go beyond the motorhome industry. **Shape and function** combined into a perfect symbiosis. Powerful radiator grille and elegant cab mask, stylishly rounded transition from the side walls to the roof, offset sills and a striking rear – together with the subtle décor, this all combines to produce the typical Carthago look with harmonious shapes and flow-

ing lines. **Every detail is well thought-out.** The main cabin window and hatches are flush-mounted in the side walls. Even the filler cap of the integrated motorhomes is flush mounted. The rear lights finish off the vehicle – with a light graphic with the Carthago C-design.

### Your added value with Carthago

- + **Distinctive and unmistakable exterior design**
- + **Elegance and dynamics**  
due to the three-dimensional shapes and curves
- + **Individual appearance**  
due to unique design concept
- + **Flat bodywork surfaces**  
due to invisibly recessed hinges and flush-mounted integrated tank flap



**The Carthago curved roof:** a Carthago awakens emotions because of its independent and elegant design such as the curved roof that is typical of the brand. It also increases the torsion resistance of the body, and there is less susceptibility to side wind. The perfect combination of design and practicality!



**The GRP rear** of the chic c-line new generation sets standards with regard to design thanks to its sporty and elegant exterior look.





**The Carthago lighting technology and the v-face design.** The Carthago full LED headlights impress with their design and illuminance from the chic c-line model series onwards.



**The fuel tank flap** is flush-fitted in the Carthago integrated models.



**Door and hatches:** all hinges on the doors and hatches are invisibly lowered into the frame from the chic c-line series onwards. This results in a homogeneous look and easy cleaning.

# Carthago Personality

## Interior design leadership

Carthago has been nominated as the clear favourite in the exterior and interior design categories time and time again in the voting for the motorhome of the year. To us, this means pleasure and commitment at the same time. All Carthago developments, the choice of **materials** that are used and the **workmanship** thereof

take place **with considerable care**. With a great deal of commitment and personal passion, down to the smallest detail. The result is a special Carthago living fascination. A **feel-good factor** which you can **see and feel when you enter a Carthago motorhome for the first time**.

## Your added value with Carthago


- + **Furniture made in our own Carthago factory**
- + **Stable “Durafix” double connection technology** screwed in place and mortised
- + **No creaking or rattling while driving** noise reduction by means of anti-knocking cushioning
- + **Holders, hinges and rails in solid, household quality**
- + **Seating comfort on long journeys** thanks to the ergonomically shaped quality upholstery
- + **Indirect lighting with LED lighting technology** for pleasant lighting



### LED lighting technology

Bright reading light or cosy ambient lighting – made possible by the Carthago LED lighting technology. Numerous spotlights in the right locations and effective indirect lighting provide impressive effects. And this is also power-saving and long-lasting.





#### High-quality hinges / fittings

In a Carthago, the furniture fittings, flap stays, drawers, door handles are of a high quality standard - just like at home. The demand for the highest quality, durability, function and exclusive design characterises the choice of these components.



#### Ergonomically perfect padding

Make yourself comfortable! Top quality foams and covers with special dirt-repellent finishing are a prerequisite for comfortable sitting and relaxation.



#### Furniture from our own joinery

Painstakingly manufactured and fitted, piece by piece – nothing wobbles or rattles. High stability thanks to the “Durafix” double connection technology and designed for a long life.



#### Simply elegant: the Carthago dashboard

The elegant leather covering of the moulded part of the dashboard combined with the high-quality ventilation vents underline the feeling of pure exclusivity. Colour coordinated depending on the interior design of the model series.



#### More than just a hint of luxury

The Macchiato Performance 21 and Sand Performance 21 leather variants with diamond quilting are reminiscent of exclusive yachts. Models on the Mercedes-Benz Sprinter chassis also combine the Carthago-typical leather-covered dashboard with the modern MBUX infotainment system in 7" or 10.2" (optional).



# Powerful partners

## Top class partners for top class quality

A Michelin-starred chef only uses the best ingredients for a top class menu. In a similar way, only selected components are used for top class motorhomes. We have chosen powerful partners for your Carthago - with powerful performance, quality and service. So that you can enjoy your holiday in a Carthago in a relaxing

way, just like you would enjoy a Michelin-starred menu. Would you like to upgrade your Carthago into your own personal travel dream? If so, we recommend having your original Carthago accessories factory-installed.



**Aguti**  
[www.aguti.com](http://www.aguti.com)



Aguti seats are multi-talented with regard to comfort, safety and ergonomics. They are specially tailored to the requirements of motorhomes, and fulfil all travelling and living requirements. The seats are guaranteed to provide healthy seating that supports your body, thanks to the anatomically adapted contact surfaces for the legs and back.

**AL-KO**

QUALITY FOR LIFE

**Alois Kober GmbH**  
[www.alko-tech.com](http://www.alko-tech.com)



Carthago puts its trust in innovative AL-KO technology such as the AMC chassis with torsion bar suspension and individual wheel suspension for more comfort and safety and the high-strength and hot-dip galvanised AL-KO lightweight construction technology for more storage space and more payload. But also the innovative and modern hydraulic supports – and pneumatic suspension systems with intuitive operation.

# alphatronics

## alphatronics – Size in detail

[www.alphatronics.de](http://www.alphatronics.de)



All of the televisions in your Carthago motorhome are manufactured by alphatronics in Nuremberg. This ensures that you get consistently high quality, so that all your expectations of a reliable motorhome television are fulfilled. The “Made in Germany” quality claim does not just manifest itself during the manufacture of the devices, but starts during development. The company is always at the cutting edge due to having its own development department, and has been impressing its customers for years with innovations for the motorhome market.



**DOMETIC**

[www.dometic.com](http://www.dometic.com)



**DOMETIC 10 series - keep it fresh, keep it cool.** The new 10 series by Dometic has completely redefined the standards for mobile refrigerators: double sided door stop for access from both sides, aluminium handles over the entire height of the fridge, intuitive control with TFT display and the best cooling power in this class!



**Super B**  
[www.super-b.com](http://www.super-b.com)



Super B supplies the lithium batteries for Carthago. The high-end lithium batteries provide tremendous energy reserves, and are much lighter, easy to install and have a considerably longer shelf life than other batteries. The Epsilon battery was specially developed for use in motorhomes. Due to the company's own intelligent battery management (BMS) and Bluetooth functionality, you are always kept informed about the current state of the battery and the amount of energy that is available. You will enjoy a high degree of self-sufficiency and optimum comfort on your trip with Carthago and Super B.



**Teleco**  
[www.telecogroup.com](http://www.telecogroup.com)



The Teleco Group is one of Europe's leading companies in the camping accessories area. Teleco stands for quality products in the areas of satellite systems, televisions, air conditioning systems and generators. Particularly in satellite systems and televisions, the products excel because of their high quality, precision and innovative technology. More than 40 years of experience and a pan-European service network make Teleco a reliable partner. This is why Carthago puts its trust in its satellite systems.





**Thule**

[www.thule.com](http://www.thule.com)



Travelling with your leisure vehicle means freedom: you can start whenever you want, and go wherever you want. You can stop in the most beautiful locations and enjoy living outdoors. A Thule awning is the perfect way to have a protected area next to your vehicle. Check out our smart blockers, tents, bike racks and much more!



**Truma Gerätetechnik  
GmbH & Co. KG**

[www.truma.com](http://www.truma.com)



Experience all that nature has to offer outside, and enjoy the highest levels of comfort inside: our Combi heaters and roof-mounted air conditioning systems make your holiday a carefree camping experience. The best example: the Truma Aventa comfort cools your motorhome extremely quickly and reliably with a powerful 2,400 W. Our 800 or so employees do their best every day to provide you with reliable premium products and excellent service.

This information is subject to price, design and equipment modifications and also errors. The details concerning scope of supply, appearance and performance correspond to the state of knowledge at the time of printing. If our suppliers change product designations during the season, we reserve the right to deliver a part type of equivalent value.

Carthago Reisemobilbau GmbH

[www.carthago.com](http://www.carthago.com)



Notes on the details in this catalogue: since the compilation of this catalogue in July 2020, changes may have been made to the product. Construction and design changes, colour shade differences, as well as changes to the scope of supply on the part of the manufacturer remain subject to change during the delivery period. Differences in colour may be related to printing technicalities. Please note that the vehicles are sometimes pictured with special equipment that has an additional cost. More technical information, also for details about seating whilst driving, etc. can be found in the respectively applicable price list. This data complies with the German Road Traffic Regulations and Road Traffic Licensing Regulations.

<sup>(1)</sup> Patent/patent application is country-specific

© Carthago Reisemobilbau GmbH. 88326 Aulendorf, Tel. +49 7525 9200-0

Printed in Germany.

[www.carthago.com](http://www.carthago.com)