

The 2020 Collection

Start Your Adventure





This is Freedom
Start Your Adventure



Welcome

Auto-Sleepers are one of the longest standing Manufacturers with almost 60 years of experience in building peerless Motorhomes for customers looking for the best in British built models.

Our Panel Van conversions offer versatility with sector leading specifications, which are ideal for either everyday trips or longer holidays. Their practical size will give you confidence when negotiating narrow country lanes and inside you'll find the luxury and quality befitting our heritage.

The ever popular Coachbuilt models offer something for everyone with models from under 6m to 7.76m. All models available on the superb Peugeot Boxer chassis as standard, with the option of the Fiat Ducato and its all new Automatic gearbox, or the exceptional Mercedes Sprinter. Optional travel seats are available on most models too, so there's sure to be the perfect combination to meet your needs.

The Auto-Sleeper range is renowned for setting the benchmark by which others are measured against and benefit from exceptional residual values. This probably explains why so many of our customers keep coming back to us for their next new Motorhome.

Our extensive Nation-wide dealer network will be able to show you our latest models or you can also browse from the comfort of home on our fantastic website: www.auto-sleepers.co.uk

Thank you for your interest in our Motorhomes and I hope your future choice is to discover new horizons in an Auto-Sleeper Motorhome; whether it's exploring picturesque locations or enjoying your preferred pastimes, the ultimate way to expand your horizons is in an Auto-Sleeper Motorhome...



Dave Williams | Sales Director
Auto-Sleepers Motorhomes



Contents



06 Our Story

No ordinary company. No ordinary motorhomes. Discover the history of the Cotswold manufacturer.



08 Handcrafted Excellence

Read about how Auto-Sleepers combine cutting technology and traditional craftsmanship



12 New for 2020

The latest technology and features fitted in new 2020 Auto-Sleepers



18 Peugeot Chassis

Peugeot is a highly popular choice among Auto-Sleepers customers. Read all about the latest Peugeot Boxer



20 Mercedes Chassis

All of our Mercedes based motorhomes are built on the much revered Mercedes Sprinter Chassis



22 Your Home From Home

Auto-Sleepers provide the perfect balance of practical living space and luxury comfort



28 Peugeot Campervans

Our campervans range is undoubtedly the benchmark for every other panel van to be measured against.



36 Peugeot Coachbuilds

Offering incredible comfort and style the Auto-Sleepers Peugeot motorhomes are like no other.



44 ALKO Coachbuilds

Heritage and luxury with unrivalled finesse, nothing comes close to the Corinium range



52 Mercedes Coachbuilds

Quite simply, the quintessential luxury motorhome range.



62 Personalisation & Technology Options

Make your Auto-Sleeper truly yours with these customisable options.



70 Service & Warranty

Expect only the best in Aftercare services with Auto-Sleepers

“a family orientated business staffed by people who are passionate about quality motorhomes”

Our Story

It all started with the Trevelyan family and their two young sons, back in 1961, who were searching for a touring holiday with a difference. Resourcefully, they built their own motorhome based on a Morris J2 van, which took them to the South of France for their holidays. Learning valuable lessons from the prototype, they returned and incorporated design refinements into a second model, Austin-based this time, which soon attracted the attention of dealers Henlys of Bristol. Faced with an order for five more models, they employed local builder Bob Halling as a subcontractor, who was later employed as Works Manager for the company, and Auto-Sleepers was born. Today Auto-Sleepers remains a family orientated business and is still staffed by people who are passionate about quality motorhomes.

Auto-Sleepers has nearly 60 years experience in meeting the needs of customers who are looking for the best in British-built motorhomes. Based at Willersey in the Cotswolds, we still take great pride in our hand craftsmanship and design expertise. Great time, care and effort go into the making of an Auto-Sleepers motorhome and it shows. The furniture, fittings and fitments are all of the highest quality, modern and stylish coupled with quality and innovation, all hand built to offer many years of pleasure. And because our designers use and live with our motorhomes, they know from experience what works and how to make the best use of every cubic centimetre of interior space. That's why so many of our customers keep coming back to us

Handcrafted

Auto-Sleeper motorhomes are constructed using a mix of traditional handcrafted techniques and advanced technological equipment.


Our leisure vehicles are built to the highest standards by skilled and experienced team of craftsmen and women, who cohesively bring together heritage, innovation and cutting-edge technology.

RESEARCH AND DEVELOPMENT
Auto-Sleepers' in-house Research and Development department develop new leisure vehicles from conception through to production. Being avid motor-homers themselves they design each model from the view point of the experienced camper and not just from the easy to manufacture.

PRODUCTION
Over the past few years, Auto-Sleepers have invested significantly, not only in the training of its key asset, the staff, but also in the latest manufacturing equipment to ensure a high level of

quality is achieved through every stage of manufacture.

POST PRODUCTION INSPECTION
Even though extreme care has been taken during the production process and prior to leaving our Cotswold based factory, each leisure vehicle goes through vigorous testing by a special team of experienced inspectors, each of whom have spent over ten years in manufacturing department. Finally once all these checks have been passed, they are individually signed off and ready for adventure.



Dare to Dream

It's time for the next adventure.



The Latest Technology

New for 2020

For 2020 Auto-Sleeper models have been fitted with an exciting range of new equipment to further enhance your trips away. Improved Security features, stylish exterior looks, upgraded underfloor mounted Whale heating plus be the envy of everyone on the campsite and stream all your favourite media from iPlayer, Netflix and Spotify thanks to internet connections up to 5x stronger than standard mobile connections. Turn over to read all about it.



Better Connected

All 2020 Auto-Sleeper leisure vehicles are fitted with powerful 4G Mobile broadband equipment designed to significantly improve internet connectivity on your touring excursions. Each vehicle features a discreet 4G Roof Antenna and a Huawei Mifi router box, from the connectivity experts at Motorhome Wifi, to provide a reliable and stable internet connection, so that you can do everything from streaming TV to remaining connected to the web and e-mail for work or for pleasure without having to rely on campsite WiFi or poor mobile signal.

The MiFi box is the latest generation 4G LTE Mobile MiFi from Huawei. It maintains all of the standard features and ease of use that you'd expect from a large global brand like Huawei. It is factory unlocked and unbranded which gives you a great advantage over other network supplied and locked devices.

The 1.45" LCD interactive screen on the front of the unit clearly displays important detailed information with regards to connection status, speed, data used and the amount of devices connected via WiFi (compatible with up to 10 devices). There is a free to download application available from the Apple App Store, Google Play store on Android and Kindle store which allows you to access additional functionality should you wish to do so.



This is where Mobile Broadband really comes into its own

A MiFi device is a great tool to have, but it still requires two things – a decent 3G or 4G data connection and its own SIM card with a paid for data plan, either on a contract or a Pay-As-You-Go basis. In terms of picking up a connection, a MiFi device is arguably not much better than a phone and so just by having a MiFi doesn't necessarily mean that you will be any better connected. However, what your Huawei MiFi device has which mobile phones do not is the facility to connect to the external antenna mounted on the roof of your Auto-Sleeper.

This is where Mobile Broadband really comes into its own, the addition of the rooftop mounted 4G antenna could increase your MiFi device performance by up to 5x. The Yorkshire based company Motorhome Wifi have been testing these products extensively in Scotland and North Yorkshire and the feedback they have received has been exceptional in areas where mobile phones simply refuse to work. Similar technology is used in rural ambulances and other essential applications and is now making a real difference to motorhomers.

Antennas are a difficult subject for network operators, since to say to customers they need an antenna to access their network undermines the coverage on which they compete with each other. This is why they are not better promoted but in practice, areas marked as 'no service' on their coverage maps could in fact be locations in which you could obtain a very usable, independent internet connection for use in your motorhome either when stationary or in motion.

So with the installation of the 4G mobile kit in your Auto-Sleeper you are now even better connected when on your adventures.



Keep it SIMple

With so many options finding the right SIM card to use might seem a little daunting. To make things simpler here is a break-down of your options:

For moderate users, the most popular option is a pre-loaded SIM card. These SIM cards are available with set data packages, normally 12GB of data valid for 12 months, or 24GB of data valid for 24 months with an average RRP of £40 or £60 respectively. The SIM cards themselves have no shelf life until first use and so can be kept until required and activation is as simple as inserting into a MiFi device and then turning it on. The data can be used at any time during the period of validity. That means that if you don't use your Auto-Sleeper for a couple of months, your data is still available until the SIM card's anniversary.

If you use your motorhome sufficiently or are a heavy data user it may be worthwhile considering a contract data plan. Most operators offer a simple 30 day rolling contract, whereby you can give 30 days notice to cancel at any time. Plans are available for up to 200GB of data, but around 50GB provides the best value at circa £30 per month.

Foreign use is another area of SIM cards which requires consideration. As of 15th June 2017 any UK SIM card can be used abroad for no additional cost for up to 2 months in a 4 month period. In practice this time limitation is not consistently enforced, but it's worth preparing for that eventuality if you are abroad longer than 60 days. In addition, all but Vodafone also limit the amount of data you can use abroad at around 15GB per month and so be sure that your data plan meets your requirements for foreign travel.

We recommend checking the coverage of your chosen network in the area you will be touring before purchasing your SIM plan for optimum signal strength and use.



Time to Heat Things Up

2020 Peugeot Campervans now benefit from the space saving and crucially more efficient underfloor mounted Whale 6kW space heater and an internal Whale hot water heater. The robust yet lightweight underfloor Whale Space Heater is mounted to the chassis underneath the vehicle, maximising space inside the vehicle.

In practice the new equipment has proven to be incredibly efficient, during grade 3 testing the new heater was able to heat the interior of the campervans faster, even when using just electric, than older models



Looking Sharp

Auto-Sleepers will be sporting bold, contemporary stylish exterior graphics for 2020



Dometic Microwave

Brand new microwave from Dometic installed in all ranges for 2020



Loading Rails

Campervans have the option of being fitted with load bearing rails, perfect for transporting large sporting equipment. Installed as standard on the New Fairford Plus.



CRIS VIN CHIP™

VIN CHIP™ is the theft deterrent and identification system for motorhomes. It is unique as it uses both visible and invisible markings containing your Auto-Sleeper's specific 17 digit VIN.

Enjoy the Journey

Auto-Sleepers feature powerful, fuel efficient engines and the latest in safety and media technology for an opulent driving experience.



The Lion Inside

Experience Power & Performance In The Peugeot Boxer



Cutting Edge Engines.

Auto-Sleepers 2020 Peugeot range motorhomes are fitted with Peugeot's BlueHDi engines. BlueHDi is the name given to Peugeot's latest generation of fuel and environmentally efficient Diesel engines.

Generated from a world-famous diesel heritage and innovative, automotive engineering excellence, BlueHDi complies with Euro 6 emission standards to deliver a driving experience rich in power and performance but with exceptional fuel economy and CO2 emissions.

BlueHDi engines meet Euro 6 standards thanks to Selective Catalytic Reduction (SCR) and Particle Filtration processes. A three stage cleansing process specifically targets the pollutants of diesel combustion, removing hydrocarbons and carbon monoxide, reducing nitrogen

oxides by up to 90% and eliminating 99.9% of particulates:

Stage One – the oxidation catalytic converter eliminates the HC and the CO2, transforming them into water (H2O) and carbon dioxide (CO2)

Stage Two – the SCR (Selective Catalytic Reduction) transforms the nitrogen oxides (NOx) into water and nitrogen (N2), which is the main constituent of air (78%), due to the addition of AdBlue® (mixture of urea and water)

Stage Three – the Particulate Emission Filter eliminates 99.9% of the particulates by number



BlueHDi delivers the cleanest diesel engine possible and exceptional fuel economy specification and refinement.




Peace Of Mind On The Road.

The standard safety features of the Auto-Sleepers 2020 Peugeot range include: ESP – Electronic Stability Program, ABS – Anti-lock Braking System with EBA – Emergency Braking Assistance,

EBFD – Electronic Brake Force Distribution, disc brakes, passenger and driver's airbags, fuel supply safety cut off, driver's seat belt indicator and safety auto-reverse windows.

Enjoy The Journey

Make your way to your holiday destination in comfort and with the latest audio technology. Auto-Sleepers Peugeot models feature cruise control, cab air conditioning and an Integrated Touch Screen Media Console with DAB Radio, Satellite Navigation and Bluetooth® Connectivity



Born to Run.

The Best Sprinter Of All Time

Impressive Specification.

Take your adventures to the next level with the Mercedes-Benz Sprinter.

The 2020 Auto-Sleepers Mercedes-Benz range is built on the latest Sprinter Chassis; The most intelligent, powerfully connected van the world has ever seen. The result of Mercedes continuous development process of ensures that the new class leading Sprinter is even more advanced, even more flexible, even safer and even more economical.

Under the hood the Mercedes range is more versatile than ever, with the low loading height front wheel drive and 9G-TRONIC 7-speed automatic transmission, to help increase efficiency and payload.

On the road your safety is paramount, thankfully the new Sprinter leads the way when it comes to safety and security, with a powerful suite of standard features – including Active Brake Assist as well as a reassuring alarm, double lock and visible VIN.

Every Auto-Sleeper Mercedes coachbuilt features State-of-the-art MBUX (Mercedes-Benz User Experience) technology debuts in the new Sprinter. Fitted as standard with a high resolution 7-inch touchscreen, it offers intuitive touch control and enables Mercedes PRO connect services.

Choose a Coachbuilt on a Sprinter chassis and benefit from an enhanced cab environment filled with impressive specification – and keep your adventures moving

Even Better Features.



Keyless Start
Start your vehicle at the push of a button.



Electric Parking Brake
Parking brake operated simply and conveniently via a button.




MBUX
A high resolution 7" touchscreen offering intuitive controls and Mercedes PRO connect services.



Multi-Function Steering Wheel with Gearshift Paddles
All controls, all in one place, for a streamlined cabin and safe operation while driving.



Crosswind Assist & Adaptive ESP®
Our Mercedes Coachbuilds feature the latest technology to help keep you safe on the road.



Highbeam Assist
This feature automatically detects oncoming vehicles and dims full beam at night.



DAB Radio
The new Sprinter is the first to receive DAB radio as standard



3rd Generation SCR Emission Control System
Stringent Euro 6 emissions standard is met with the aid of the SCR (Selective Catalytic Reduction) technology.



Your Home from Home.

Enjoy the freedom and flexibility of your own fully equipped motorhome; Auto-Sleepers provide the perfect balance of practical living space and luxury comfort. Inside you'll find expertly handcrafted, modern and durable furniture combined with exquisite Belgian upholstery.

Let it Shine.

Take in that view. Auto-Sleepers are designed to make the most of natural light, allowing energizing rays to flood the interior to create a bright, inspiring living space.

Practical Features

When you venture out in your Auto-Sleeper, our aim is not only to provide you with features that offer opulent luxury and comfort, but that are also practical and useful to maximise your holiday enjoyment every time you travel.

Our expert motorhome designers have designed the internal layouts of our motorhomes to optimise efficiency of

the living spaces; balancing freedom of movement with storage of equipment and features.

To complement the design of the space, Auto-Sleepers install the finest materials and equipment to produce leisure vehicles of the highest standard.

To create as much internal space as possible, features such as the LPG gas

tank and heating systems are mounted underfloor. They are however still easily accessible when required.

To get ensure that owners can use their vehicle all year round, every model meets grade 3 classification for thermal insulation, so there's nothing stopping you escaping to the outdoors.



Grade 3 Fully Insulated
All our motorhomes feature Grade 3 Classification for heating and thermal insulation.



Underfloor Mounted LPG Tank
25 litre underfloor mounted LPG gas tank installed, offering hassle free practicality with numerous benefits



80W Solar Panel
Be more self-sufficient and save money on your next holiday thanks to the included Solar Panel.

High quality Reflex™ foam upholstery.

Auto-Sleepers soft furnishings are constructed with UK manufacturer Vitafoam's premium quality Reflex™ foam for superior comfort, durability, recovery and service life.



Spacious storage facilities

To help make the most of your space, our designers have included numerous space saving storage options to securely stow your luggage.




Dine Al'Fresco!

Feel like making the most of some glorious weather? All Auto-Sleeper models feature external BBQ points for quick and easy outdoor dining.



Metalarte habitation door with sliding flyscreen door & central locking

Auto-Sleeper coachbuilds are fitted with a safe and secure exterior habitation door featuring single key central locking. For added comfort and hygiene, these doors are also fitted with a useful pleated-mesh flyscreen to help keep annoying pests out of your living area.



LED lighting throughout

LED spotlights and roof lighting with a power saving of up to 70% compared to standard motorhome lighting. Over locker LED mood lighting creates the perfect ambience for relaxing.



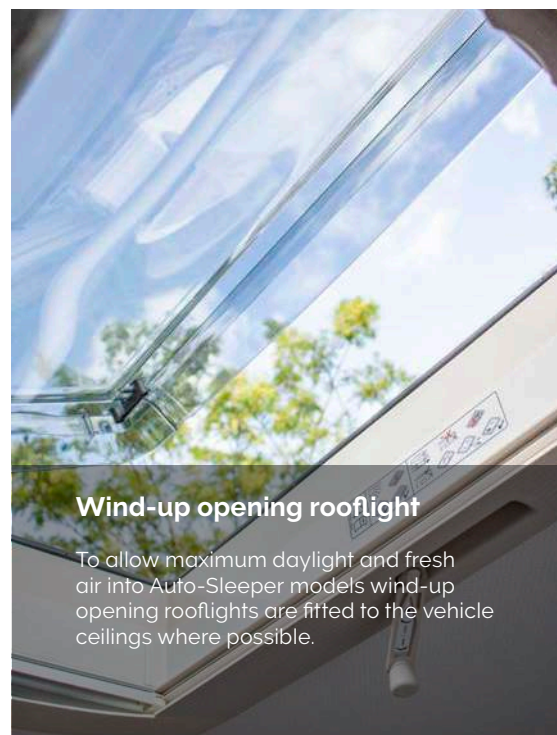
We've got you covered

No need to worry about privacy in your Auto-Sleeper, models come equipped with privacy blinds & flyscreens to all habitation windows, plus curtains.



Wind-up opening rooflight

To allow maximum daylight and fresh air into Auto-Sleeper models wind-up opening rooflights are fitted to the vehicle ceilings where possible.



Which will you choose?

With a wide choice of base vehicles and interior layouts
– There really is an Auto-Sleeper for everyone



Time to Seek Adventure



Peugeot Campervans

Our Panel Van Conversions are versatile vehicles, perfect for both everyday trips or longer holidays away. Their practical size will give you confidence when negotiating narrow country lanes, and finding a parking space at the supermarket. Inside, you'll find the luxury and quality you'd expect of an Auto-Sleeper motorhome.

Models	Min Berth	Max. Berth
8	 2	 4



*Ready?
Let's
GO!*

Functionality meets comfort

The latest touring technology, fully equipped versatile interior layouts with plenty of space for all of your sports gear; these vehicles are built to take you on your adventure, whether it's a spontaneous surfing trip down to Cornwall or two weeks of excursions in the peak district.

At the end of the day when you return to your campervan you know that the cosy comforts of a hot shower, an evening meal and relaxing furniture await.



Grade 3 Insulated

All our campervans feature Grade 3 Classification for heating and thermal insulation.



Numatic Suspension

For enhanced performance the rear axle suspension has been upgraded to a numatic system



Underfloor Mounted LPG Gas Tank

25 litre underfloor mounted LPG gas tank installed, offering hassle free practicality with numerous benefits.



It's all about the details; LED reading lights and chrome locker handles are just some of the little touches of quality that take our campervans to the next level.






Fuel Your Adventure

All that adventuring sure can build up an appetite! Fortunately all of our campervans have fully equipped kitchens, with four burner hobs and extractor fan, oven and grill, fridge freezer and microwave so you have all the tools at your disposal to whip up everything from a quick re-fuelling energy snack or a full heart-warming roast dinner with all the trimmings.

Fancy a bit of Alfresco dining? No problem all our campervans feature external BBQ points so that you can easily hook up your gas BBQ and be cooking for all the family in minutes.



3 Burner Hob

Fully equipped cooking facilities on board your campervan include a 3 burner hob plus electronic ignition oven and grill



Microwave oven

All campervans feature a 230v Dometic microwave oven for convenient cooking on tour.



Fridge-Freezer

Keep your food fresh with the large 3 way refrigerator with freezer compartment



What Dreams are made of...

After a long day exploring your surroundings there's nothing better than relaxing on a comfortable and spacious bed. In the evening when its time to hit the hay, our campervans offer easy, intuitive conversion from lounge seating to sumptuous double and/or single beds depending on model.

Assuming the front lounge is used as the main space for congregating, couples staying in the 4 berth Fairford and Fairford Plus models even have the convenience of leaving the rear double bed made up to save time when the land of nod is calling. For those looking for a van with real luxury, the Kingham model features an opulent fixed French bed.



Premium quality Reflex™ foam in all soft furnishings for ultimate comfort.



LED Lighting

Create the right atmosphere with energy efficient LED lighting including positionable reading spotlights.



Reflex™ Foam Upholstery

Premium quality Reflex™ foam in all soft furnishings for ultimate comfort.



Versatile Wash Areas

Multifunctional washrooms combine a shower and toilet area to save space and offer versatility, the Kemerton XL and Warwick XL models even include separate shower cubicles with an extractor fan. Each provides all the essentials for those rallying or looking to enjoy the occasional spot of wild camping. Thanks to ducted blown-air outlets and half-length mirrors the campervan washroom also is a great self-contained dressing area when additional privacy is required.



Room for Adventure

Surf boards, Kayaks and mountain bikes? If you're planning on bringing a lot of equipment with you on tour, no problem, our campervans have got the space you need. These vehicles have been designed from the ground up to allow for optimum internal storage for your kit.

There are also extensive exterior storage options available such as additional rear bike racks and roof rails.



The Range

<p>Compact Versatility</p> <p>Symbol</p> <p>3 2 Rear Travel Seat</p>	<p>Interior Layout >></p> <p>2508mm (Mirrors Extended) 5413mm</p>
<p>Commodious Comfort</p> <p>Symbol Plus</p> <p>3 2 Rear Travel Seat</p>	<p>Interior Layout >></p> <p>2508mm (Mirrors Extended) 5998mm</p>
<p>The Couples Choice</p> <p>Warwick Duo</p> <p>2 2</p>	<p>Interior Layout >></p> <p>2508mm (Mirrors Extended) 5998mm</p>
<p>The Perfect Two Plus Two</p> <p>Fairford</p> <p>4 4 Rear Travel Seats</p>	<p>Interior Layout >></p> <p>2508mm (Mirrors Extended) 6363mm</p>
<p>Class Leading Load Capacity</p> <p>Fairford Plus</p> <p>4 4 Rear Travel Seats</p>	<p>Interior Layout >></p> <p>2508mm (Mirrors Extended) 6363mm</p>
<p>Classic Ensuite</p> <p>Kemerton XL</p> <p>3 2 Rear Travel Seat</p>	<p>Interior Layout >></p> <p>2508mm (Mirrors Extended) 6363mm</p>
<p>King Of The Road</p> <p>Kingham</p> <p>2 2</p>	<p>Interior Layout >></p> <p>2508mm (Mirrors Extended) 6363mm</p>
<p>Ergonomically Stunning</p> <p>Warwick XL</p> <p>2 2</p>	<p>Interior Layout >></p> <p>2508mm (Mirrors Extended) 6363mm</p>

The Modern Touring Experience

Peugeot Coachbuilts

Peugeot Coachbuilts remain as one of our most popular ranges, offering customers luxuriously styled interiors and optimum driving performance, built to our exceptional quality standards. Models are available as both low profile and highline Coachbuilt models with a choice of Short, Medium, and Long wheel base chassis.

Models

6

Min Berth



Max. Berth





This is the way touring should be

The Auto-Sleepers Peugeot range is a collection of classic British front lounge and dinette models offering various seating arrangements dependent on whether you favour a more chilled lounge aesthetic or require additional travel seats and a formal dining space.

Whatever you choose, you'll find well-upholstered furniture with scatter and bolster cushions for luxury comfort and ample living space to entertain, relax and dine.

At the rear of these coachbuilds there are several configurations with greater focus on either large kitchen or chic washroom facilities. With plenty of variation to choose from their is bound to be a layout perfect to take you away on your next tour away.



3.5 Tonne Chassis Models

A range for everyone; Auto-Sleeper Peugeot coachbuilds are built on a lightweight 3500kg chassis, so they can be driven on a standard driving license.



Grade 3 Insulated

All our Peugeot coachbuilds feature Grade 3 Classification for heating and thermal insulation.



Underfloor Mounted LPG Gas Tank

25 litre underfloor mounted LPG gas tank installed, offering hassle free practicality with numerous benefits.



Coachbuilt models provide plenty of spaces to store your luggage and touring equipment.


Peerless & Refined



Ready to cook up a storm?

Budding chefs will feel right at home, Peugeot coachbuilds feature well equipped kitchens with plenty of worktop space for food preparation. All models feature a flexible dual-fuel hob with separate oven and grill, microwave oven plus an extractor fan to dispel cooking smells. Keeping food fresh at it's best isn't a problem thanks to the large fridge/freezer.

You'll find that the provision for storing groceries and utensils is excellent, with combinations of drawers, cupboards of roof lockers in the kitchen areas providing all the space you'll need to cater for the most extravagant of meals.



Dual Fuel Hob

Fully equipped cooking facilities include a flexible dual-fuel hob with separate oven and grill



Microwave Oven

All coachbuilds feature a 230v Dometic microwave oven for convenient cooking on tour.



Fridge-Freezer

Keep your food fresh with the large 3 way refrigerator with freezer compartment



Keep your food fresh with the large 3 way refrigerator



Peugeot Coachbuilds contain spacious storage options for all groceries and utensils



Time to put your feet up and relax

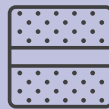
When your ready to get your head down for the evening, Auto-Sleepers coachbuilds front lounges and dinettes are easily converted into double and/or single beds depending on model.

Overcab models can offer even greater flexibility, providing space for up to 4 to sleep or the ability for couples to climb straight into bed without the need to disrupt the seating area. The Broadway FB model features the ultimate in luxury with a rear fixed French bed.



LED Lighting


Create the right atmosphere with energy efficient LED lighting including positionable reading spotlights.



Reflex™ Foam Upholstery


Premium quality Reflex™ foam in all soft furnishings for ultimate comfort.





Multi-functional Spaces

Auto-Sleeper coachbuilds feature practical space-saving multi-functional washrooms which offer maximum functionality of the space. The washrooms combine a shower and toilet area to save space, however the wall onto which the basin is affixed swings through 90 degrees to create a showering space away from the cassette toilet. Broadway EB and FB models even include separate shower cubicles with an extractor fan.



Space for Everything

The expert designers at Auto-Sleepers have created this range of motorhomes to offer no compromises when it comes to storing your luggage and equipment when out on your travels. They have used utilised the space to ensure that you can make the most of your payload and take all your necessary belongings with you, so there is no need to leave any of the essentials behind.



The Range

<p><i>Petite Yet Spacious</i></p> <p>Nuevo EK</p> <p>2 seats 2 beds Optional Rear Travel Seat</p>	<p>Interior Layout >></p>	
<p><i>A Bijou Residence</i></p> <p>Nuevo ES</p> <p>4 seats 4 beds Rear Travel Seat</p>	<p>Interior Layout >></p>	
<p><i>Iconic Comfort For Two</i></p> <p>Broadway EK TB LP</p> <p>2 seats 2 beds Optional Rear Travel Seat</p>	<p>Interior Layout >></p>	
<p><i>Prestigious Comfort</i></p> <p>Broadway EB</p> <p>2 seats 2 beds Optional Rear Travel Seat</p>	<p>Interior Layout >></p>	
<p><i>Flexible Family Luxury</i></p> <p>Broadway EK</p> <p>4 seats 4 beds Rear Travel Seat</p>	<p>Interior Layout >></p>	
<p><i>Classic French Bed</i></p> <p>Broadway FB</p> <p>2 seats 4 beds Optional Rear Travel Seat</p>	<p>Interior Layout >></p>	

Technical Data & Price

For full vehicle specification please visit the Auto-Sleepers website or ask your local dealer for a price and data sheet.

Find Out More: www.auto-sleepers.com Call: +44 (0)1386 853 338

The *Ultimate* Touring Experience

Peugeot AL-KO Coachbuilts

Heritage and luxury with unrivalled finesse, nothing comes close to the all new Corinium: Two palatial layouts, AL-KO foundations and 2.35m body width for the ultimate touring experience...

Models

2

Min Berth



Max. Berth





AL-KO

AL-KO Foundations

The Corinium range is built on a lightweight AL-KO chassis specially engineered to provide enhanced strength and stability.



Grade 3 Insulated

All our AL-KO coachbuilds feature Grade 3 Classification for heating and thermal insulation.



Underfloor Mounted LPG Gas Tank

25 litre underfloor mounted LPG gas tank installed, offering hassle free practicality with numerous benefits.

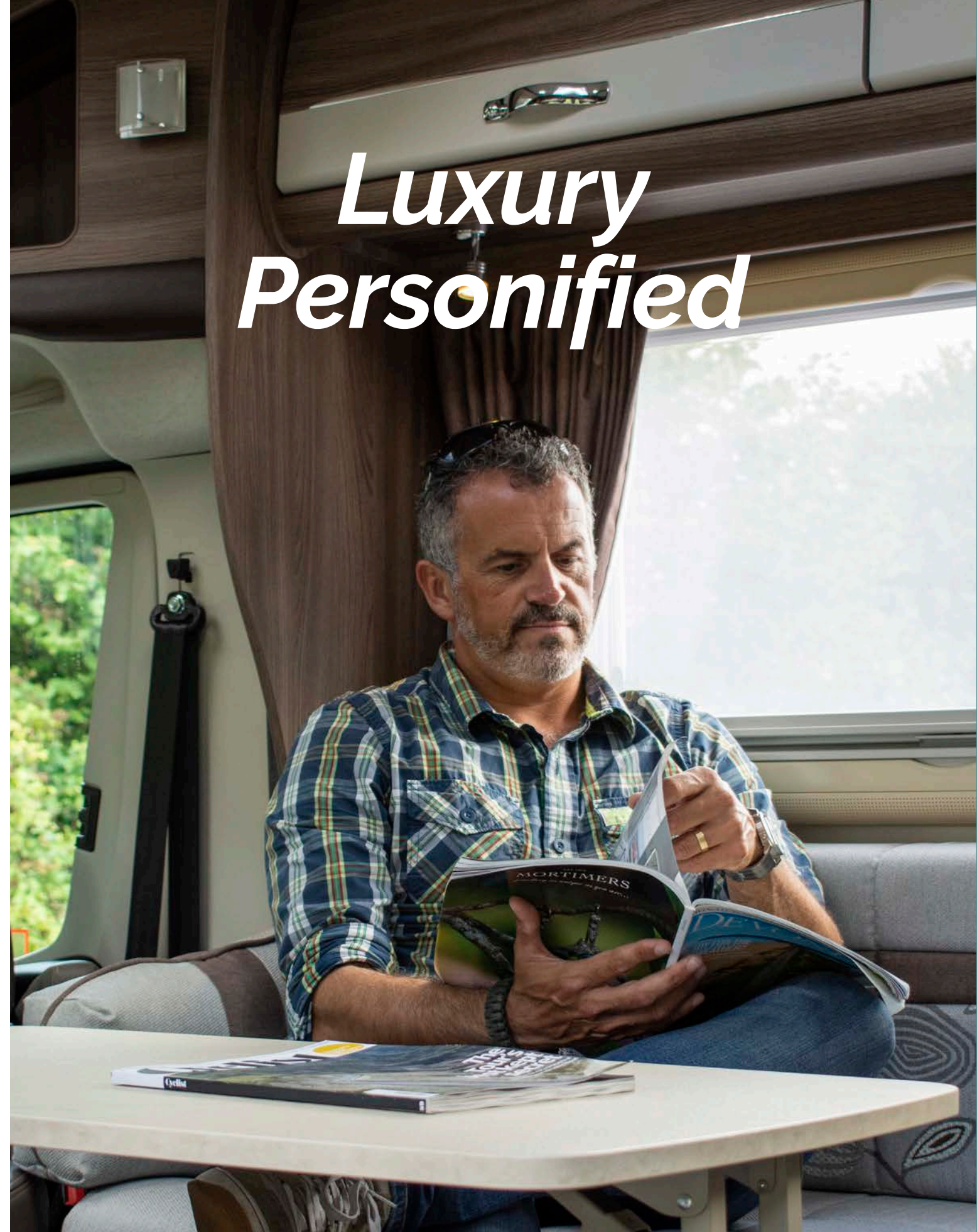


Inspirational Spaces

The interior is designed to be an invigorating, bright space perfect for relaxation. The two large side windows, rooflight and the cab sunroof illuminate the spacious lounge with vivacious natural light creating a resplendent and airy atmosphere. You'll find the well-upholstered sofas with comfortable scatter and bolster cushions, the perfect place for curling up with a good book or streaming the latest episode of your favourite show. When the time comes to dine and entertain, there is ample space for your guests.

At the rear of these vehicles you'll find two fixed bed variations that all offer incredible hotel style chic and luxury, that must be witnessed to be believed. This is touring comfort at a whole new level.

Luxury Personified



Good night, sleep tight...

Each Corinium model features a large separate bedroom. A large window and Heki rooflight continue the theme of bright, inspirational spaces throughout the motorhome.

Each fixed bed features a padded headboard and a comfortable mattress. In addition to offering a great night's sleep, each bed lifts to reveal great storage space. The bedroom areas also offer other practical storage cabinets and plenty of space to get ready for the day ahead.



LED Lighting

Create the right atmosphere with energy efficient LED lighting including positionable reading spotlights.



Reflex™ Foam Upholstery

Premium quality Reflex™ foam in all soft furnishings for ultimate comfort.



Home from home cooking

Cook up all of your favourite meals, just as you would in your own home; these models feature well equipped kitchens with plenty of worktop space for food preparation. Both models feature a flexible dual-fuel hob with separate oven and grill, microwave oven plus an extractor fan to dispel cooking smells. Keeping food fresh at it's best isn't a problem thanks to the large fridge/freezer.



Dual Fuel Hob

Fully equipped cooking facilities include a flexible dual-fuel hob with separate oven and grill



Fridge-Freezer

Keep your food fresh with the large 3 way refrigerator with freezer compartment



Time to Clean Up

Auto-Sleeper Corinium washrooms are all about providing luxury at a level you wouldn't expect in a motorhome. The key is the attention to detail in the design of these rooms; contemporary white tiled walls, chrome accents and accessories. Both models feature a spacious full width washroom with separate shower cubicle, stylish pedestal sink with swan-neck chrome tap and a swivel cassette Dometic toilet.



Everything has its place

The expert designers at Auto-Sleepers have created this range of motorhomes to offer no compromises when it comes to storing your luggage and equipment when out on your travels. They have utilised the space to ensure that you can make the most of your payload and take all your necessary belongings with you, so there is no need to leave any of the essentials behind.



The Range

Corinium FB

2

4

Optional Rear Travel Seat



Interior Layout >>



Corinium Duo

2

4

Optional Rear Travel Seat



Interior Layout >>



Technical Data & Price

For full vehicle specification please visit the Auto-Sleepers website or ask your local dealer for a price and data sheet.

Find Out More: www.auto-sleepers.com Call: +44 (0)1386 853 338

Versatile, Practical...Unrivalled Luxury

Mercedes Coachbuilts

Lavish styling combined with exceptional specification and unrivalled driving performance all built on the Mercedes motorhome chassis for the ultimate in touring luxury. All Mercedes Coachbuilts come with the option of having the best fully automatic gearbox available on a motorhome.

Models	Min Berth	Max. Berth
6	 2	 4





Ultimate Luxury



This is luxury at its very best!

For those looking for the ultimate in opulent Touring Luxury look no further than the Auto-Sleepers' Mercedes coachbuilt range; these models have been fully optimised to offer unparalleled comfort, with features including beech sprung slats on beds, reflex foam upholstery, touch-screen displays, GRP interior walls, habitation air conditioning amongst many more as standard. As with all Auto-Sleeper Motorhomes, the Mercedes range is Grade 3 insulated, meaning it's the ideal luxury home-from-home all year round.



Truma Aventa Comfort

Enjoy a pleasant indoor climate thanks to the Truma Aventa Comfort roof-mounted air conditioning system.



Grade 3 Insulated

All our Mercedes Coachbuilds feature Grade 3 Classification for heating and thermal insulation.



Underfloor Mounted LPG Gas Tank

25 litre underfloor mounted LPG gas tank installed, offering hassle free practicality with numerous benefits.



Auto-Sleepers' interiors feature a cocktail cabinet with crystal wine glasses as standard



Ready, Steady, Cook!

The fully equipped kitchens deliver all the space and equipment you need on your trips away, so whether you're frying up some bacon and eggs, cooking a spaghetti bolognese or a delicious Sunday roast; you'll be able to do it all. Standard equipment includes Thetford cooker with dual-fuel hob and separate oven and grill, stainless steel sinks, Dometic fridge/freezers, microwave and hob extractor.



Lie back, relax and unwind

Auto-Sleepers Mercedes range of motorhomes come in a variety of sizes and layouts, all offering that all important place to relax and unwind. Each and every model features high quality Reflex™ foam upholstery in Casa Mila or Sagrada trims with a choice of 5 colour options to suit every taste. Colour co-ordinated habitation curtains including tiebacks and scatter cushions help to complete the luxury feel inside your new motorhome. Energy Efficient LED lighting is fitted throughout adding to the relaxed atmosphere inside. Truma habitation air conditioning is also fitted as standard allowing you to cool down or warm up in comfort all year round.



Dual Fuel Hob

Fully equipped cooking facilities include a flexible dual-fuel hob with separate oven and grill




Microwave Oven

All coachbuilds feature a 230v Dometic microwave oven for convenient cooking on tour.




Fridge-Freezer

Keep your food fresh with the large 3 way refrigerator with freezer compartment



LED Lighting

Create the right atmosphere with energy efficient LED lighting including positionable reading spotlights.



Reflex™ Foam Upholstery

Premium quality Reflex™ foam in all soft furnishings for ultimate comfort.



Auto-Sleeper kitchens are fully equipped with everything you need to cook even the most extravagant of meals





Spectacular Showering

Luxury isn't just confined to the kitchens and living areas of the Mercedes range of motorhomes, each and every washroom has been designed to utilise every inch of practical space. Combined shower and toilet washrooms feature either a unique swing wall design or separate shower cubicle depending on model chosen, and are completed by an electric flush cassette toilet with separate header tank. Added luxury comes in the form of vanity cupboards with mirrors, chrome fixtures and fittings, storage cupboards, ducted blown air heating outlets, opening roof vents and LED lighting as standard.



Combined Shower & Toilet Compartments

Mercedes range models feature space-saving multi-function washroom unit providing all the bathing essentials



Separate Shower Cubicle Options

For added hotel chic, the Malvern, Winchcombe, Burford and Burford Duo feature a separate shower cubicle



Amazing Spaces

Every inch has been utilised to maximise useful interior and exterior storage solutions within the Mercedes motorhome range. The designers at Auto-Sleepers have years of experience behind them and put great time, care and effort into designing solutions that work. Every model features spacious wardrobes, seat tops on gas struts and drop down access door to under-seat benches, over-cab storage compartments, range of high level lockers, slide out table storage, as well as large external under-floor mounted skirt lockers for those wet muddy essentials.



The Range

Stanton



Compact & Powerful

Interior Layout >>




Bourton



Quintessential Luxury

Interior Layout >>

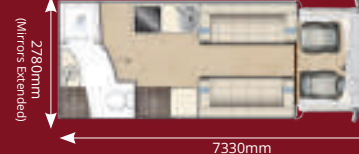


Winchcombe



Award Winning Classic

Interior Layout >>




Malvern



Traditional French Bed

Interior Layout >>




Burford



Fixed Bed Ensuite

Interior Layout >>




Burford Duo



Twin Bed Ensuite

Interior Layout >>



Technical Data & Price

For full vehicle specification please visit the Auto-Sleepers website or ask your local dealer for a price and data sheet.

Find Out More: www.auto-sleepers.com Call: +44 (0)1386 853 338



Dream Big

Explore the world in comfort.



Have it your way.

Auto-Sleepers have been hand-crafting motorhomes to stand the test of time for over 60 years and we believe that your motorhome should be tailored to be exactly how you want it. That's why we offer numerous personalisation options to enable you to customise your vehicle to meet your requirements.

Roof Options

Peugeot and Mercedes-Benz coachbuilt models are available with a choice of two roof options, available at no extra cost.



Low Profile

The lowline roof is available with either a large opening skyview rooflight or additional locker storage.



Luton


The overcab luton offers additional sleeping accommodation for two people. Not available on Corinium range.



Twin Bench Lounge



Additional Rear Travelling Seats




Seating Options

Selected Coachbuilt models are available with the option of two rear seating configurations. Choose from either twin benches, creating a spacious lounge or additional rear travelling seats**, which allow for extra passengers to be transported in the rear safely.

Sagrada ^{NEW}



Casa Milà ^{NEW}



Fabric Options

Every Auto-Sleeper comes with a choice of colourways from the latest range of handpicked Belgian 'Catalan', 'Casa Milà' or 'Sagrada' fabrics, providing a luxurious finish for that added personal touch.

Seat Belt Safety

Seat belts for the front cab seats in motorhomes have always been installed by the base vehicle manufacturer since the law required them to do so and wearing them is a legal requirement whenever the vehicle is being driven.

Seat belts in the rear of a motorhomes however is more complicated; where a designated travelling seat is available it must be used, however, where there isn't one it's not illegal to travel in the

rear without wearing one at present, although this could well change in the future.

In the interests of everyone's safety and peace of mind, Auto-Sleepers always recommend when travelling in the rear of a motorhome, it should be in a designated travelling seat with the three point seat-belts in use.

Look out for the red seat-belt symbol next to the layout to indicate the

availability of designated rear travel seats which have been tested and approved as fully compliant with European whole vehicle type approval for your total safety and peace of mind.



Situation	Front Seat	Rear Seat	Responsibility
Driver	Seat belt must be worn if fitted	-	Driver
Child under 3 years of age	Seat belt must be worn if fitted	Correct child restraint must be used	Driver
Child from 3rd birthday up to 135cm in height or 12th birthday, whichever they reach first.	Correct child restraint must be used	Correct child restraint must be used where seat belts are fitted. Must use adult belt in rear seat if correct child restraint is not available.	Driver
Child 12 or 13 years of age or over 135cm in height	Seat belt must be worn if fitted	Seat belt must be worn if fitted	Driver
Adult passengers	Seat belt must be worn if fitted	Seat belt must be worn if fitted	Passenger



More Comfort On Tour With Truma



Truma iNet System

More comfort on the move in a new dimension: The Truma iNet System enables the Combi heater and Truma air conditioning systems to be remotely controlled anywhere and anytime; be it on the ski slopes, at the beach or when hiking. The Truma iNet

System allows you to control the units easily and simply via the Truma app from wherever you are, and to query the current device and vehicle status. This makes camping much more easy, comfortable and safe.

Aventa Air Conditioning System

All Auto-Sleepers have the option of having an Aventa Compact Plus Conditioning system installed. The Truma roof air conditioner excels with its performance power – Although being especially efficient and economical in consumption the Aventa turns the vehicles into a feel good zone thanks to its high performance. The powerful cooling capacity ensures this on hot summer days. In cool nights the economical heat pump function (2 ventilation steps) for pleasant

temperatures. At the same time the air is not only dehumidified, but also cleaned by a new honeycombed air filter.

The integrated sleep-mode reduces speed of the ventilator in the night and so by very silent air distribution a particular smooth running of the air conditioner is achieved. The single adjustable air-outlets offer various possibilities to dispense the conditioned air in the vehicle.

Truma Combi CP plus

Just set your own comfort zone with the Combi CP plus boiler from Truma. The Combi CP provides heating and hot water boiler in one device and the practical turn-and-push controls of the digital control panel make operation of the system really easy.

You can intuitively select the required room or water temperature, and the Boost

function offered by the CP plus adds real value: it warms the water even faster, and heats the leisure vehicle to a pleasant temperature – at the push of a button.

This digital high performer even lets you determine the energy source, adjust the fan, or programme the functions of your Combi heater or air conditioning unit by times.



Safe Heating On The Move

Drive Safe Regulator

For 2020 all Auto-Sleeper models feature an innovative gas pressure regulator from Truma. It offers its users a safe and convenient supply of gas when on the move. With an integrated gas flow monitor, you can use your liquid gas heater whilst driving.

How safe is it to operate a gas system for heating while you are on the move? Truma has the answer: for years, we have been further developing technical standards for protective devices that enable heating whilst driving; and now we have also incorporated a crash sensor into our new generation of gas pressure regulation systems.

This sensor even responds to accidents that take place at low impact speeds of 15–20 km/h, closing the gas supply before damage can be caused to the lines or devices.

So you can arrive at your destination with everyone feeling relaxed, reassured, and safe. Truma gas pressure regulation systems offer everything required to ensure safe heating on the move, throughout the whole of Europe.

For further information on Truma products please visit:
<https://www.truma.com/uk/en/home/>

Join the Club

www.asoc.uk.com


The Auto-Sleepers Owners' Club was formed in 1989 and now has a membership exceeding 2,400. Closely allied with the Company, membership of the Club is open to all Auto-Sleepers owners.

Benefits include a monthly newsletter and rallies throughout the year, both at home and abroad. Enquiry forms are available through the Company or by visiting the club website.



Motorhomes for every Adventure





Harmony

Utility Management System

Easy Access Controls

Relax knowing that your Auto-Sleeper is fitted with the Harmony Utility Management System. The Harmony UMS combines the latest electrical systems from innovative UK electrical manufacturer Sargent and renowned German manufacturer Truma. The UMS allows for straightforward control of your on-board leisure facilities from one, easily accessible location. Plus, for even greater peace of mind, your UMS features Sargent's CAT6 vehicle tracker, which can be monitored remotely using 'Auto-Sleepers LOCATE.'

Manage your onboard systems

The LCD touch-screen control panel allows you to easily monitor and control your motorhome's on-board systems. This functional all-in-one panel makes it simple to manage your lighting, battery and water so that you can spend more time enjoying your trips away.

Temperature control

The digital Truma CP plus control panel allows you to set the temperature in your Auto-Sleepers motorhome quickly and easily. Choose functions like fan speeds and night time economy mode instantly. The automatic climate control ensures a constant indoor temperature in all weathers.

Location tracker

Check the location of your motorhome every 6 hours and see the location of all Auto-Sleepers approved dealer workshops.



Media Pack (Optional)

Home Entertainment On The Move

Press and go, the convenience of having all your TV channels ready to watch in an instant with the Auto-Sleepers' Media Pack. The pack features the Mecatronic ASR 650 Automatic Satellite System, a versatile portable or roof mountable satellite system providing you with TV and radio coverage throughout the UK and Europe.

Fully automatic

Includes a compact and easy to use LED control box, powered by your receiver, to automatically locate the correct satellite with a single button-press. Complete with operation manual, set up guide and 2 year warranty.

Key Features: >>

- This latest model is equipped with a 2 position unit Astra 1 (19.2°E), Astra 2 (28°E)
- Twin LNB as Standard. For use with PVR's, SKY+™ or 2 receivers in different locations
- Fully Automatic: Includes a compact control box to automatically locate the correct satellite with a single button-press
- Clear and easy to use LED control box
- Powered by your receiver
- A 65cm offset dish giving this satellite an increased range
- All weather resistant and robust casing
- Complete with operation manual & set up guide
- Compatible with any SD/HD Free to air satellite receiver



Media Pack^{DX} (Optional)

Cutting-edge technology >>

The Auto-Sleepers Media PackDX Upgrade features Oyster's New Cytrac DX® Satellite System. The innovative antenna technology that facilitates the enormous reception range forms the heart of the Cytrac DX® system. It comprises 1016 interlinked single antennas arranged in a honeycomb pattern. This results in a reception range that is several hundred kilometres larger than that of an equally-sized flat-dish antenna.

The light-weight Cytrac DX® system is only 14cm high. Thanks to its compact design, it fits onto almost any vehicle roof. Its robust exterior unit is made of cast aluminium and requires only little space as it rotates in open position only. The system is mechanically reinforced to resist even strong gusts of wind. Its surfaces are made of highly weather-resistant PC-ASA plastic to shed off hail without taking any damage. A hail cover is therefore obsolete.

Operating the Cytrac DX® system is easy and intuitive as it automatically aims itself at the selected satellite.

Key Features: >>

- Small, compact antenna for space-saving installation on the vehicle roof
- Fully automated satellite searching and aiming in 30 to 60 seconds
- LEM technology for reduced search times (system stores last elevation angle)
- Automatic retraction at vehicle start
- High-quality craftsmanship and durable materials
- Solid, reliable design using PC-ASA plastic that even resists hail





Service you can count on.

Auto-Sleepers Aftercare & Service Centre

The Auto-Sleepers Service Centre caters specifically for the needs of the motorhome and caravan owner. Located on site at the Auto-Sleepers factory in Willersey, Worcestershire, we offer mechanical and conversion servicing, accident and insurance repairs, annual habitation checks, MOT testing, accessory fittings, modifications and refurbishments.

The Service centre has also been granted Approved Workshop status by the NCC. The Approved Workshop Scheme is a joint enterprise between the NCC (National Caravan Council), The Caravan Club and The Camping and Caravanning Club. It is the benchmark for motorhome and touring caravan servicing. To comply with the Scheme's rigorous standards Auto-Sleeper have invested heavily in training and additional equipment, along with a purpose designed computer system.



Auto-Sleepers Parts Department

The Auto-Sleepers Parts Department aims to provide parts for Auto-Sleepers old and new. When contacting this Department, customers should have to hand the Auto-Sleepers production number of their vehicle. We endeavour

to provide parts for older vehicles, but are unable to guarantee to supply parts that are no longer manufactured by our suppliers.



To find out more about motorhome servicing please visit:
www.auto-sleepers.com/owners/servicing-and-care/motorhome-servicing

To find out more about caravan services here please visit:
www.auto-sleepers.com/owners/servicing-and-care/caravan-servicing

Contact Us

Service opening hours:
Mon - Thurs : 7:30am - 5pm
Fri: 7.30am-3pm
Sat-Sun: Closed
Service Department
+44 (0) 1386 853511
Parts Department
+44 (0) 1386 842630

Warranty

Auto-Sleepers Conversion Warranty

You can be confident about owning an Auto-Sleepers, because we are confident about the way in which we build them. The conversion work of every Auto-Sleepers is covered by our own three year warranty* scheme plus and an additional three year water ingress warranty*. The cover is not restricted to mileage and protects all aspects of the conversion. Terms and conditions apply, please refer to your handbook for further information.

Mercedes-Benz Warranty

The base of your motorhome is covered by Mercedes-Benz. You are covered by a 3 year, unlimited mileage warranty (terms and conditions apply, please refer to the chassis manufacturers handbook for details).

Mobilovan UK
Mobilovan UK keeps the Mercedes-Benz Van Owner On The Road For Thirty Years - Mercedes vans first registered after 1st October 2012. To benefit from Mobilovan UK, the owner must have the van regularly serviced by a Mercedes-Benz service partner. Even if it is a used van or a service has been missed, with each new service the van is automatically entitled to Mobilovan UK cover again, for up to 30 years.

Mobilovan UK also offers special mobility services in the event of a workshop visit arising from a warranty claim or goodwill gesture during the first three years after the van was initially registered.

Europe-Wide
Mobilovan UK cover applies throughout Europe even in a remote lane in Spain. Wherever there is a road, Mobilovan UK cover applies. A Europe-wide network of approximately 3,000 authorised Mercedes-Benz service partners makes this possible. And should it take a little longer to repair the vehicle, the owner can keep on the move thanks to the wide-ranging Mobilovan UK mobility services.

Technical Breakdowns Or Starting Problems
For three years after the initial registration of a Mercedes van, Mobilovan

UK will keep it on the move in the event of a technical breakdown or starting problems. Subsequently the mobility guarantee is extended after each service by an authorised Mercedes-Benz service partner - up to maximum of 30 years.

Minor Mishaps Or Driver Error
For three years after the initial registration of a Mercedes-Benz van Mobilovan UK will cover the following:

- Wrong fuel or out of fuel
- Lost or locked keys
- Two or more flat tires
- Road traffic accident
- Vandalism and attempted theft

Workshop Visits For Warranty Repairs Of Over Two Hours
In the case of warranty claims or goodwill gestures in the 3 years following first registration of a Mercedes van the owner will be entitled to Mobilovan UK mobility services if the repair work exceeds 2 hours.

Peugeot Warranty

All motorhomes first registered in the UK and purchased from a UK Peugeot Approved Manufacturer benefit from a Peugeot 3 Year unlimited mileage warranty and an 3 year paint guarantee provided by the Peugeot Dealer Network in the UK.

This additional warranty carries a mileage limit of 100,000 miles from first registration and is dependent upon the manufacturer's recommended servicing being carried out at the specified time or distance intervals. For full terms and conditions, please consult your Peugeot Dealer in the UK.

All new Peugeot motorhomes come with 12 months' Peugeot Assistance - breakdown assistance service. Peugeot Assistance includes European cover, homestart, roadside assistance, vehicle recovery and a free replacement car or hotel accommodation if required. For this service call 0800 294 0294

Fiat Warranty

Fiat provides a manufacturer's warranty for the base vehicle (as supplied to Auto-Sleepers) for a period of two years. For any issues with the base vehicle please contact your local Fiat dealer.

Your base vehicle warranty is subject to the terms and conditions contained in the respective chassis manufacturers' service literature. Your vehicle must be serviced in accordance with the chassis manufacturer's requirements.



Our Dealer Network



BC Motorhomes

Heathfield Road
Heathfield Industrial Estate
Ayr, Scotland, KA8 9HE
Tel: 01292 272 277

Choose Leisure

The Showroom,
Howfield Lane /A28, Chartham
Canterbury, Kent CT4 7HG
Tel: 01227 733 557

Cotswold Motorhomes Ltd

Court Farm,
Twigworth
Gloucester GL2 9PX
Tel: 01452 857 131

Derby Motorhomes

Chapel Street
Derby, DE1 3GU
Tel: 01332 360 222

Dickson's of Perth

170 Dunkeld Road
Perth, Scotland, PH1 3AA
Tel: 01738 626 287

Go European

Motorhomes & Caravans
Dobbies Garden World
Watling Street, Gailey
Staffordshire ST19 5PP
Tel: 01902 791 222

Highland Campers

Kerrowaird Farm Steading
Dalcross, Inverness,
Scotland IV2 7JQ
Tel: 01667 493 976

Marquis Berkshire

Oxford Road
Chieveley, Nr Newbury,
Berkshire RG20 8RU
Tel: 01635 248 888

Marquis Devon

Lee Mill Ivybridge
Plymouth
Devon PL21 9EG
Tel: 01752 892 977

Marquis Dorset

41-45 Old Wareham Road
Poole Dorset
BH12 4QN
Tel: 01202 738 777

Marquis Durham

Durham Road Birtley,
Chester Le Street
County Durham DH3 2QZ
Tel: 0191 492 2480

Marquis Gloucestershire

Mill Avon Holiday Park
Gloucester Road, Tewkesbury
Gloucestershire GL20 5SW
Tel: 01684 296 222

Marquis Hampshire

Winchester Road,
Lower Upham, Nr Southampton
Hampshire SO32 1HA
Tel: 01489 860 666

Marquis Lancashire

Riversway Leisure Village
Chain Caul Road
Preston, Lancashire, PR2 2PD
Tel: 01772 731 313

Marquis Northants

The Causeway
Great Billing
Northampton, NN3 9EX
Tel: 01604 402 888

Marquis South Yorkshire

Rotherham Road
Dinnington, Sheffield
South Yorkshire S25 3RF
Tel: 01909 565 222

Marquis Suffolk

Farthing Road
Sproughton, Ipswich
Suffolk IP1 5AP
Tel: 01473 747 675

Marquis Surrey

Station Approach
Gomshall Guildford
Surrey GU5 9NX
Tel: 01483 203 335

Marquis Sussex

Eastbourne Road (A22)
Golden Cross
East Sussex BN27 4AN
Tel: 01825 873 377

Moran Motorhomes

Orleton Road,
Ludlow Business Park
Ludlow, Shropshire
SY8 1XF
Tel: 01584 876 911

Nick Whale Motorhomes

Lauriston Business Park Pitchill,
Evesham, Worcestershire
WR11 8SN
Tel: 01386 870 852

Simpsons Motorhomes

Suffolk Road
Great Yarmouth, Norfolk
NR31 0LN
Tel: 01493 601 696

SMC Motorhomes

Northern Road, Newark
Nottinghamshire NG24 2EU
Tel: 01636 670 760

Spinney Motor Caravans

Knutsford Road
Craneage Nr Holmes Chapel,
Cheshire CW4 8HJ
Tel: 01477 535 808

Stowford South Wales

Ely Valley Road
Coed Ely, Llantrisant
CF39 8BL
Tel: 01443 672 333

West Country Motorhomes

-Brent Knoll
Bristol Road (A38), Brent Knoll,
Highbridge
Somerset TA9 4HG
Tel: 01278 761 200

West Country Motorhomes

-Swindon
20 Turnpike Road, Blunsdon
Swindon, Wiltshire
SN26 7EA Tel: 01793 726 666

3A's Leisure The Showground

11b, Heol Parc Mawr,
Cross Hands, Llanelli,
SA14 6RE
Tel: 01269 843 683

Auto-Sleepers Limited, Orchard Works, Willersey, Nr Broadway, Worcestershire WR12 7QF, England
Tel: +44 (0)1386 853338 | www.auto-sleepers.com

This brochure is for guidance purposes only. Please be sure to check our full current and technical specifications with your retailer before placing your order. This brochure does not constitute an offer by the Auto-Sleepers Group Ltd (Auto-Sleepers). It's the continual policy of Peugeot, Mercedes-Benz, Fiat and Auto-Sleepers to seek to improve their vehicles in every way and so whilst every effort has been made to ensure the details set out in this brochure were correct at the time of going to press, they are unable to accept responsibility for discrepancies between these and subsequent models shown. Auto-Sleepers reserve the right to alter the specifications and price at any time without prior notice.

Auto-Sleepers design its Motorhomes to provide a variety of potential uses for its customers. Each vehicle features the optimum storage, fluid, seating and sleeping capabilities. While the customer enjoys this potential, they have the responsibility to select the proper combinations of loads without exceeding the chassis weight capacities. Bedding and "dress" items shown in photography are used for illustrative purposes only and are not part of the vehicle specification. The End Of Life Vehicle Directive for Peugeot - please visit www.peugeot.co.uk under the Environment section. For more details on Mercedes - please visit www2.mercedes-benz.co.uk and for Fiat - please visit <http://www.fiatprofessional.co.uk/services/assistance/end-of-life-vehicle-collection>. Please note that imperial conversions have been rounded to the nearest inch. Dimensions are based on vehicles with standard wheels. All weights and dimensions are subject to manufacturing tolerances and refer to standard specification models and do not include any options. Data & accuracy: The contents of this publication are as accurate as possible at the time of going to press (Oct 2019), but this brochure should not be regarded as an infallible guide to current specifications, nor does it constitute an offer for the sale of any particular vehicle. Details of performance, dimensions and weights are subject to minor deviations within manufacturer tolerance limits (max +/- 5%). Effective 1st October 2019. This literature supersedes all others.